

Ports de Commerce de Corse
Porti di Commerciù di Corsica

Mensuel
U Misincu

Marchandises 2022
Marcanzzii 2022

mars 2023
marzu 2023

MARCHANDISES GLOBAL

TOTAL PORTS				Marchandises du			Cumul		
				2022	2023	Variation	2022	2023	Variation
Régulier National				264 579	227 317	-14,08%	706 136	622 551	-11,84%
Régulier International				59 956	51 200	-14,60%	151 536	130 836	-13,66%
TOTAL				324 535	278 517	-14,18%	857 672	753 387	-12,16%
Hydrocarbures				47 269	38 304	-18,97%	145 331	97 113	-33,18%
Ciment				15 578	16 214	4,08%	37 127	35 538	-4,28%
TOTAL				62 847	54 518	-13,25%	182 458	132 651	-27,30%
Régulier International				1 579	451	-71,44%	4 183	1 521	-63,64%
TOTAL				88 669	74 456	-16,03%	229 740	199 407	-13,20%
Hydrocarbures				18 002	14 258	-20,80%	51 233	35 207	-31,28%
TOTAL				111 565	94 084	-15,67%	291 671	243 989	-16,35%
BASTIA				Marchandises du			Cumul		
				2022	2023	Variation	2022	2023	Variation
Régulier National				125 822	113 245	-10,00%	356 318	323 951	-9,08%
Régulier International				50 929	41 854	-17,82%	125 935	109 316	-13,20%
TOTAL				176 751	155 099	-12,25%	482 253	433 267	-10,16%
Hydrocarbures				27 770	22 750	-18,08%	91 020	60 610	-33,41%
Ciment				4 109	4 613	12,27%	11 031	11 668	5,77%
TOTAL				31 879	27 363	-14,17%	102 051	72 278	-29,17%
TOTAL				208 630	182 462	-12,54%	584 304	505 545	-13,48%
BONIFACIO				Marchandises du			Cumul		
				2022	2023	Variation	2022	2023	Variation
Régulier National				0	0	-	0	0	-
Régulier International				7 117	7 703	8,23%	19 807	17 638	-10,95%
TOTAL				7 117	7 703	8,23%	19 807	17 638	-10,95%
Hydrocarbures				0	0	-	0	0	-
Ciment				0	0	-	0	0	-
TOTAL				0	0	-	0	0	-
TOTAL				7 117	7 703	8,23%	19 807	17 638	-10,95%
L'ILE-ROUSSE				Marchandises du			Cumul		
				2022	2023	Variation	2022	2023	Variation
Régulier National				15 051	15 293	1,61%	36 922	35 466	-3,94%
Régulier International				331	1 192	260,12%	1 611	2 361	46,55%
TOTAL				15 382	16 485	7,17%	38 533	37 827	-1,83%
Hydrocarbures				0	0	-	0	0	-
Ciment				3 208	3 447	7,45%	6 420	6 958	8,38%
TOTAL				3 208	3 447	7,45%	6 420	6 958	8,38%
TOTAL				18 590	19 932	7,22%	44 953	44 785	-0,37%
PORTO-VECCHIO				Marchandises du			Cumul		
				2022	2023	Variation	2022	2023	Variation
Régulier National				28 092	17 068	-39,24%	67 402	45 205	-32,93%
Régulier International				0	0	-	0	0	-
TOTAL				28 092	17 068	-39,24%	67 402	45 205	-32,93%
Hydrocarbures				0	0	-	0	0	-
Ciment				3 367	2 784	-17,32%	8 978	7 537	-16,05%
TOTAL				3 367	2 784	-17,32%	8 978	7 537	-16,05%
TOTAL				31 459	19 852	-36,90%	76 380	52 742	-30,95%
PROPRIANO				Marchandises du			Cumul		
				2022	2023	Variation	2022	2023	Variation
Régulier National				8 524	7 706	-9,60%	19 937	20 043	0,53%
Régulier International				0	0	-	0	0	-
TOTAL				8 524	7 706	-9,60%	19 937	20 043	0,53%
Hydrocarbures				1 497	1 296	-13,43%	3 078	1 296	-57,89%
Ciment				0	0	-	0	0	-
TOTAL				1 497	1 296	-13,43%	3 078	1 296	-57,89%
TOTAL				10 021	9 002	-10,17%	23 015	21 339	-7,28%

MARCHANDISES

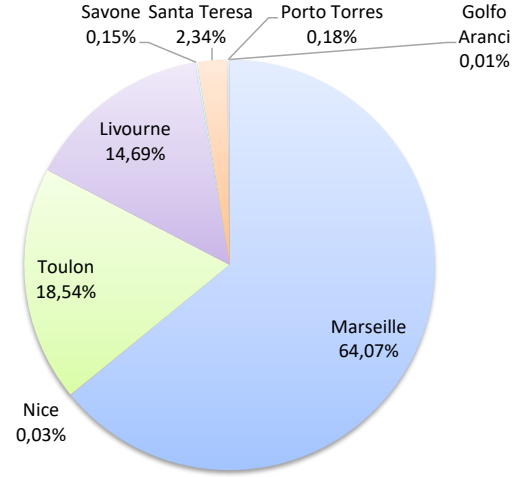
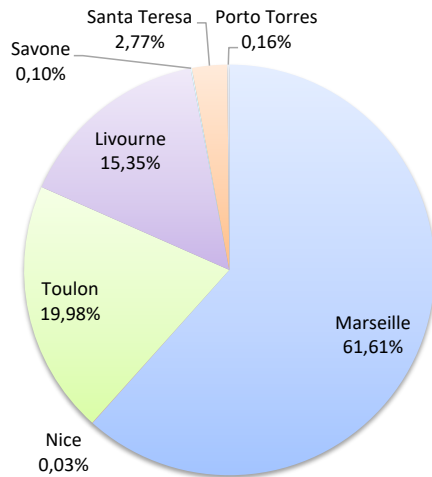
	Marchandises du 1er au 31 mars		
	2022	2023	Variation
Régulier National	264 579	227 317	-14,08%
Régulier Internat°	59 956	51 200	-14,60%
TOTAL	324 535	278 517	-14,18%
Croisières	0	0	-
Hydrocarbures	47 269	38 304	-18,97%
Ciment	15 578	16 214	4,08%
TOTAL	62 847	54 518	-13,25%
	387 382	333 035	-14,03%

	Cumul Marchandises depuis le 1er Janvier		
	2022	2023	Variation
Régulier National	706 136	622 617	-11,83%
Régulier Internat°	151 536	130 836	-13,66%
TOTAL	857 672	753 453	-12,15%
Croisières	0	0	-
Hydrocarbures	145 331	97 113	-33,18%
Ciment	37 127	35 538	-4,28%
TOTAL	182 458	132 651	-27,30%
	1 040 130	886 104	-14,81%

LIGNES
REGULIERS NAT° ET INTERNAT°

Lignes	Marchandises	Variation n-1
Marseille	171 598	-21,77%
Nice	81	-3,57%
Toulon	55 638	23,23%
Livourne	42 756	-16,21%
Savone	290	24,46%
Santa Teresa	7 703	8,23%
Porto Torres	451	8,23%
Golfo Aranci	0	-

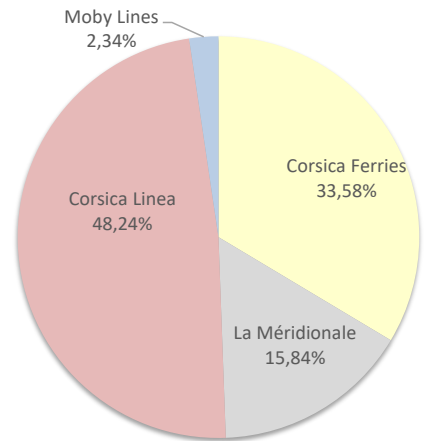
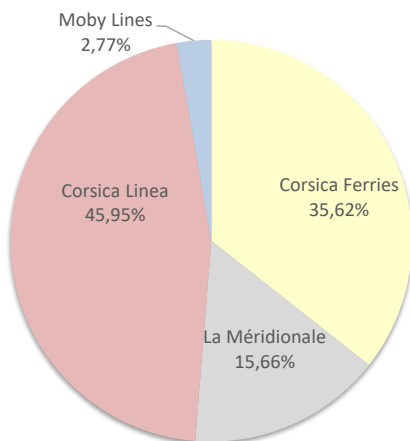
Lignes	Marchandises	Variation n-1
Marseille	482 726	-16,29%
Nice	218	-79,45%
Toulon	139 673	8,75%
Livourne	110 658	-12,72%
Savone	1 108	46,75%
Santa Teresa	17 638	-10,95%
Porto Torres	1 383	-66,94%
Golfo Aranci	49	-



COMPAGNIES
REGULIERS NAT° et INTERNAT°

Compagnies	Marchandises	Variation n-1
Corsica Ferries	99 216	1,17%
La Méridionale	43 610	0,74%
Corsica Linea	127 988	-27,30%
Moby Lines	7 703	8,23%

Compagnies	Marchandises	Variation n-1
Corsica Ferries	253 023	-3,14%
La Méridionale	119 323	7,42%
Corsica Linea	363 469	-21,93%
Moby Lines	17 638	-10,95%

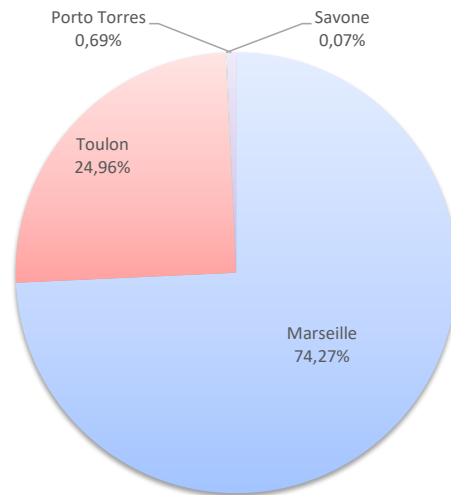
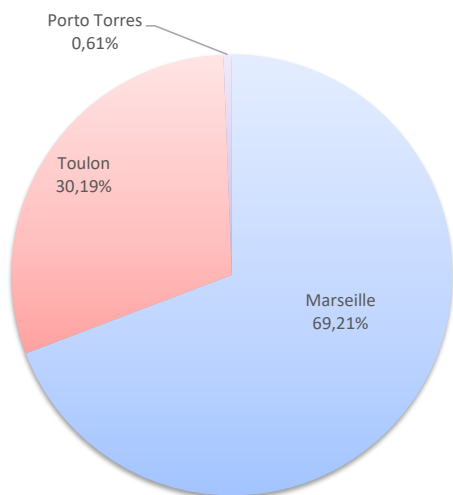


MARCHANDISES

	Marchandises du 1er au 31 mars			Cumul Marchandises depuis le 1er Janvier		
	2022	2023	Variation	2022	2023	Variation
Régulier National	87 090	74 005	-15,02%	225 557	197 886	-12,27%
Régulier Internat°	1 579	451	-71,44%	4 183	1 521	-63,64%
TOTAL	88 669	74 456	-16,03%	229 740	199 407	-13,20%
Croisières	0	0	-	0	0	-
Hydrocarbures	18 002	14 258	-20,80%	51 233	35 207	-31,28%
Ciment	4 894	5 370	9,73%	10 698	9 375	-12,37%
TOTAL	22 896	19 628	-14,27%	61 931	44 582	-28,01%
TOTAL	111 565	94 084	-15,67%	291 671	243 989	-16,35%

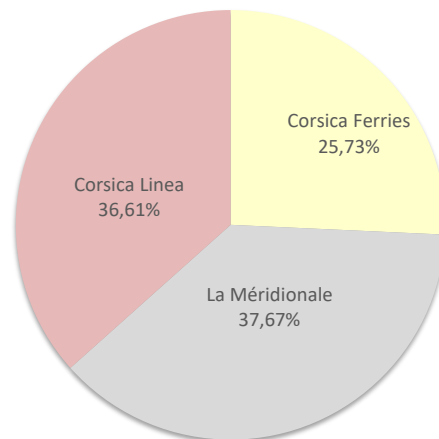
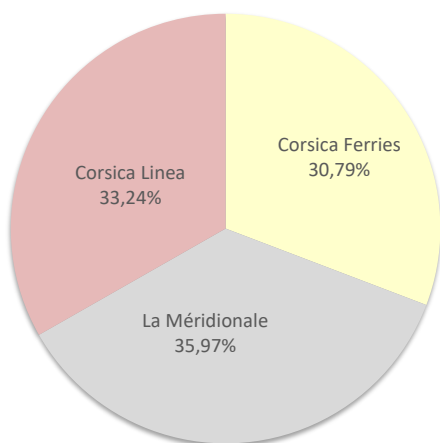
LIGNES
REGULIERS NAT° ET INTERNAT°

Lignes	Marchandises	Variation n-1	Lignes	Marchandises	Variation n-1
Marseille	51 530	-27,21%	Marseille	148 109	-19,23%
Toulon	22 475	37,92%	Toulon	49 777	17,99%
Savone	0	-	Savone	138	-
Porto Torres	451	-71,44%	Porto Torres	1 383	-66,94%



COMPAGNIES
REGULIERS NAT° ET INTERNAT°

Compagnies	Marchandises	Variation n-1	Compagnies	Marchandises	Variation n-1
Corsica Ferries	22 926	28,26%	Corsica Ferries	51 298	10,63%
La Méridionale	26 779	-22,97%	La Méridionale	75 115	-17,58%
Corsica Linea	24 751	-31,30%	Corsica Linea	72 994	-20,86%

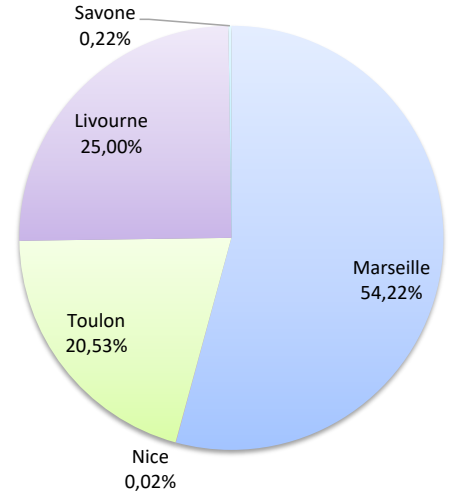
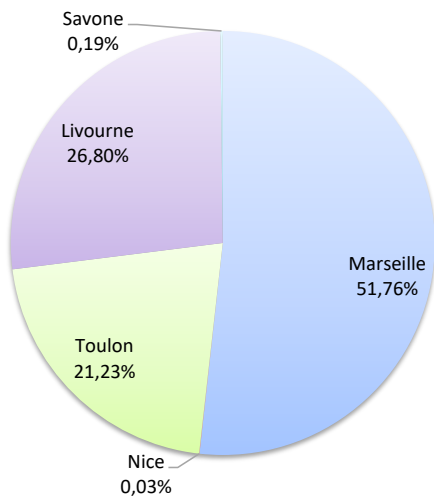


MARCHANDISES

	Marchandises du 1er au 31 mars			Cumul Marchandises depuis le 1er Janvier		
	2022	2023	Variation	2022	2023	Variation
Régulier National	125 822	113 245	-10,00%	356 318	323 951	-9,08%
Régulier Internat°	50 929	41 854	-17,82%	125 935	109 316	-13,20%
TOTAL	176 751	155 099	-12,25%	482 253	433 267	-10,16%
Croisières	0	0	-	0	0	-
Hydrocarbures	27 770	22 750	-18,08%	91 020	60 610	-33,41%
Ciment	4 109	4 613	12,27%	11 031	11 668	5,77%
TOTAL	31 879	27 363	-14,17%	102 051	72 278	-29,17%
TOTAL	208 630	182 462	-12,54%	584 304	505 545	-13,48%

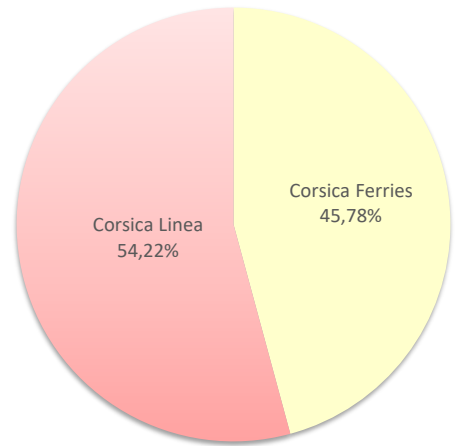
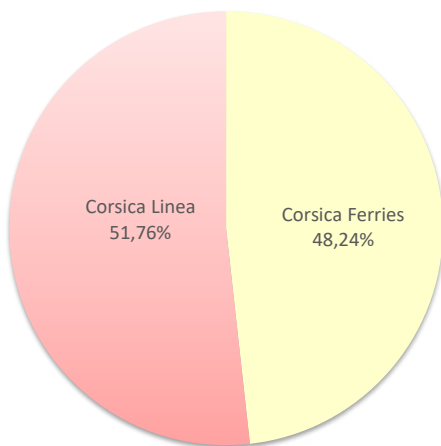
LIGNES
REGULIERS NAT° ET INTERNAT°

Lignes	Marchandises	Variation n-1	Lignes	Marchandises	Variation n-1
Marseille	80 272	-17,21%	Marseille	234 911	-12,77%
Nice	47	-44,05%	Nice	86	-90,99%
Toulon	32 926	14,41%	Toulon	88 954	3,37%
Livourne	41 564	-18,01%	Livourne	108 297	-13,49%
Savone	290	24,46%	Savone	970	28,48%



COMPAGNIES
REGULIERS NAT° ET INTERNAT°

Compagnies	Marchandises	Variation n-1	Compagnies	Marchandises	Variation n-1
Corsica Ferries	74 827	-6,22%	Corsica Ferries	198 356	-6,85%
Corsica Linea	80 272	-17,21%	Corsica Linea	234 911	-12,77%



PORT DE COMMERCE DE BONIFACIO

mars 2023

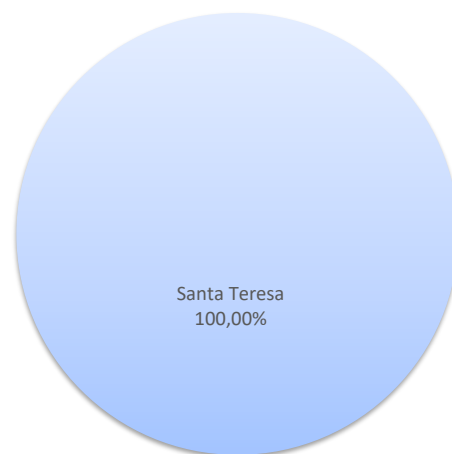
MARCHANDISES

	Marchandises du 1er au 31 mars			Cumul Marchandises depuis le 1er Janvier		
	2022	2023	Variation	2022	2023	Variation
Régulier National	0	0	-	0	0	-
Régulier Internat°	7 117	7 703	8,23%	19 807	17 638	-10,95%
TOTAL	7 117	7 703	8,23%	19 807	17 638	-10,95%
Croisières	0	0	-	0	0	-
Hydrocarbures	0	0	-	0	0	-
Ciment	0	0	-	0	0	-
TOTAL	0	0	-	0	0	-
TOTAL	7 117	7 703	8,23%	19 807	17 638	-10,95%

LIGNES
REGULIERS NAT° ET INTERNAT°

Lignes	Marchandises	Variation n-1
Santa Teresa	7 703	8,23%

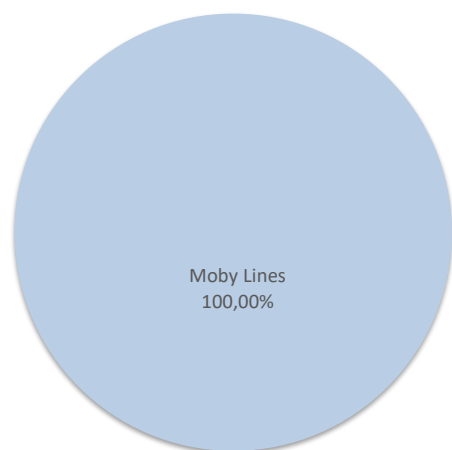
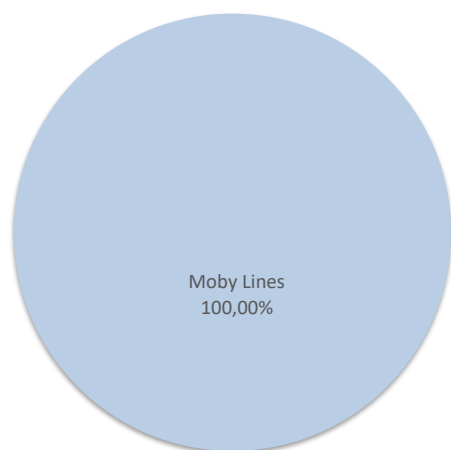
Lignes	Marchandises	Variation n-1
Santa Teresa	17 638	-10,95%



COMPAGNIES
REGULIERS NAT° ET INTERNAT°

Compagnies	Marchandises	Variation n-1
Moby Lines	7 703	8,23%

Compagnies	Marchandises	Variation n-1
Moby Lines	17 638	-10,95%



PORT DE COMMERCE DE L'ILE-ROUSSE

mars 2023

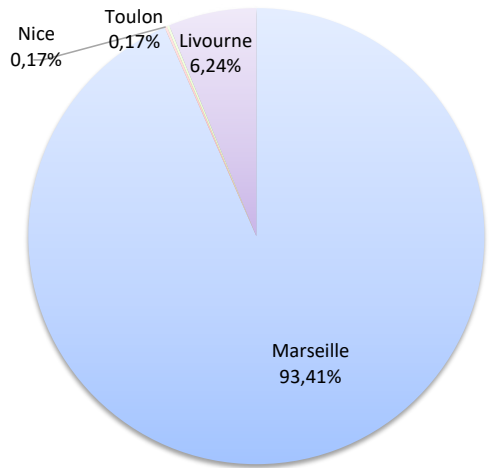
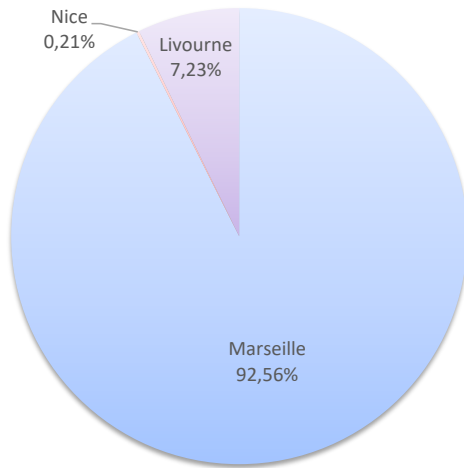
MARCHANDISES

	Marchandises du 1er au 31 mars			Cumul Marchandises depuis le 1er Janvier		
	2022	2023	Variation	2022	2023	Variation
Régulier National	15 051	15 293	1,61%	36 922	35 466	-3,94%
Régulier Internat°	331	1 192	260,12%	1 611	2 361	46,55%
TOTAL	15 382	16 485	7,17%	38 533	37 827	-1,83%
dont MD	1 119	401	-64,16%	3 043	1 838	-39,60%
Croisières	0	0	-	0	0	-
Hydrocarbures	0	0	-	0	0	-
Ciment	3 208	3 447	7,45%	6 420	6 958	8,38%
TOTAL	3 208	3 447	7,45%	6 420	6 958	8,38%
TOTAL	18 590	19 932	7,22%	44 953	44 785	-0,37%

LIGNES REGULIERS NAT° ET INTERNAT°

Lignes	Marchandises	Variation n-1
Marseille	15 259	1,38%
Nice	34	-
Toulon	0	-
Livourne	1 192	260,12%

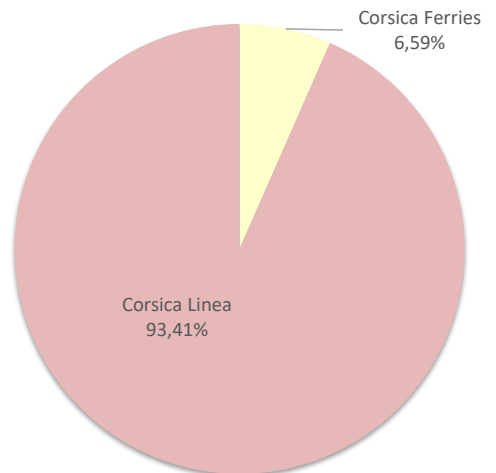
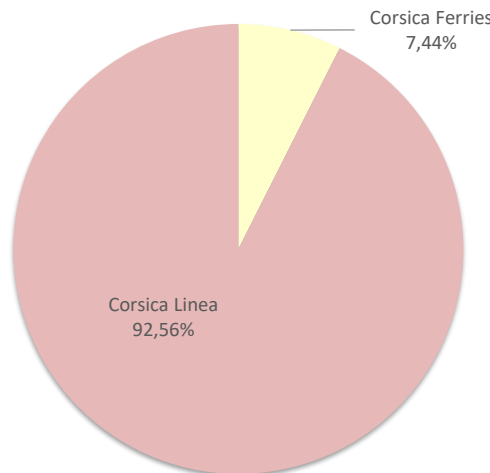
Lignes	Marchandises	Variation n-1
Marseille	35 334	-4,02%
Nice	66	-38,32%
Toulon	66	-
Livourne	2 361	46,55%



COMPAGNIES REGULIERS NAT° ET INTERNAT°

Compagnies	Marchandises	Variation n-1
Corsica Ferries	1 226	270,39%
Corsica Linea	15 259	1,38%

Compagnies	Marchandises	Variation n-1
Corsica Ferries	2 493	45,11%
Corsica Linea	35 334	-4,02%



PORT DE COMMERCE DE PORTO-VECCHIO

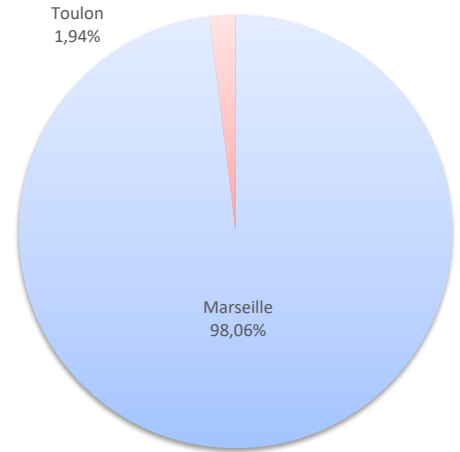
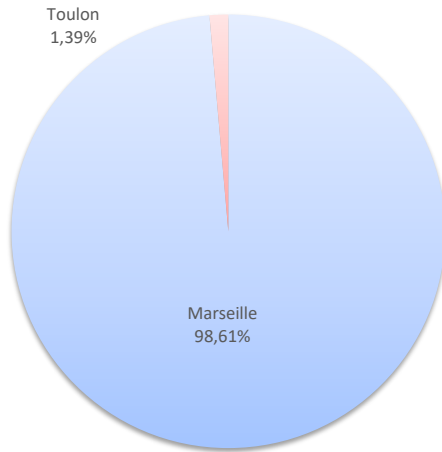
mars 2023

MARCHANDISES

	Marchandises du 1er au 31 mars			Cumul Marchandises depuis le 1er Janvier		
	2022	2023	Variation	2022	2023	Variation
Régulier National	28 092	17 068	-39,24%	67 402	45 205	-32,93%
Régulier Internat°	0	0	-	0	0	-
TOTAL	28 092	17 068	-39,24%	67 402	45 205	-32,93%
Croisières	0	0	-	0	0	-
Hydrocarbures	0	0	-	0	0	-
Ciment	3 367	2 784	-17,32%	8 978	7 537	-16,05%
TOTAL	3 367	2 784	-17,32%	8 978	7 537	-16,05%
TOTAL	31 459	19 852	-36,90%	76 380	52 742	-30,95%

Lignes	Marchandises	Variation n-1
Marseille	16 831	-39,93%
Toulon	237	220,27%

Lignes	Marchandises	Variation n-1
Marseille	44 329	-34,04%
Toulon	876	356,25%

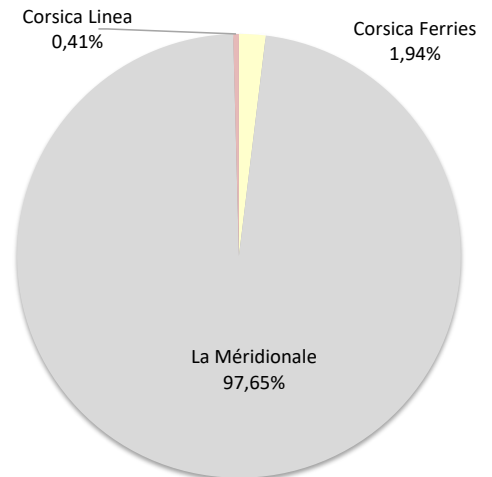
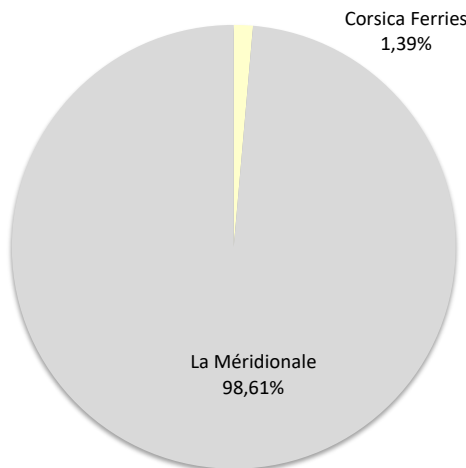


LIGNES

REGULIERS NAT° ET INTERNAT°

Compagnies	Marchandises	Variation n-1
Corsica Ferries	237	220,27%
La Méridionale	16 831	-
Corsica Linea	0	-100,00%

Compagnies	Marchandises	Variation n-1
Corsica Ferries	876	356,25%
La Méridionale	44 142	-
Corsica Linea	187	-99,72%



COMPAGNIES

REGULIERS NAT° ET INTERNAT°

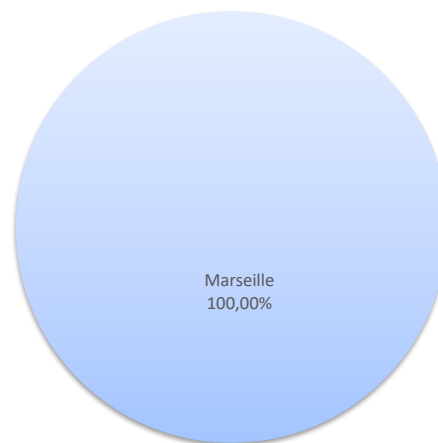
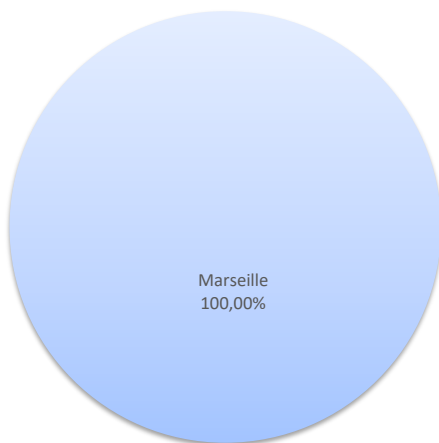
MARCHANDISES

	Marchandises du 1er au 31 mars			Cumul Marchandises depuis le 1er Janvier		
	2022	2023	Variation	2022	2023	Variation
Régulier National	8 524	7 706	-9,60%	19 937	20 043	0,53%
Régulier Internat°	0	0	-	0	0	-
TOTAL	8 524	7 706	-9,60%	19 937	20 043	0,53%
Croisières	0	0	-	0	0	-
Hydrocarbures	1 497	1 296	-13,43%	3 078	1 296	-57,89%
Ciment	0	0	-	0	0	-
TOTAL	1 497	1 296	-13,43%	3 078	1 296	-57,89%
TOTAL	10 021	9 002	-10,17%	23 015	21 339	-7,28%

LIGNES
REGULIERS NAT° ET INTERNAT°

Lignes	Marchandises	Variation n-1
Marseille	7 706	-9,60%

Lignes	Marchandises	Variation n-1
Marseille	20 043	0,53%



COMPAGNIES
REGULIERS NAT° ET INTERNAT°

Compagnies	Marchandises	Variation n-1
La Méridionale	0	-100,00%
Corsica Linea	7 706	-

Compagnies	Marchandises	Variation n-1
La Méridionale	0	-100,00%
Corsica Linea	20 043	-

