

Ports de Commerce de Corse

Porti di Commerciù di Corsica

Mensuel

U Misincu

Traffic Passagers 2022

Trafficu Passageri 2022

mars 2023

marzu 2023

TRAFIC PASSAGERS GLOBAL

| TOTAL PORTS | Trafic passagers du 1er au 31 mars | | | Cumul passagers depuis le 1er Janvier | | |
|--------------------|------------------------------------|---------------|----------------|---------------------------------------|----------------|----------------|
| | 2022 | 2023 | Variation | 2022 | 2023 | Variation |
| Régulier National | 71 392 | 69 565 | -2,56% | 203 850 | 205 225 | 0,67% |
| Régulier Internat° | 14 992 | 18 471 | 23,21% | 39 240 | 53 958 | 37,51% |
| TOTAL | 86 384 | 88 036 | 1,91% | 243 090 | 259 183 | 6,62% |
| Croisières | 2 697 | 5 190 | 92,44% | 2 697 | 5 190 | 92,44% |
| TOTAL | 89 081 | 93 226 | 4,65% | 245 787 | 264 373 | 7,56% |
| AJACCIO | Trafic passagers du 1er au 31 mars | | | Cumul passagers depuis le 1er Janvier | | |
| | 2022 | 2023 | Variation | 2022 | 2023 | Variation |
| Régulier National | 24 695 | 23 607 | -4,41% | 68 971 | 70 560 | 2,30% |
| Régulier Internat° | 375 | 274 | -26,93% | 1 069 | 1 386 | 29,65% |
| TOTAL | 25 070 | 23 881 | -4,74% | 70 040 | 71 946 | 2,72% |
| Croisières | 2 697 | 5 190 | 92,44% | 2 697 | 5 190 | 92,44% |
| TOTAL | 27 767 | 29 071 | 4,70% | 72 737 | 77 136 | 6,05% |
| BASTIA | Trafic passagers du 1er au 31 mars | | | Cumul passagers depuis le 1er Janvier | | |
| | 2022 | 2023 | Variation | 2022 | 2023 | Variation |
| Régulier National | 33 749 | 35 508 | 5,21% | 99 676 | 104 547 | 4,89% |
| Régulier Internat° | 9 341 | 10 968 | 17,42% | 25 404 | 33 634 | 32,40% |
| TOTAL | 43 090 | 46 476 | 7,86% | 125 080 | 138 181 | 10,47% |
| Croisières | 0 | 0 | - | 0 | 0 | - |
| TOTAL | 43 090 | 46 476 | 7,86% | 125 080 | 138 181 | 10,47% |
| BONIFACIO | Trafic passagers du 1er au 31 mars | | | Cumul passagers depuis le 1er Janvier | | |
| | 2022 | 2023 | Variation | 2022 | 2023 | Variation |
| Régulier National | 0 | 0 | - | 0 | 0 | - |
| Régulier Internat° | 5 008 | 6 992 | 39,62% | 12 097 | 18 429 | 52,34% |
| TOTAL | 5 008 | 6 992 | 39,62% | 12 097 | 18 429 | 52,34% |
| Croisières | 0 | 0 | - | 0 | 0 | - |
| TOTAL | 5 008 | 6 992 | 39,62% | 12 097 | 18 429 | 52,34% |
| L'ILE-ROUSSE | Trafic passagers du 1er au 31 mars | | | Cumul passagers depuis le 1er Janvier | | |
| | 2022 | 2023 | Variation | 2022 | 2023 | Variation |
| Régulier National | 3 999 | 3 758 | -6,03% | 11 569 | 10 508 | -9,17% |
| Régulier Internat° | 268 | 237 | -11,57% | 662 | 509 | -23,11% |
| TOTAL | 4 267 | 3 995 | -6,37% | 12 231 | 11 017 | -9,93% |
| Croisières | 0 | 0 | - | 0 | 0 | - |
| TOTAL | 4 267 | 3 995 | -6,37% | 12 231 | 11 017 | -9,93% |
| PORTO-VECCHIO | Trafic passagers du 1er au 31 mars | | | Cumul passagers depuis le 1er Janvier | | |
| | 2022 | 2023 | Variation | 2022 | 2023 | Variation |
| Régulier National | 6 174 | 3 512 | -43,12% | 16 100 | 11 082 | -31,17% |
| Régulier Internat° | 0 | 0 | - | 8 | 0 | -100,00% |
| TOTAL | 6 174 | 3 512 | -43,12% | 16 108 | 11 082 | -31,20% |
| Croisières | 0 | 0 | - | 0 | 0 | - |
| TOTAL | 6 174 | 3 512 | -43,12% | 16 108 | 11 082 | -31,20% |
| PROPRIANO | Trafic passagers du 1er au 31 mars | | | Cumul passagers depuis le 1er Janvier | | |
| | 2022 | 2023 | Variation | 2022 | 2023 | Variation |
| Régulier National | 2 775 | 3 180 | 14,59% | 7 534 | 8 528 | 13,19% |
| Régulier Internat° | 0 | 0 | - | 0 | 0 | - |
| TOTAL | 2 775 | 3 180 | 14,59% | 7 534 | 8 528 | 13,19% |
| Croisières | 0 | 0 | - | 0 | 0 | - |
| TOTAL | 2 775 | 3 180 | 14,59% | 7 534 | 8 528 | 13,19% |

TRAFIC PASSAGERS

| |
|--------------------|
| Régulier National |
| Régulier Internat° |
| TOTAL |

| Trafic passagers du 1er au 31 mars | | |
|------------------------------------|---------------|--------------|
| 2022 | 2023 | Variation |
| 71 392 | 69 565 | -2,56% |
| 14 992 | 18 471 | 23,21% |
| 86 384 | 88 036 | 1,91% |

| Cumul passagers depuis le 1er Janvier | | |
|---------------------------------------|----------------|--------------|
| 2022 | 2023 | Variation |
| 203 850 | 205 225 | 0,67% |
| 39 240 | 53 958 | 37,51% |
| 243 090 | 259 183 | 6,62% |

| |
|------------|
| Croisières |
|------------|

| | | |
|--------------|--------------|---------------|
| 2 697 | 5 190 | 92,44% |
|--------------|--------------|---------------|

| | | |
|--------------|--------------|---------------|
| 2 697 | 5 190 | 92,44% |
|--------------|--------------|---------------|

| |
|--------------|
| TOTAL |
|--------------|

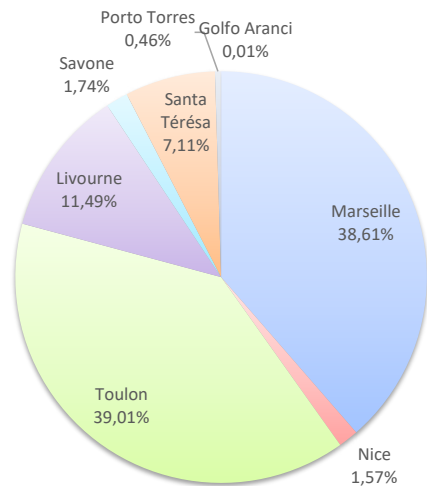
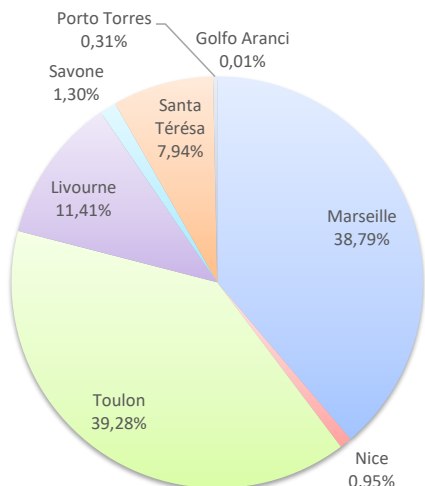
| | | |
|---------------|---------------|--------------|
| 89 081 | 93 226 | 4,65% |
|---------------|---------------|--------------|

| | | |
|----------------|----------------|--------------|
| 245 787 | 264 373 | 7,56% |
|----------------|----------------|--------------|

LIGNES

| Lignes | Passagers | Variation n-1 |
|--------------|-----------|---------------|
| Marseille | 34 150 | -3,81% |
| Nice | 834 | -54,25% |
| Toulon | 34 581 | 1,51% |
| Livourne | 10 048 | 10,71% |
| Savone | 1 148 | 119,92% |
| Santa Térésa | 6 992 | 39,62% |
| Porto Torres | 274 | 39,62% |
| Golfo Aranci | 9 | -18,18% |

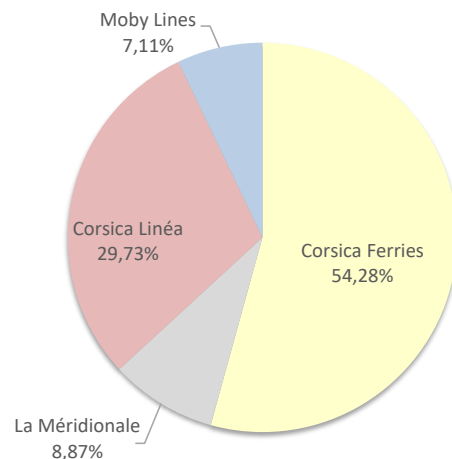
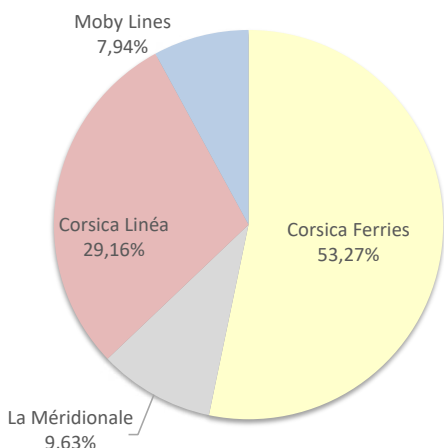
| Lignes | Passagers | Variation n-1 |
|--------------|-----------|---------------|
| Marseille | 100 058 | 1,18% |
| Nice | 4 064 | -52,98% |
| Toulon | 101 103 | 4,97% |
| Livourne | 29 785 | 25,74% |
| Savone | 4 514 | 94,99% |
| Santa Térésa | 18 429 | 52,34% |
| Porto Torres | 1 195 | 10,96% |
| Golfo Aranci | 35 | -44,44% |



COMPAGNIES

| Compagnies | Passagers | Variation n-1 |
|-----------------|-----------|---------------|
| Corsica Ferries | 46 894 | 2,22% |
| La Méridionale | 8 476 | 18,89% |
| Corsica Linéa | 25 674 | -9,51% |
| Moby Lines | 6 992 | 39,62% |

| Compagnies | Passagers | Variation n-1 |
|-----------------|-----------|---------------|
| Corsica Ferries | 140 696 | 6,51% |
| La Méridionale | 22 993 | 16,26% |
| Corsica Linéa | 77 065 | -2,59% |
| Moby Lines | 18 429 | 52,34% |



TRAFIC PASSAGERS

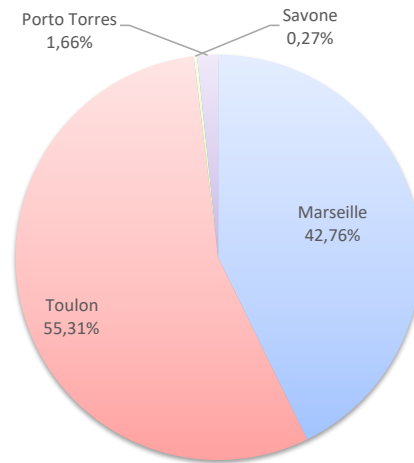
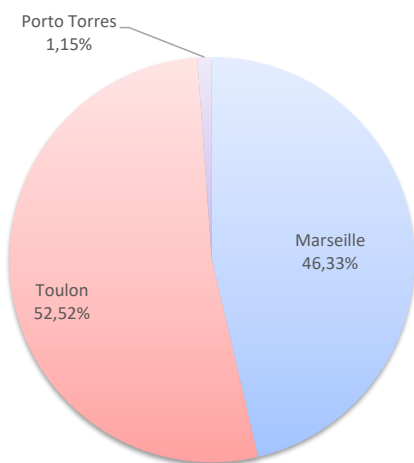
| | Trafic passagers du 1er au 31 mars | | |
|--------------------|------------------------------------|---------------|---------------|
| | 2022 | 2023 | Variation |
| Régulier National | 24 695 | 23 607 | -4,41% |
| Régulier Internat° | 375 | 274 | -26,93% |
| TOTAL | 25 070 | 23 881 | -4,74% |
| Croisières | 2 697 | 5 190 | 92,44% |
| TOTAL | 27 767 | 29 071 | 4,70% |

| | Cumul passagers depuis le 1er Janvier | | |
|--------------------|---------------------------------------|---------------|--------------|
| | 2022 | 2023 | Variation |
| Régulier National | 68 971 | 70 560 | 2,30% |
| Régulier Internat° | 1 069 | 1 386 | 29,65% |
| TOTAL | 70 040 | 71 946 | 2,72% |
| Croisières | 2 697 | 5 190 | 92,44% |
| TOTAL | 72 737 | 77 136 | 6,05% |

LIGNES

| Lignes | Passagers | Variation n-1 |
|--------------|-----------|---------------|
| Marseille | 11 065 | 4,11% |
| Toulon | 12 542 | -10,84% |
| Savone | 0 | - |
| Porto Torres | 274 | -26,93% |

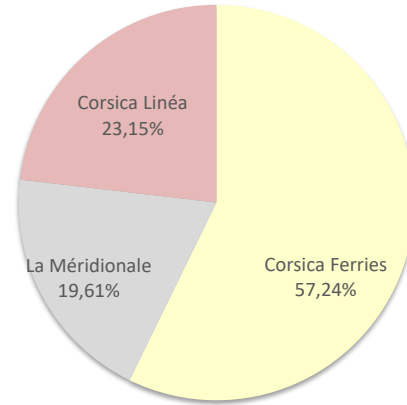
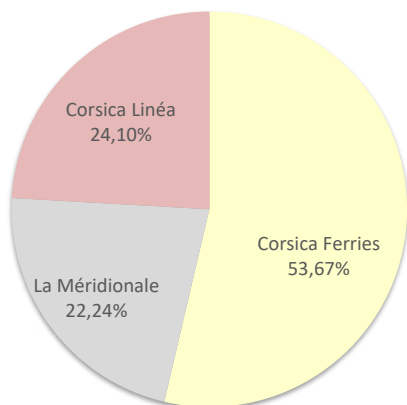
| Lignes | Passagers | Variation n-1 |
|--------------|-----------|---------------|
| Marseille | 30 766 | 4,90% |
| Toulon | 39 794 | 0,38% |
| Savone | 191 | - |
| Porto Torres | 1 195 | 11,79% |



COMPAGNIES

| Compagnies | Passagers | Variation n-1 |
|-----------------|-----------|---------------|
| Corsica Ferries | 12 816 | -11,26% |
| La Méridionale | 5 310 | 21,96% |
| Corsica Linéa | 5 755 | -8,27% |

| Compagnies | Passagers | Variation n-1 |
|-----------------|-----------|---------------|
| Corsica Ferries | 41 180 | 1,15% |
| La Méridionale | 14 111 | 15,26% |
| Corsica Linéa | 16 655 | -2,52% |



TRAFIC PASSAGERS

| |
|--------------------|
| Régulier National |
| Régulier Internat° |
| TOTAL |

| Trafic passagers du 1er au 31 mars | | |
|------------------------------------|---------------|--------------|
| 2022 | 2023 | Variation |
| 33 749 | 35 508 | 5,21% |
| 9 341 | 10 968 | 17,42% |
| 43 090 | 46 476 | 7,86% |

| Cumul passagers depuis le 1er Janvier | | |
|---------------------------------------|----------------|---------------|
| 2022 | 2023 | Variation |
| 99 676 | 104 547 | 4,89% |
| 25 404 | 33 634 | 32,40% |
| 125 080 | 138 181 | 10,47% |

| |
|------------|
| Croisières |
|------------|

| | | |
|---|---|---|
| 0 | 0 | - |
|---|---|---|

| | | |
|---|---|---|
| 0 | 0 | - |
|---|---|---|

| |
|--------------|
| TOTAL |
|--------------|

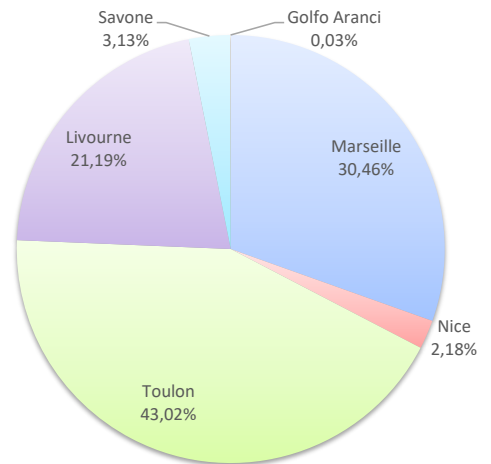
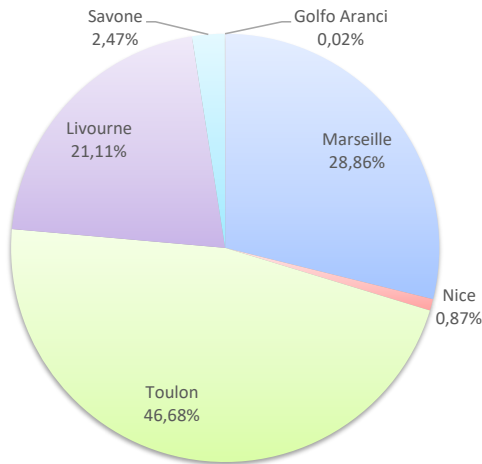
| | | |
|---------------|---------------|--------------|
| 43 090 | 46 476 | 7,86% |
|---------------|---------------|--------------|

| | | |
|----------------|----------------|---------------|
| 125 080 | 138 181 | 10,47% |
|----------------|----------------|---------------|

LIGNES

| Lignes | Passagers | Variation n-1 |
|--------------|-----------|---------------|
| Marseille | 13 411 | -0,17% |
| Nice | 404 | -68,09% |
| Toulon | 21 693 | 13,88% |
| Livourne | 9 811 | 11,39% |
| Savone | 1 148 | 119,92% |
| Golfo Aranci | 9 | -18,18% |

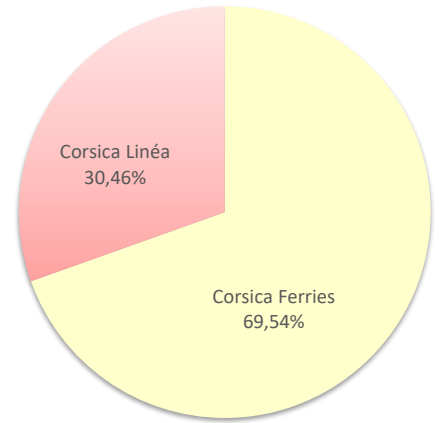
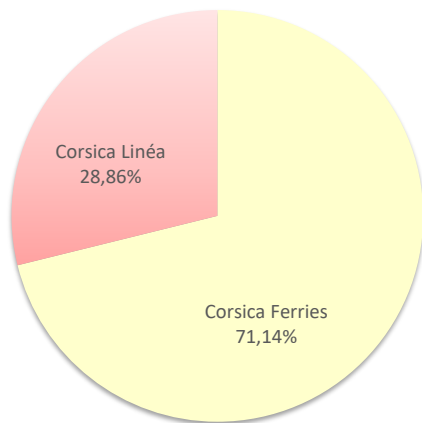
| Lignes | Passagers | Variation n-1 |
|--------------|-----------|---------------|
| Marseille | 42 085 | 9,16% |
| Nice | 3 013 | -53,79% |
| Toulon | 59 449 | 8,87% |
| Livourne | 29 276 | 27,14% |
| Savone | 4 323 | 86,74% |
| Golfo Aranci | 35 | -44,44% |



COMPAGNIES

| Compagnies | Passagers | Variation n-1 |
|-----------------|-----------|---------------|
| Corsica Ferries | 33 065 | 11,50% |
| Corsica Linéa | 13 411 | -0,17% |

| Compagnies | Passagers | Variation n-1 |
|-----------------|-----------|---------------|
| Corsica Ferries | 96 096 | 11,06% |
| Corsica Linéa | 42 085 | 9,16% |



TRAFIC PASSAGERS

| | Trafic passagers du 1er au 31 mars | | | Cumul passagers depuis le 1er Janvier | | |
|--------------------|------------------------------------|--------------|---------------|---------------------------------------|---------------|---------------|
| | 2022 | 2023 | Variation | 2022 | 2023 | Variation |
| Régulier National | 0 | 0 | - | 0 | 0 | - |
| Régulier Internat° | 5 008 | 6 992 | 39,62% | 12 097 | 18 429 | 52,34% |
| TOTAL | 5 008 | 6 992 | 39,62% | 12 097 | 18 429 | 52,34% |
| Croisières | 0 | 0 | - | 0 | 0 | - |
| TOTAL | 5 008 | 6 992 | 39,62% | 12 097 | 18 429 | 52,34% |

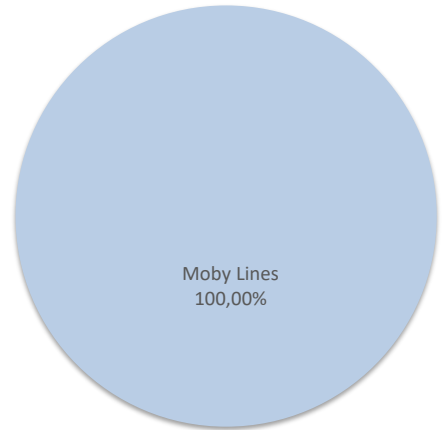
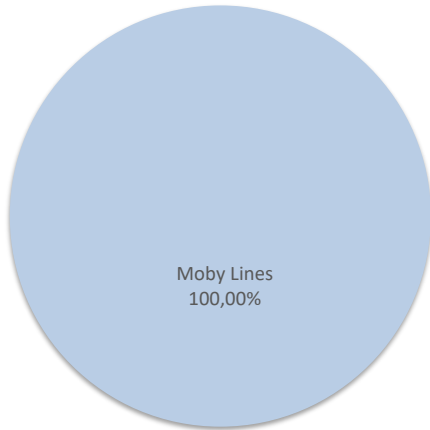
LIGNES

| Lignes | Passagers | Variation n-1 | Lignes | Passagers | Variation n-1 |
|--------------|-----------|---------------|--------------|-----------|---------------|
| Santa Térésa | 6 992 | 39,62% | Santa Térésa | 18 429 | 52,34% |



COMPAGNIES

| Compagnies | Passagers | Variation n-1 | Compagnies | Passagers | Variation n-1 |
|------------|-----------|---------------|------------|-----------|---------------|
| Moby Lines | 6 992 | 39,62% | Moby Lines | 18 429 | 52,34% |

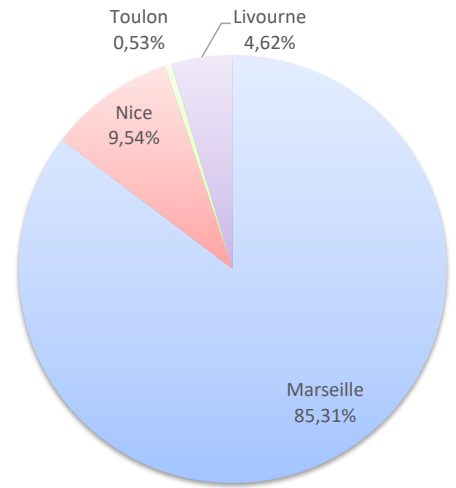
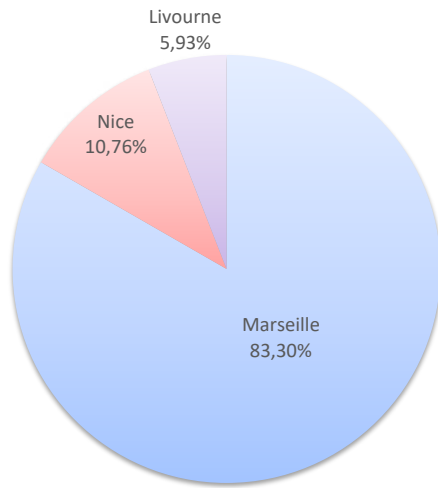


TRAFIC PASSAGERS

| | Trafic passagers du 1er au 31 mars | | | Cumul passagers depuis le 1er Janvier | | |
|--------------------|------------------------------------|--------------|---------------|---------------------------------------|---------------|---------------|
| | 2022 | 2023 | Variation | 2022 | 2023 | Variation |
| Régulier National | 3 999 | 3 758 | -6,03% | 11 569 | 10 508 | -9,17% |
| Régulier Internat° | 268 | 237 | -11,57% | 662 | 509 | -23,11% |
| TOTAL | 4 267 | 3 995 | -6,37% | 12 231 | 11 017 | -9,93% |
| Croisières | 0 | 0 | - | 0 | 0 | - |
| TOTAL | 4 267 | 3 995 | -6,37% | 12 231 | 11 017 | -9,93% |

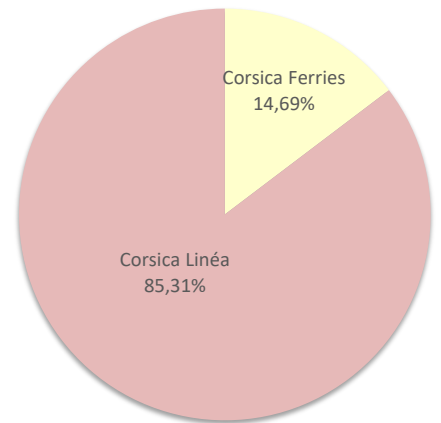
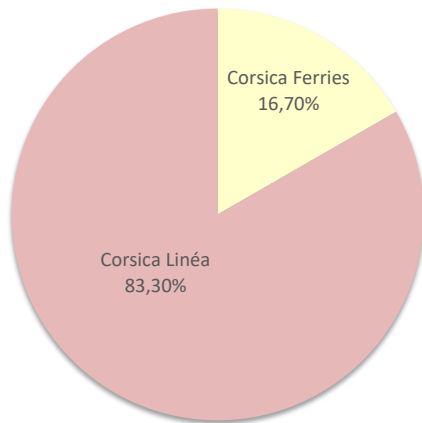
LIGNES

| Lignes | Passagers | Variation n-1 | Lignes | Passagers | Variation n-1 |
|-----------|-----------|---------------|-----------|-----------|---------------|
| Marseille | 3 328 | -3,31% | Marseille | 9 399 | -0,49% |
| Nice | 430 | -22,80% | Nice | 1 051 | -50,52% |
| Toulon | 0 | - | Toulon | 58 | - |
| Livourne | 237 | -11,57% | Livourne | 509 | -23,11% |



COMPAGNIES

| Compagnies | Passagers | Variation n-1 | Compagnies | Passagers | Variation n-1 |
|-----------------|-----------|---------------|-----------------|-----------|---------------|
| Corsica Ferries | 667 | -19,15% | Corsica Ferries | 1 618 | -41,92% |
| Corsica Linéa | 3 328 | -3,31% | Corsica Linéa | 9 399 | -0,49% |



PORT DE COMMERCE DE PORTO-VECCHIO

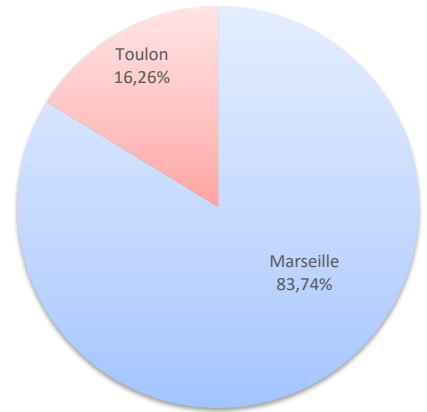
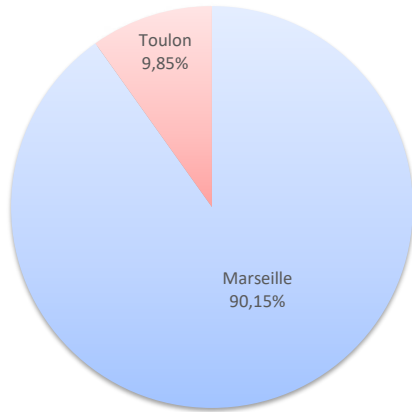
mars 2023

TRAFIC PASSAGERS

| | Trafic passagers du 1er au 31 mars | | | Cumul passagers depuis le 1er Janvier | | |
|--------------------|------------------------------------|--------------|----------------|---------------------------------------|---------------|----------------|
| | 2022 | 2023 | Variation | 2022 | 2023 | Variation |
| Régulier National | 6 174 | 3 512 | -43,12% | 16 100 | 11 082 | -31,17% |
| Régulier Internat° | 0 | 0 | - | 8 | 0 | -100,00% |
| TOTAL | 6 174 | 3 512 | -43,12% | 16 108 | 11 082 | -31,20% |
| Croisières | 0 | 0 | - | 0 | 0 | - |
| TOTAL | 6 174 | 3 512 | -43,12% | 16 108 | 11 082 | -31,20% |

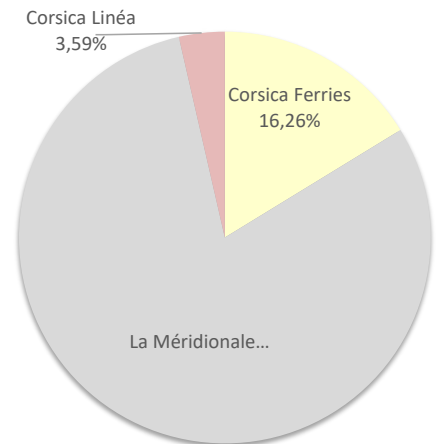
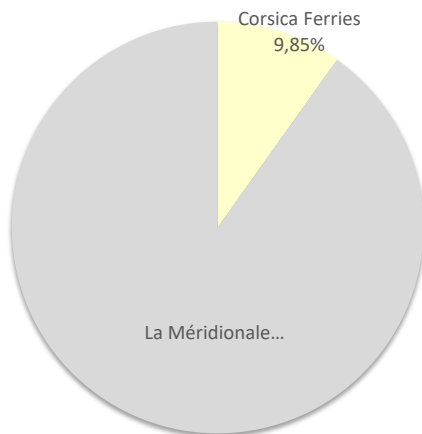
LIGNES

| Lignes | Passagers | Variation n-1 | Lignes | Passagers | Variation n-1 |
|--------------|-----------|---------------|--------------|-----------|---------------|
| Marseille | 3 166 | -39,38% | Marseille | 9 280 | -33,87% |
| Toulon | 346 | -63,62% | Toulon | 1 802 | -12,78% |
| Porto Torres | 0 | - | Porto Torres | 0 | -100,00% |



COMPAGNIES

| Compagnies | Passagers | Variation n-1 | Compagnies | Passagers | Variation n-1 |
|-----------------|-----------|---------------|-----------------|-----------|---------------|
| Corsica Ferries | 346 | -63,62% | Corsica Ferries | 1 802 | -13,11% |
| La Méridionale | 3 166 | - | La Méridionale | 8 882 | - |
| Corsica Linéa | 0 | -100,00% | Corsica Linéa | 398 | -97,16% |



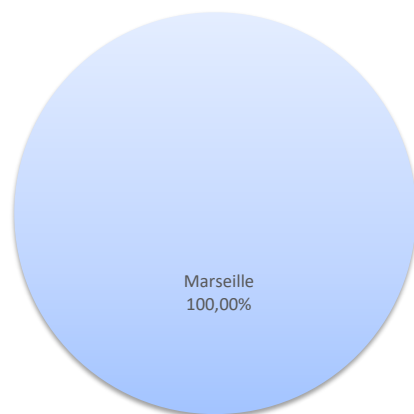
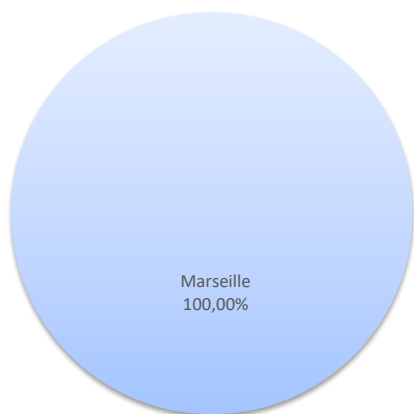
TRAFIC PASSAGERS

| | Trafic passagers du 1er au 31 mars | | | Cumul passagers depuis le 1er Janvier | | |
|--------------------|------------------------------------|--------------|---------------|---------------------------------------|--------------|---------------|
| | 2022 | 2023 | Variation | 2022 | 2023 | Variation |
| Régulier National | 2 775 | 3 180 | 14,59% | 7 534 | 8 528 | 13,19% |
| Régulier Internat° | 0 | 0 | - | 0 | 0 | - |
| TOTAL | 2 775 | 3 180 | 14,59% | 7 534 | 8 528 | 13,19% |
| Croisières | 0 | 0 | - | 0 | 0 | - |
| TOTAL | 2 775 | 3 180 | 14,59% | 7 534 | 8 528 | 13,19% |

LIGNES

| Lignes | Passagers | Variation n-1 |
|-----------|-----------|---------------|
| Marseille | 3 180 | 14,59% |

| Lignes | Passagers | Variation n-1 |
|-----------|-----------|---------------|
| Marseille | 8 528 | 13,19% |



COMPAGNIES

| Compagnies | Passagers | Variation n-1 |
|----------------|-----------|---------------|
| La Méridionale | 0 | -100,00% |
| Corsica Linéa | 3 180 | - |

| Compagnies | Passagers | Variation n-1 |
|----------------|-----------|---------------|
| La Méridionale | 0 | -100,00% |
| Corsica Linéa | 8 528 | - |

