

**Ports de Commerce de Corse**

**Porti di Commerciù di Corsica**

**Mensuel**

***U Misincu***

**Rotations**

***Rutazione***

**mars 2024**

**marzu 2024**

ROTATIONS

TOTAL PORTS	Rotations			Cumul rotations depuis le 1er Janvier		
	2023	2024	Variation	2023	2024	Variation
Régulier National	301	314	4,32%	960	982	2,29%
Régulier International	267	286	7,12%	760	741	-2,50%
<b>TOTAL</b>	<b>568</b>	<b>600</b>	<b>5,63%</b>	<b>1 720</b>	<b>1 723</b>	<b>0,17%</b>
Croisières	4	0	-100,00%	4	0	-100,00%
Hydrocarbures	28	24	-14,29%	76	74	-2,63%
Ciment	43	32	-25,58%	106	94	-11,32%
<b>TOTAL</b>	<b>71</b>	<b>56</b>	<b>-21,13%</b>	<b>182</b>	<b>168</b>	<b>-7,69%</b>
<b>TOTAL</b>	<b>643</b>	<b>656</b>	<b>2,02%</b>	<b>1 906</b>	<b>1 891</b>	<b>-0,79%</b>

AJACCIO	Rotations			Cumul rotations depuis le 1er Janvier		
	2023	2024	Variation	2023	2024	Variation
Régulier National	109	114	4,59%	342	356	4,09%
Régulier International	9	10	11,11%	29	30	3,45%
<b>TOTAL</b>	<b>118</b>	<b>124</b>	<b>5,08%</b>	<b>371</b>	<b>386</b>	<b>4,04%</b>
Croisières	4	0	-100,00%	4	0	-100,00%
Hydrocarbures	10	10	0,00%	28	26	-7,14%
Ciment	14	8	-42,86%	28	26	-7,14%
<b>TOTAL</b>	<b>24</b>	<b>18</b>	<b>-25,00%</b>	<b>56</b>	<b>52</b>	<b>-7,14%</b>
<b>TOTAL</b>	<b>146</b>	<b>142</b>	<b>-2,74%</b>	<b>431</b>	<b>438</b>	<b>1,62%</b>

BASTIA	Rotations			Cumul rotations depuis le 1er Janvier		
	2023	2024	Variation	2023	2024	Variation
Régulier National	121	127	4,96%	381	384	0,79%
Régulier International	57	71	24,56%	170	175	2,94%
<b>TOTAL</b>	<b>178</b>	<b>198</b>	<b>11,24%</b>	<b>551</b>	<b>559</b>	<b>1,45%</b>
Croisières	0	0	-	0	0	-
Hydrocarbures	16	14	-12,50%	46	46	0,00%
Ciment	7	8	14,29%	25	18	-28,00%
<b>TOTAL</b>	<b>23</b>	<b>22</b>	<b>-4,35%</b>	<b>71</b>	<b>64</b>	<b>-9,86%</b>
<b>TOTAL</b>	<b>201</b>	<b>220</b>	<b>9,45%</b>	<b>622</b>	<b>623</b>	<b>0,16%</b>

BONIFACIO	Rotations			Cumul rotations depuis le 1er Janvier		
	2023	2024	Variation	2023	2024	Variation
Régulier National	0	0	-	0	0	-
Régulier International	196	204	4,08%	552	528	-4,35%
<b>TOTAL</b>	<b>196</b>	<b>204</b>	<b>4,08%</b>	<b>552</b>	<b>528</b>	<b>-4,35%</b>
Croisières	0	0	-	0	0	-
Hydrocarbures	0	0	-	0	0	-
Ciment	0	0	-	0	0	-
<b>TOTAL</b>	<b>0</b>	<b>0</b>	<b>-</b>	<b>0</b>	<b>0</b>	<b>-</b>
<b>TOTAL</b>	<b>196</b>	<b>204</b>	<b>4,08%</b>	<b>552</b>	<b>528</b>	<b>-4,35%</b>

L'ILE-ROUSSE	Rotations			Cumul rotations depuis le 1er Janvier		
	2023	2024	Variation	2023	2024	Variation
Régulier National	24	25	4,17%	81	80	-1,23%
Régulier International	4	1	-75,00%	8	6	-25,00%
<b>TOTAL</b>	<b>28</b>	<b>26</b>	<b>-7,14%</b>	<b>89</b>	<b>86</b>	<b>-3,37%</b>
Croisières	0	0	-	0	0	-
Hydrocarbures	0	0	-	0	0	-
Ciment	10	6	-40,00%	21	20	-4,76%
<b>TOTAL</b>	<b>10</b>	<b>6</b>	<b>-40,00%</b>	<b>21</b>	<b>20</b>	<b>-4,76%</b>
<b>TOTAL</b>	<b>38</b>	<b>32</b>	<b>-15,79%</b>	<b>110</b>	<b>106</b>	<b>-3,64%</b>

PORTO-VECCHIO	Rotations			Cumul rotations depuis le 1er Janvier		
	2023	2024	Variation	2023	2024	Variation
Régulier National	25	24	-4,00%	86	86	0,00%
Régulier International	1	0	-100,00%	1	2	100,00%
<b>TOTAL</b>	<b>26</b>	<b>24</b>	<b>-7,69%</b>	<b>87</b>	<b>88</b>	<b>1,15%</b>
Croisières	0	0	-	0	0	-
Hydrocarbures	0	0	-	0	0	-
Ciment	12	10	-16,67%	32	30	-6,25%
<b>TOTAL</b>	<b>12</b>	<b>10</b>	<b>-16,67%</b>	<b>32</b>	<b>30</b>	<b>-6,25%</b>
<b>TOTAL</b>	<b>38</b>	<b>34</b>	<b>-10,53%</b>	<b>119</b>	<b>118</b>	<b>-0,84%</b>

PROPRIANO	Rotations			Cumul rotations depuis le 1er Janvier		
	2023	2024	Variation	2023	2024	Variation
Régulier National	22	24	9,09%	70	76	8,57%
Régulier International	0	0	-	0	0	-
<b>TOTAL</b>	<b>22</b>	<b>24</b>	<b>9,09%</b>	<b>70</b>	<b>76</b>	<b>8,57%</b>
Croisières	0	0	-	0	0	-
Hydrocarbures	2	0	-100,00%	2	2	0,00%
Ciment	0	0	-	0	0	-
<b>TOTAL</b>	<b>2</b>	<b>0</b>	<b>-100,00%</b>	<b>2</b>	<b>2</b>	<b>0,00%</b>
<b>TOTAL</b>	<b>24</b>	<b>24</b>	<b>0,00%</b>	<b>72</b>	<b>78</b>	<b>8,33%</b>

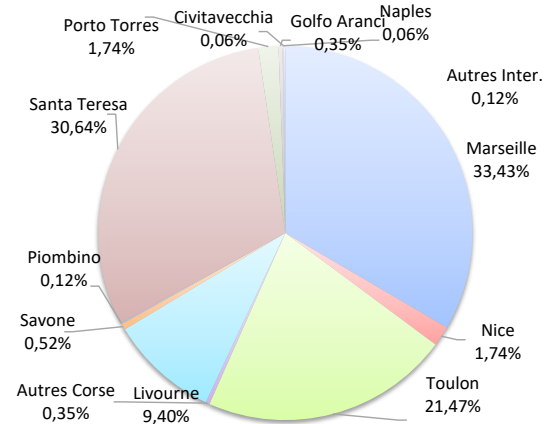
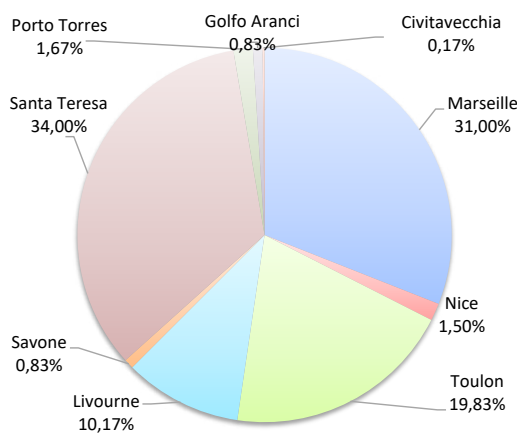
ROTATIONS

	Rotations			Cumul rotations depuis le 1er Janvier		
	2023	2024	Variation	2023	2024	Variation
Régulier National	301	314	4,32%	960	982	2,29%
Régulier Internat°	267	286	7,12%	760	741	-2,50%
<b>TOTAL</b>	<b>568</b>	<b>600</b>	<b>5,63%</b>	<b>1 720</b>	<b>1 723</b>	<b>0,17%</b>
Croisières	4	0	-100,00%	4	0	-100,00%
Hydrocarbures	28	24	-14,29%	76	74	-2,63%
Ciment	43	32	-25,58%	106	94	-11,32%
<b>TOTAL</b>	<b>71</b>	<b>56</b>	<b>-21,13%</b>	<b>182</b>	<b>168</b>	<b>-7,69%</b>
<b>TOTAL</b>	<b>643</b>	<b>656</b>	<b>2,02%</b>	<b>1 906</b>	<b>1 891</b>	<b>-0,79%</b>

LIGNES  
REGULIERS NAT° ET INTERNAT°

Lignes	Rotations	Variation n-1
Marseille	186	3,91%
Nice	9	125,00%
Toulon	119	4,39%
Autres Corse	0	-100,00%
Livourne	61	5,17%
Savone	5	150,00%
Piombino	0	-
Santa Teresa	204	4,08%
Porto Torres	10	4,08%
Golfo Aranci	5	66,67%
Naples	0	-
Civitavecchia	1	-
Autres Inter.	0	-

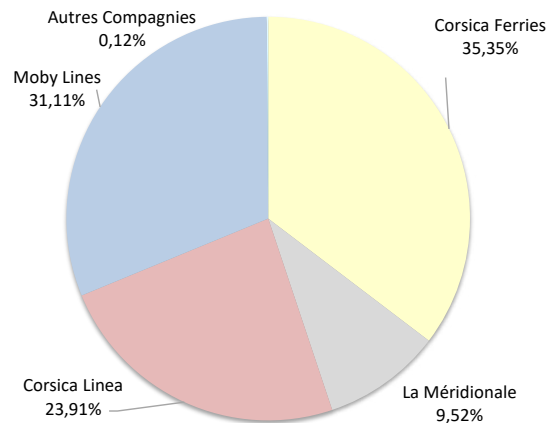
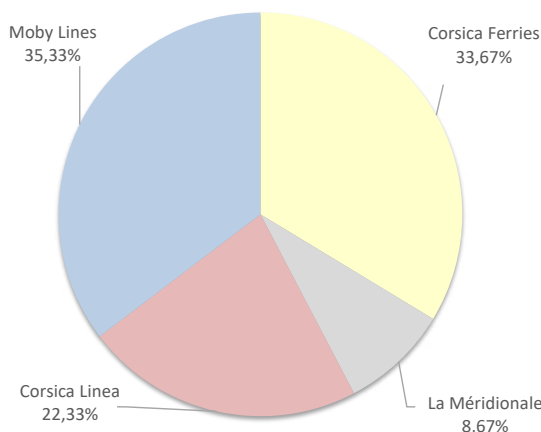
Lignes	Rotations	Variation n-1
Marseille	576	3,41%
Nice	30	57,89%
Toulon	370	2,21%
Autres Corse	6	-72,73%
Livourne	162	0,62%
Savone	9	-25,00%
Piombino	2	-
Santa Teresa	528	-4,35%
Porto Torres	30	20,00%
Golfo Aranci	6	-25,00%
Naples	1	-
Civitavecchia	1	-
Autres Inter.	2	0,00%



COMPAGNIES  
REGULIERS NAT° et INTERNAT°

Compagnies	Rotations	Variation n-1
Corsica Ferries	202	9,78%
La Méridionale	52	-7,14%
Corsica Linea	134	1,52%
Moby Lines	212	8,16%
Autres Compagnies	0	-

Compagnies	Rotations	Variation n-1
Corsica Ferries	609	2,53%
La Méridionale	164	5,13%
Corsica Linea	412	-0,96%
Moby Lines	536	-2,90%
Autres Compagnies	2	-



ROTATIONS

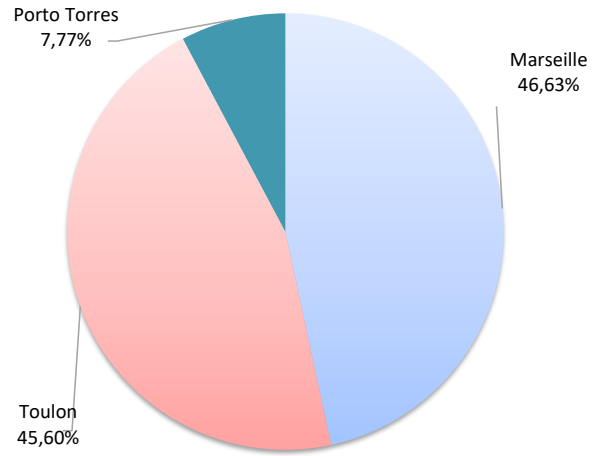
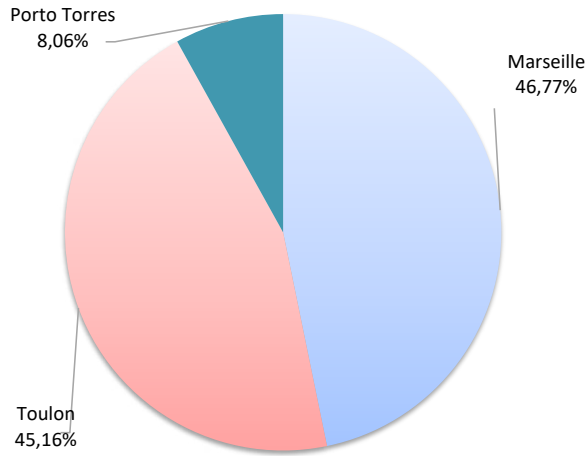
	Rotations		
	2023	2024	Variation
Régulier National	109	114	4,59%
Régulier Internat°	9	10	11,11%
<b>TOTAL</b>	<b>118</b>	<b>124</b>	<b>5,08%</b>
Croisières	4	0	-100,00%
Hydrocarbures	10	10	0,00%
Ciment	14	8	-42,86%
<b>TOTAL</b>	<b>24</b>	<b>18</b>	<b>-25,00%</b>
<b>TOTAL</b>	<b>146</b>	<b>142</b>	<b>-2,74%</b>

	Cumul rotations depuis le 1er Janvier		
	2023	2024	Variation
Régulier National	342	356	4,09%
Régulier Internat°	29	30	3,45%
<b>TOTAL</b>	<b>371</b>	<b>386</b>	<b>4,04%</b>
Croisières	4	0	-100,00%
Hydrocarbures	28	26	-7,14%
Ciment	28	26	-7,14%
<b>TOTAL</b>	<b>56</b>	<b>52</b>	<b>-7,14%</b>
<b>TOTAL</b>	<b>431</b>	<b>438</b>	<b>1,62%</b>

LIGNES  
REGULIERS NAT° ET INTERNAT°

Lignes	Rotations	Variation n-1
Marseille	58	-1,69%
Toulon	56	12,00%
Livourne	0	-100,00%
Savone	0	-
Porto Torres	10	25,00%
Autres Inter.	0	-

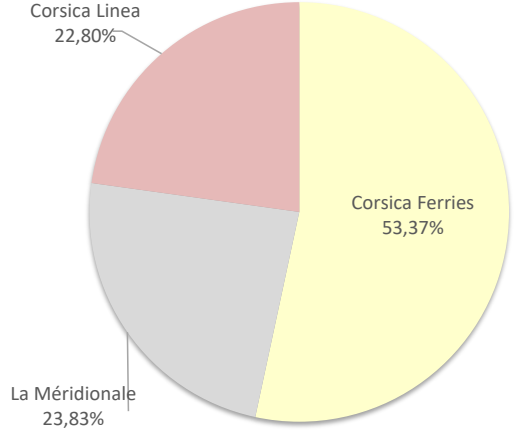
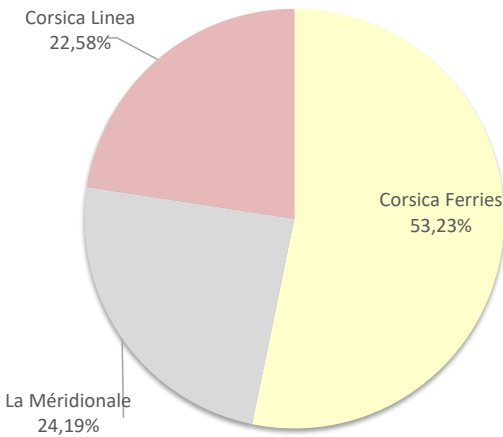
Lignes	Rotations	Variation n-1
Marseille	180	1,69%
Toulon	176	6,67%
Livourne	0	-100,00%
Savone	0	-100,00%
Porto Torres	30	20,00%
Autres Inter.	0	-100,00%



COMPAGNIES  
REGULIERS NAT° ET INTERNAT°

Compagnies	Rotations	Variation n-1
Corsica Ferries	66	13,79%
La Méridionale	30	-11,76%
Corsica Linea	28	7,69%

Compagnies	Rotations	Variation n-1
Corsica Ferries	206	7,85%
La Méridionale	92	2,22%
Corsica Linea	88	0,00%



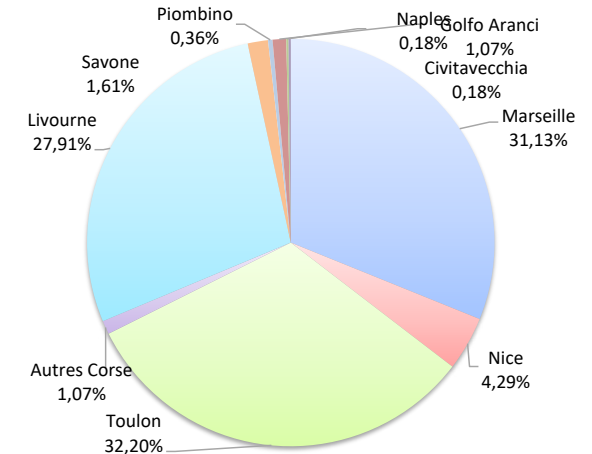
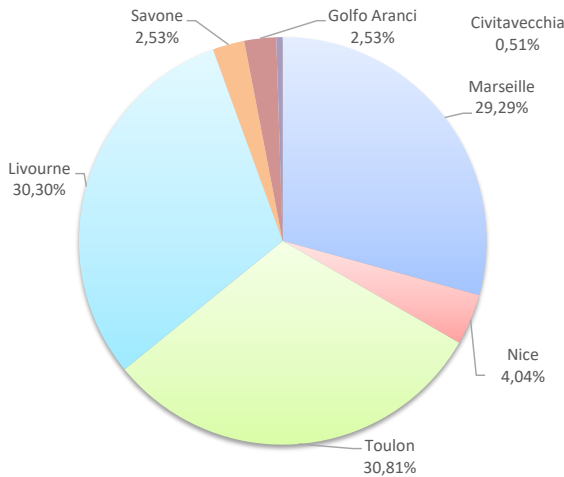
ROTATIONS

	Rotations			Cumul rotations depuis le 1er Janvier		
	2023	2024	Variation	2023	2024	Variation
Régulier National	121	127	4,96%	381	384	0,79%
Régulier Internat°	57	71	24,56%	170	175	2,94%
<b>TOTAL</b>	<b>178</b>	<b>198</b>	<b>11,24%</b>	<b>551</b>	<b>559</b>	<b>1,45%</b>
Croisières	0	0	-	0	0	-
Hydrocarbures	16	14	-12,50%	46	46	0,00%
Ciment	7	8	14,29%	25	18	-28,00%
<b>TOTAL</b>	<b>23</b>	<b>22</b>	<b>-4,35%</b>	<b>71</b>	<b>64</b>	<b>-9,86%</b>
<b>TOTAL</b>	<b>201</b>	<b>220</b>	<b>9,45%</b>	<b>622</b>	<b>623</b>	<b>0,16%</b>

**LIGNES**  
REGULIERS NAT° ET INTERNAT°

Lignes	Rotations	Variation n-1
Marseille	58	5,45%
Nice	8	300,00%
Toulon	61	1,67%
Autres Corse	0	-100,00%
Livourne	60	15,38%
Savone	5	150,00%
Piombino	0	-
Golfo Aranci	5	66,67%
Naples	0	-
Civitavecchia	1	-

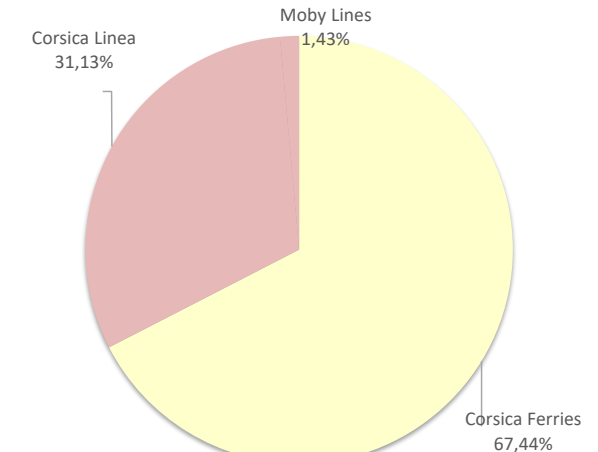
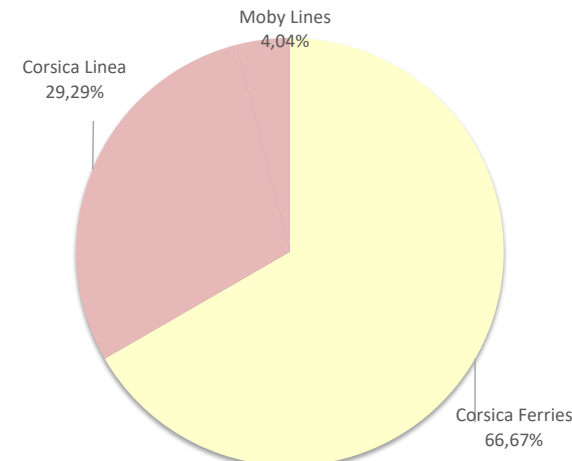
Lignes	Rotations	Variation n-1
Marseille	174	0,00%
Nice	24	84,62%
Toulon	180	2,86%
Autres Corse	6	-68,42%
Livourne	156	3,31%
Savone	9	-18,18%
Piombino	2	-
Golfo Aranci	6	-25,00%
Naples	1	-
Civitavecchia	1	-



**COMPAGNIES**  
REGULIERS NAT° ET INTERNAT°

Compagnies	Rotations	Variation n-1
Corsica Ferries	132	11,86%
Corsica Linea	58	-3,33%
Moby Lines	8	-

Compagnies	Rotations	Variation n-1
Corsica Ferries	377	2,17%
Corsica Linea	174	-4,40%
Moby Lines	8	-



# PORT DE COMMERCE DE BONIFACIO

mars 2024

## ROTATIONS

	Rotations			Cumul rotations depuis le 1er Janvier		
	2023	2024	Variation	2023	2024	Variation
Régulier National	0	0	-	0	0	-
Régulier Internat°	196	204	4,08%	552	528	-4,35%
<b>TOTAL</b>	<b>196</b>	<b>204</b>	<b>4,08%</b>	<b>552</b>	<b>528</b>	<b>-4,35%</b>
Croisières	0	0	-	0	0	-
Hydrocarbures	0	0	-	0	0	-
Ciment	0	0	-	0	0	-
<b>TOTAL</b>	<b>0</b>	<b>0</b>	<b>-</b>	<b>0</b>	<b>0</b>	<b>-</b>
<b>TOTAL</b>	<b>196</b>	<b>204</b>	<b>4,08%</b>	<b>552</b>	<b>528</b>	<b>-4,35%</b>

### LIGNES REGULIERS NAT° ET INTERNAT°

Lignes	Rotations	Variation n-1
Santa Teresa	204	4,08%

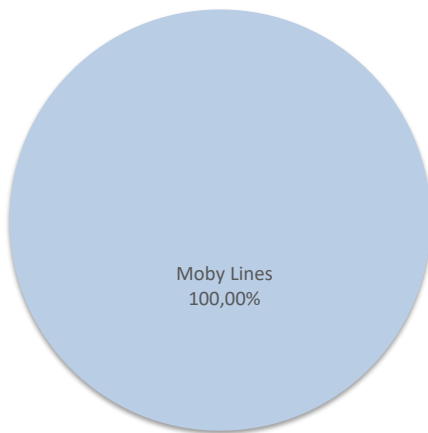


Lignes	Rotations	Variation n-1
Santa Teresa	528	-4,35%

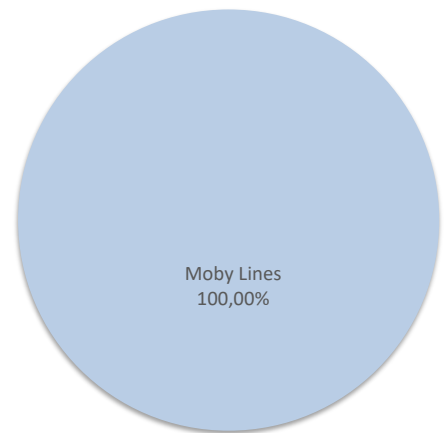


### COMPAGNIES REGULIERS NAT° ET INTERNAT°

Compagnies	Rotations	Variation n-1
Moby Lines	204	4,08%



Compagnies	Rotations	Variation n-1
Moby Lines	528	-4,35%



# PORT DE COMMERCE DE L'ILE-ROUSSE

mars 2024

## ROTATIONS

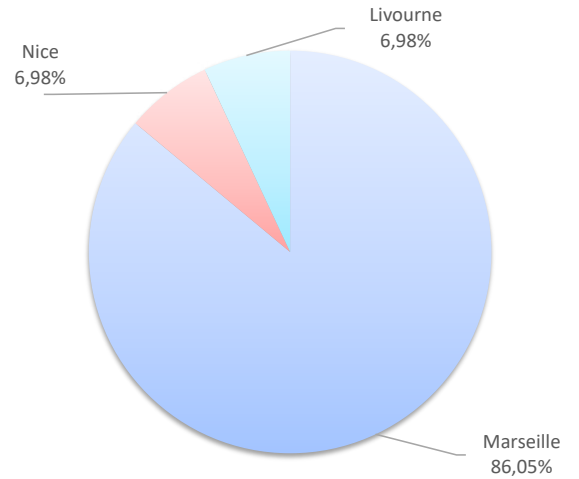
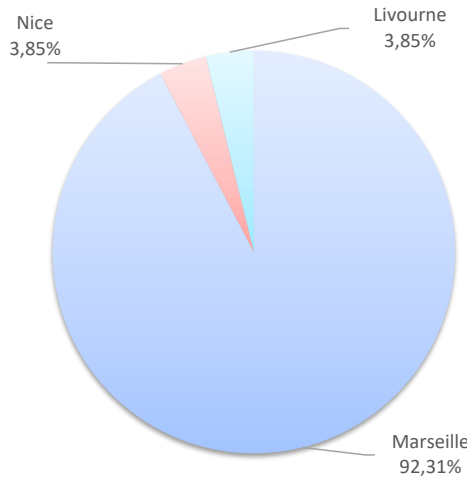
	Rotations		
	2023	2024	Variation
Régulier National	24	25	4,17%
Régulier Internat°	4	1	-75,00%
<b>TOTAL</b>	<b>28</b>	<b>26</b>	<b>-7,14%</b>
Croisières	0	0	-
Hydrocarbures	0	0	-
Ciment	10	6	-40,00%
<b>TOTAL</b>	<b>10</b>	<b>6</b>	<b>-40,00%</b>
<b>TOTAL</b>	<b>38</b>	<b>32</b>	<b>-15,79%</b>

	Cumul rotations depuis le 1er Janvier		
	2023	2024	Variation
Régulier National	81	80	-1,23%
Régulier Internat°	8	6	-25,00%
<b>TOTAL</b>	<b>89</b>	<b>86</b>	<b>-3,37%</b>
Croisières	0	0	-
Hydrocarbures	0	0	-
Ciment	21	20	-4,76%
<b>TOTAL</b>	<b>21</b>	<b>20</b>	<b>-4,76%</b>
<b>TOTAL</b>	<b>110</b>	<b>106</b>	<b>-3,64%</b>

### LIGNES REGULIERS NAT° ET INTERNAT°

Lignes	Rotations	Variation n-1
Marseille	24	9,09%
Nice	1	-50,00%
Toulon	0	-
Autres Corse	0	-
Livourne	1	-75,00%

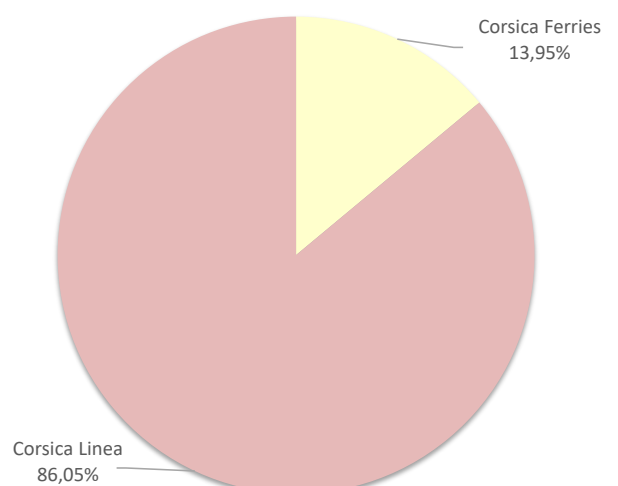
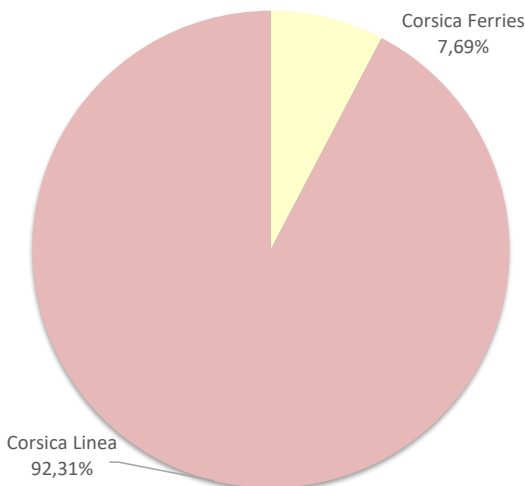
Lignes	Rotations	Variation n-1
Marseille	74	5,71%
Nice	6	0,00%
Toulon	0	-100,00%
Autres Corse	0	-100,00%
Livourne	6	-25,00%



### COMPAGNIES REGULIERS NAT° ET INTERNAT°

Compagnies	Rotations	Variation n-1
Corsica Ferries	2	-50,00%
Corsica Linea	24	0,00%

Compagnies	Rotations	Variation n-1
Corsica Ferries	12	-14,29%
Corsica Linea	74	-1,33%



# PORT DE COMMERCE DE PORTO-VECCHIO

mars 2024

## ROTATIONS

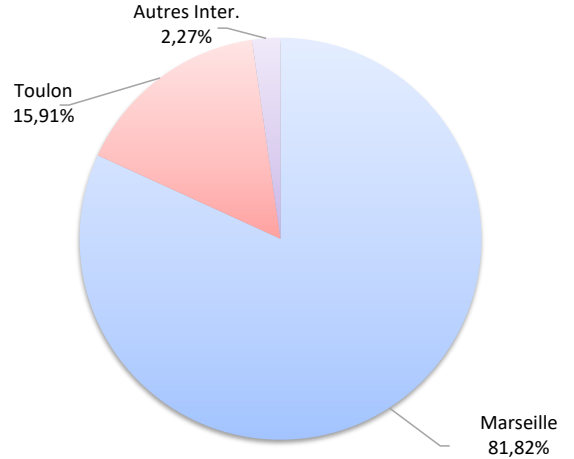
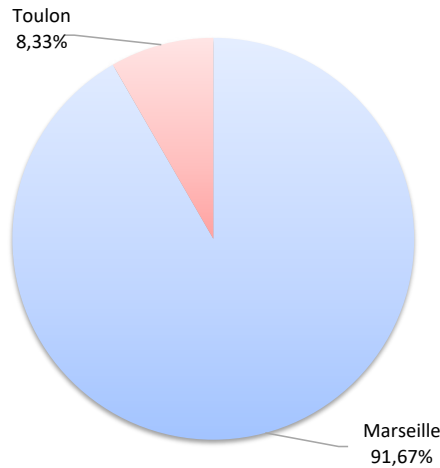
	Rotations		
	2023	2024	Variation
Régulier National	25	24	-4,00%
Régulier Internat°	1	0	-100,00%
<b>TOTAL</b>	<b>26</b>	<b>24</b>	<b>-7,69%</b>
Croisières	0	0	-
Hydrocarbures	0	0	-
Ciment	12	10	-16,67%
<b>TOTAL</b>	<b>12</b>	<b>10</b>	<b>-16,67%</b>
<b>TOTAL</b>	<b>38</b>	<b>34</b>	<b>-10,53%</b>

	Cumul rotations depuis le 1er Janvier		
	2023	2024	Variation
Régulier National	86	86	0,00%
Régulier Internat°	1	2	100,00%
<b>TOTAL</b>	<b>87</b>	<b>88</b>	<b>1,15%</b>
Croisières	0	0	-
Hydrocarbures	0	0	-
Ciment	32	30	-6,25%
<b>TOTAL</b>	<b>32</b>	<b>30</b>	<b>-6,25%</b>
<b>TOTAL</b>	<b>119</b>	<b>118</b>	<b>-0,84%</b>

### LIGNES REGULIERS NAT° ET INTERNAT°

Lignes	Rotations	Variation n-1
Marseille	22	4,76%
Toulon	2	-50,00%
Livourne	0	-100,00%
Autres Inter.	0	-

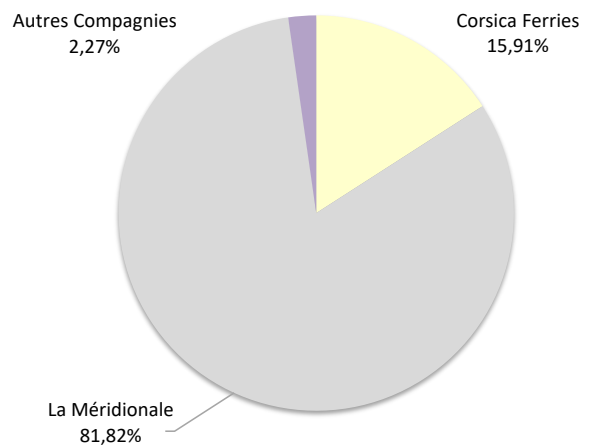
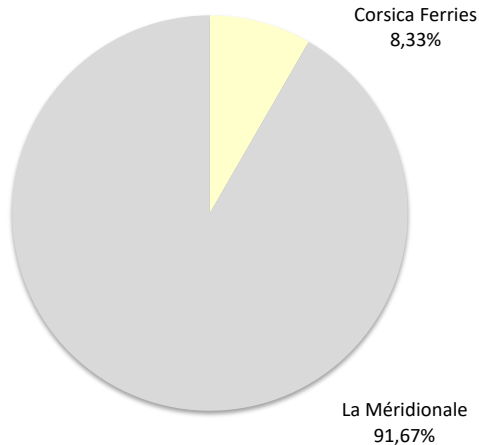
Lignes	Rotations	Variation n-1
Marseille	72	9,09%
Toulon	14	-30,00%
Livourne	0	-100,00%
Autres Inter.	2	-



### COMPAGNIES REGULIERS NAT° ET INTERNAT°

Compagnies	Rotations	Variation n-1
Corsica Ferries	2	-50,00%
La Méridionale	22	0,00%
Corsica Linea	0	-
Autres Compagnies	0	-

Compagnies	Rotations	Variation n-1
Corsica Ferries	14	-30,00%
La Méridionale	72	9,09%
Corsica Linea	0	-100,00%
Autres Compagnies	2	-





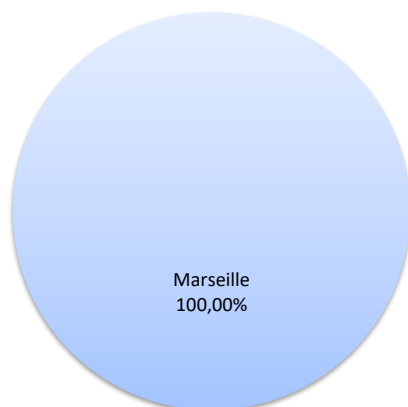
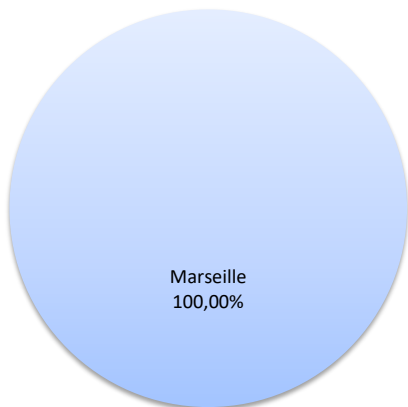
ROTATIONS

	Rotations			Cumul rotations depuis le 1er Janvier		
	2023	2024	Variation	2023	2024	Variation
Régulier National	22	24	9,09%	70	76	8,57%
Régulier Internat°	0	0	-	0	0	-
<b>TOTAL</b>	<b>22</b>	<b>24</b>	<b>9,09%</b>	<b>70</b>	<b>76</b>	<b>8,57%</b>
Croisières	0	0	-	0	0	-
Hydrocarbures (Bitume)	2	0	-100,00%	2	2	0,00%
Ciment	0	0	-	0	0	-
<b>TOTAL</b>	<b>2</b>	<b>0</b>	<b>-100,00%</b>	<b>2</b>	<b>2</b>	<b>0,00%</b>
<b>TOTAL</b>	<b>24</b>	<b>24</b>	<b>0,00%</b>	<b>72</b>	<b>78</b>	<b>8,33%</b>

**LIGNES**  
REGULIERS NAT° ET INTERNAT°

Lignes	Rotations	Variation n-1
Marseille	24	9,09%

Lignes	Rotations	Variation n-1
Marseille	76	8,57%



**COMPAGNIES**  
REGULIERS NAT° ET INTERNAT°

Compagnies	Rotations	Variation n-1
Corsica Linea	24	9,09%
Autres Compagnies	0	-

Compagnies	Rotations	Variation n-1
Corsica Linea	76	8,57%
Autres Compagnies	0	-

