

**Ports de Commerce de Corse**  
**Porti di Commerciù di Corsica**

**Mensuel**

***U Misincu***

**Rotations**

***Rutazione***

**mars 2024**

**marzu 2024**

ROTATIONS

TOTAL PORTS
Régulier National
Régulier International
<b>TOTAL</b>
Croisières
Hydrocarbures
Ciment
<b>TOTAL</b>
<b>TOTAL</b>

Rotations		
2023	2024	Variation
301	314	4,32%
267	286	7,12%
<b>568</b>	<b>600</b>	<b>5,63%</b>
4	0	-100,00%
28	24	-14,29%
43	32	-25,58%
<b>71</b>	<b>56</b>	<b>-21,13%</b>
<b>643</b>	<b>656</b>	<b>2,02%</b>

Cumul rotations depuis le 1er Janvier		
2023	2024	Variation
960	982	2,29%
760	741	-2,50%
<b>1 720</b>	<b>1 723</b>	<b>0,17%</b>
4	0	-100,00%
76	74	-2,63%
106	94	-11,32%
<b>182</b>	<b>168</b>	<b>-7,69%</b>
<b>1 906</b>	<b>1 891</b>	<b>-0,79%</b>

AJACCIO
Régulier National
Régulier International
<b>TOTAL</b>
Croisières
Hydrocarbures
Ciment
<b>TOTAL</b>
<b>TOTAL</b>

Rotations		
2023	2024	Variation
109	114	4,59%
9	10	11,11%
<b>118</b>	<b>124</b>	<b>5,08%</b>
4	0	-100,00%
10	10	0,00%
14	8	-42,86%
<b>24</b>	<b>18</b>	<b>-25,00%</b>
<b>146</b>	<b>142</b>	<b>-2,74%</b>

Cumul rotations depuis le 1er Janvier		
2023	2024	Variation
342	356	4,09%
29	30	3,45%
<b>371</b>	<b>386</b>	<b>4,04%</b>
4	0	-100,00%
28	26	-7,14%
28	26	-7,14%
<b>56</b>	<b>52</b>	<b>-7,14%</b>
<b>431</b>	<b>438</b>	<b>1,62%</b>

BASTIA
Régulier National
Régulier International
<b>TOTAL</b>
Croisières
Hydrocarbures
Ciment
<b>TOTAL</b>
<b>TOTAL</b>

Rotations		
2023	2024	Variation
121	127	4,96%
57	71	24,56%
<b>178</b>	<b>198</b>	<b>11,24%</b>
0	0	-
16	14	-12,50%
7	8	14,29%
<b>23</b>	<b>22</b>	<b>-4,35%</b>
<b>201</b>	<b>220</b>	<b>9,45%</b>

Cumul rotations depuis le 1er Janvier		
2023	2024	Variation
381	384	0,79%
170	175	2,94%
<b>551</b>	<b>559</b>	<b>1,45%</b>
0	0	-
46	46	0,00%
25	18	-28,00%
<b>71</b>	<b>64</b>	<b>-9,86%</b>
<b>622</b>	<b>623</b>	<b>0,16%</b>

BONIFACIO
Régulier National
Régulier International
<b>TOTAL</b>
Croisières
Hydrocarbures
Ciment
<b>TOTAL</b>
<b>TOTAL</b>

Rotations		
2023	2024	Variation
0	0	-
196	204	4,08%
<b>196</b>	<b>204</b>	<b>4,08%</b>
0	0	-
0	0	-
0	0	-
<b>0</b>	<b>0</b>	<b>-</b>
<b>196</b>	<b>204</b>	<b>4,08%</b>

Cumul rotations depuis le 1er Janvier		
2023	2024	Variation
0	0	-
552	528	-4,35%
<b>552</b>	<b>528</b>	<b>-4,35%</b>
0	0	-
0	0	-
0	0	-
<b>0</b>	<b>0</b>	<b>-</b>
<b>552</b>	<b>528</b>	<b>-4,35%</b>

L'ILE-ROUSSE
Régulier National
Régulier International
<b>TOTAL</b>
Croisières
Hydrocarbures
Ciment
<b>TOTAL</b>
<b>TOTAL</b>

Rotations		
2023	2024	Variation
24	25	4,17%
4	1	-75,00%
<b>28</b>	<b>26</b>	<b>-7,14%</b>
0	0	-
0	0	-
10	6	-40,00%
<b>10</b>	<b>6</b>	<b>-40,00%</b>
<b>38</b>	<b>32</b>	<b>-15,79%</b>

Cumul rotations depuis le 1er Janvier		
2023	2024	Variation
81	80	-1,23%
8	6	-25,00%
<b>89</b>	<b>86</b>	<b>-3,37%</b>
0	0	-
0	0	-
21	20	-4,76%
<b>21</b>	<b>20</b>	<b>-4,76%</b>
<b>110</b>	<b>106</b>	<b>-3,64%</b>

PORTO-VECCHIO
Régulier National
Régulier International
<b>TOTAL</b>
Croisières
Hydrocarbures
Ciment
<b>TOTAL</b>
<b>TOTAL</b>

Rotations		
2023	2024	Variation
25	24	-4,00%
1	0	-100,00%
<b>26</b>	<b>24</b>	<b>-7,69%</b>
0	0	-
0	0	-
12	10	-16,67%
<b>12</b>	<b>10</b>	<b>-16,67%</b>
<b>38</b>	<b>34</b>	<b>-10,53%</b>

Cumul rotations depuis le 1er Janvier		
2023	2024	Variation
86	86	0,00%
1	2	100,00%
<b>87</b>	<b>88</b>	<b>1,15%</b>
0	0	-
0	0	-
32	30	-6,25%
<b>32</b>	<b>30</b>	<b>-6,25%</b>
<b>119</b>	<b>118</b>	<b>-0,84%</b>

PROPRIANO
Régulier National
Régulier International
<b>TOTAL</b>
Croisières
Hydrocarbures
Ciment
<b>TOTAL</b>
<b>TOTAL</b>

Rotations		
2023	2024	Variation
22	24	9,09%
0	0	-
<b>22</b>	<b>24</b>	<b>9,09%</b>
0	0	-
2	0	-100,00%
0	0	-
<b>2</b>	<b>0</b>	<b>-100,00%</b>
<b>24</b>	<b>24</b>	<b>0,00%</b>

Cumul rotations depuis le 1er Janvier		
2023	2024	Variation
70	76	8,57%
0	0	-
<b>70</b>	<b>76</b>	<b>8,57%</b>
0	0	-
2	2	0,00%
0	0	-
<b>2</b>	<b>2</b>	<b>0,00%</b>
<b>72</b>	<b>78</b>	<b>8,33%</b>

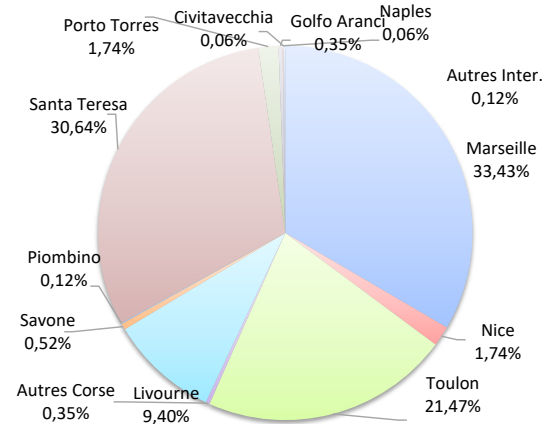
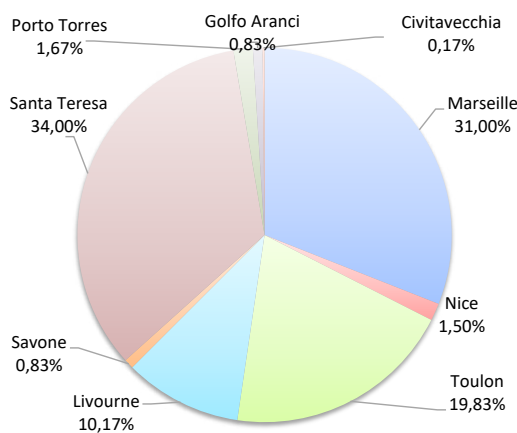
ROTATIONS

	Rotations			Cumul rotations depuis le 1er Janvier		
	2023	2024	Variation	2023	2024	Variation
Régulier National	301	314	4,32%	960	982	2,29%
Régulier Internat°	267	286	7,12%	760	741	-2,50%
<b>TOTAL</b>	<b>568</b>	<b>600</b>	<b>5,63%</b>	<b>1 720</b>	<b>1 723</b>	<b>0,17%</b>
Croisières	4	0	-100,00%	4	0	-100,00%
Hydrocarbures	28	24	-14,29%	76	74	-2,63%
Ciment	43	32	-25,58%	106	94	-11,32%
<b>TOTAL</b>	<b>71</b>	<b>56</b>	<b>-21,13%</b>	<b>182</b>	<b>168</b>	<b>-7,69%</b>
<b>TOTAL</b>	<b>643</b>	<b>656</b>	<b>2,02%</b>	<b>1 906</b>	<b>1 891</b>	<b>-0,79%</b>

LIGNES  
REGULIERS NAT° ET INTERNAT°

Lignes	Rotations	Variation n-1
Marseille	186	3,91%
Nice	9	125,00%
Toulon	119	4,39%
Autres Corse	0	-100,00%
Livourne	61	5,17%
Savone	5	150,00%
Piombino	0	-
Santa Teresa	204	4,08%
Porto Torres	10	4,08%
Golfo Aranci	5	66,67%
Naples	0	-
Civitavecchia	1	-
Autres Inter.	0	-

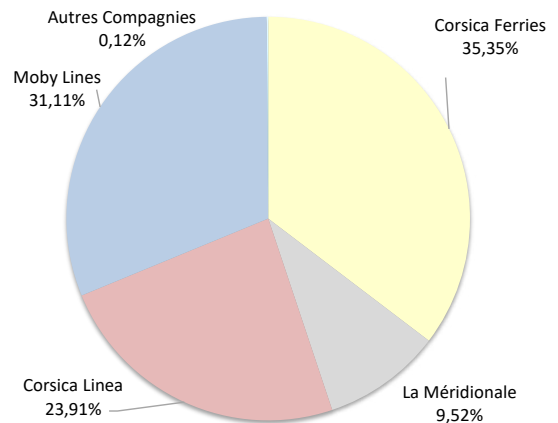
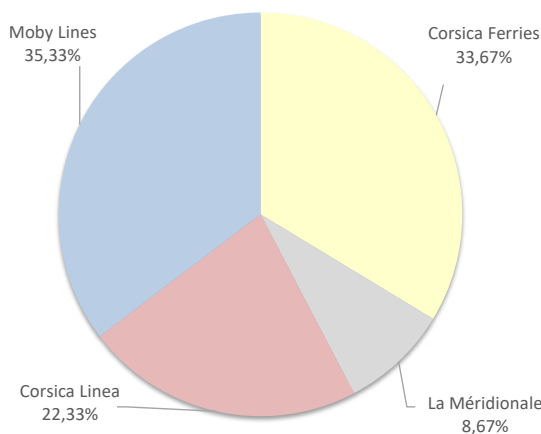
Lignes	Rotations	Variation n-1
Marseille	576	3,41%
Nice	30	57,89%
Toulon	370	2,21%
Autres Corse	6	-72,73%
Livourne	162	0,62%
Savone	9	-25,00%
Piombino	2	-
Santa Teresa	528	-4,35%
Porto Torres	30	20,00%
Golfo Aranci	6	-25,00%
Naples	1	-
Civitavecchia	1	-
Autres Inter.	2	0,00%



COMPAGNIES  
REGULIERS NAT° et INTERNAT°

Compagnies	Rotations	Variation n-1
Corsica Ferries	202	9,78%
La Méridionale	52	-7,14%
Corsica Linea	134	1,52%
Moby Lines	212	8,16%
Autres Compagnies	0	-

Compagnies	Rotations	Variation n-1
Corsica Ferries	609	2,53%
La Méridionale	164	5,13%
Corsica Linea	412	-0,96%
Moby Lines	536	-2,90%
Autres Compagnies	2	-





ROTATIONS PAR COMPAGNIE

<b>MENSUEL</b>	<b>National</b>	<b>Ajaccio</b>	<b>Bastia</b>	<b>Bonifacio</b>	<b>L'Ile-Rousse</b>	<b>Porto-Vecchio</b>	<b>Propriano</b>	<b>Total</b>	<b>Variation/V</b>	<b>Variation/%</b>
	Corsica Ferries	56	69	0	1	2	0	128	6	4,92%
	La Méridionale	30	0	0	0	22	0	52	-2	-3,70%
	Corsica Linea	28	58	0	24	0	24	134	9	7,20%
	<b>Total</b>	<b>114</b>	<b>127</b>	<b>0</b>	<b>25</b>	<b>24</b>	<b>24</b>	<b>314</b>	<b>13</b>	<b>4,32%</b>
	<i>Variation Volume / (n-1)</i>	<i>5</i>	<i>6</i>	<i>0</i>	<i>1</i>	<i>-1</i>	<i>2</i>	<i>13</i>		
	<i>Variation % / (n-1)</i>	<i>4,59%</i>	<i>4,96%</i>	<i>-</i>	<i>4,17%</i>	<i>-4,00%</i>	<i>9,09%</i>	<i>4,32%</i>		
	<b>International</b>	<b>Ajaccio</b>	<b>Bastia</b>	<b>Bonifacio</b>	<b>L'Ile-Rousse</b>	<b>Porto-Vecchio</b>	<b>Propriano</b>	<b>Total</b>	<b>Variation/V</b>	<b>Variation/%</b>
	Corsica Ferries	10	63	0	1	0	0	74	12	19,35%
	La Méridionale	0	0	0	0	0	0	0	-2	-100,00%
	Corsica Linea	0	0	0	0	0	0	0	-7	-100,00%
	Moby Lines	0	8	204	0	0	0	212	16	8,16%
	<b>Total</b>	<b>10</b>	<b>71</b>	<b>204</b>	<b>1</b>	<b>0</b>	<b>0</b>	<b>286</b>	<b>19</b>	<b>7,12%</b>
	<i>Variation Volume / (n-1)</i>	<i>1</i>	<i>14</i>	<i>8</i>	<i>-3</i>	<i>-1</i>	<i>0</i>	<i>19</i>		
	<i>Variation % / (n-1)</i>	<i>11,11%</i>	<i>24,56%</i>	<i>4,08%</i>	<i>-75,00%</i>	<i>-100,00%</i>	<i>-</i>	<i>7,12%</i>		
<b>Total</b>	<b>Ajaccio</b>	<b>Bastia</b>	<b>Bonifacio</b>	<b>L'Ile-Rousse</b>	<b>Porto-Vecchio</b>	<b>Propriano</b>	<b>Total</b>	<b>Variation/V</b>	<b>Variation/%</b>	
Corsica Ferries	66	132	0	2	2	0	202	18	9,78%	
La Méridionale	30	0	0	0	22	0	52	-4	-7,14%	
Corsica Linea	28	58	0	24	0	24	134	2	1,52%	
Moby Lines	0	8	204	0	0	0	212	16	8,16%	
<b>Total</b>	<b>124</b>	<b>198</b>	<b>204</b>	<b>26</b>	<b>24</b>	<b>24</b>	<b>600</b>	<b>32</b>	<b>5,63%</b>	
<i>Variation Volume / (n-1)</i>	<i>6</i>	<i>20</i>	<i>8</i>	<i>-2</i>	<i>-2</i>	<i>2</i>	<i>32</i>			
<i>Variation % / (n-1)</i>	<i>5,08%</i>	<i>11,24%</i>	<i>4,08%</i>	<i>-7,14%</i>	<i>-7,69%</i>	<i>9,09%</i>	<i>5,63%</i>			

<b>Cumul depuis le 1er janvier</b>	<b>National</b>	<b>Ajaccio</b>	<b>Bastia</b>	<b>Bonifacio</b>	<b>L'Ile-Rousse</b>	<b>Porto-Vecchio</b>	<b>Propriano</b>	<b>Total</b>	<b>Variation/V</b>	<b>Variation/%</b>
	Corsica Ferries	176	210	0	6	14	0	406	9	2,27%
	La Méridionale	92	0	0	0	72	0	164	10	6,49%
	Corsica Linea	88	174	0	74	0	76	412	3	0,73%
	<b>Total</b>	<b>356</b>	<b>384</b>	<b>0</b>	<b>80</b>	<b>86</b>	<b>76</b>	<b>982</b>	<b>22</b>	<b>2,29%</b>
	<i>Variation Volume / (n-1)</i>	<i>14</i>	<i>3</i>	<i>0</i>	<i>-1</i>	<i>0</i>	<i>6</i>	<i>22</i>		
	<i>Variation % / (n-1)</i>	<i>4,09%</i>	<i>0,79%</i>	<i>-</i>	<i>-1,23%</i>	<i>0,00%</i>	<i>8,57%</i>	<i>2,29%</i>		
	<b>International</b>	<b>Ajaccio</b>	<b>Bastia</b>	<b>Bonifacio</b>	<b>L'Ile-Rousse</b>	<b>Porto-Vecchio</b>	<b>Propriano</b>	<b>Total</b>	<b>Variation/V</b>	<b>Variation/%</b>
	Corsica Ferries	30	167	0	6	0	0	203	6	3,05%
	La Méridionale	0	0	0	0	0	0	0	-2	-100,00%
	Corsica Linea	0	0	0	0	0	0	0	-7	-100,00%
	Moby Lines	0	8	528	0	0	0	536	-16	-2,90%
	Autres Compagnies	0	0	0	0	2	0	2	0	0,00%
	<b>Total</b>	<b>30</b>	<b>175</b>	<b>528</b>	<b>6</b>	<b>2</b>	<b>0</b>	<b>741</b>	<b>-19</b>	<b>-2,50%</b>
	<i>Variation Volume / (n-1)</i>	<i>1</i>	<i>5</i>	<i>-24</i>	<i>-2</i>	<i>1</i>	<i>0</i>	<i>-19</i>		
<i>Variation % / (n-1)</i>	<i>3,45%</i>	<i>2,94%</i>	<i>-4,35%</i>	<i>-25,00%</i>	<i>100,00%</i>	<i>-</i>	<i>-2,50%</i>			
<b>Total</b>	<b>Ajaccio</b>	<b>Bastia</b>	<b>Bonifacio</b>	<b>L'Ile-Rousse</b>	<b>Porto-Vecchio</b>	<b>Propriano</b>	<b>Total</b>	<b>Variation/V</b>	<b>Variation/%</b>	
Corsica Ferries	206	377	0	12	14	0	609	15	2,53%	
La Méridionale	92	0	0	0	72	0	164	8	5,13%	
Corsica Linea	88	174	0	74	0	76	412	-4	-0,96%	
Moby Lines	0	8	528	0	0	0	536	-16	-2,90%	
Autres Compagnies	0	0	0	0	2	0	2	0	0,00%	
<b>Total</b>	<b>386</b>	<b>559</b>	<b>528</b>	<b>86</b>	<b>88</b>	<b>76</b>	<b>1 723</b>	<b>3</b>	<b>0,17%</b>	
<i>Variation Volume / (n-1)</i>	<i>15</i>	<i>8</i>	<i>-24</i>	<i>-3</i>	<i>1</i>	<i>6</i>	<i>3</i>			
<i>Variation % / (n-1)</i>	<i>4,04%</i>	<i>1,45%</i>	<i>-4,35%</i>	<i>-3,37%</i>	<i>1,15%</i>	<i>8,57%</i>	<i>0,17%</i>			