

Ports de Commerce de Corse
Porti di Commerciù di Corsica

Mensuel
U Misincu

Trafic Passagers
Trafficu Passageri

mars 2024
marzu 2024

PORTS DE COMMERCE DE CORSE

mars 2024

TRAFIC PASSAGERS GLOBAL

| TOTAL PORTS | Passagers | | | Cumul passagers depuis le 1er Janvier | | |
|--------------------|---------------|----------------|---------------|---------------------------------------|----------------|--------------|
| | 2023 | 2024 | Variation | 2023 | 2024 | Variation |
| Régulier National | 69 565 | 81 821 | 17,62% | 205 225 | 214 263 | 4,40% |
| Régulier Internat° | 18 471 | 26 237 | 42,04% | 53 958 | 56 713 | 5,11% |
| TOTAL | 88 036 | 108 058 | 22,74% | 259 183 | 270 976 | 4,55% |
| Croisières | 5 190 | 0 | -100,00% | 5 190 | 0 | -100,00% |
| TOTAL | 93 226 | 108 058 | 15,91% | 264 373 | 270 976 | 2,50% |

| AJACCIO | Passagers | | | Cumul passagers depuis le 1er Janvier | | |
|--------------------|---------------|---------------|---------------|---------------------------------------|---------------|---------------|
| | 2023 | 2024 | Variation | 2023 | 2024 | Variation |
| Régulier National | 23 607 | 26 729 | 13,22% | 70 560 | 71 056 | 0,70% |
| Régulier Internat° | 274 | 506 | 84,67% | 1 386 | 1 511 | 9,02% |
| TOTAL | 23 881 | 27 235 | 14,04% | 71 946 | 72 567 | 0,86% |
| Croisières | 5 190 | 0 | -100,00% | 5 190 | 0 | -100,00% |
| TOTAL | 29 071 | 27 235 | -6,32% | 77 136 | 72 567 | -5,92% |

| BASTIA | Passagers | | | Cumul passagers depuis le 1er Janvier | | |
|--------------------|---------------|---------------|---------------|---------------------------------------|----------------|--------------|
| | 2023 | 2024 | Variation | 2023 | 2024 | Variation |
| Régulier National | 35 508 | 42 207 | 18,87% | 104 547 | 107 758 | 3,07% |
| Régulier Internat° | 10 968 | 17 572 | 60,21% | 33 634 | 36 860 | 9,59% |
| TOTAL | 46 476 | 59 779 | 28,62% | 138 181 | 144 618 | 4,66% |
| Croisières | 0 | 0 | - | 0 | 0 | - |
| TOTAL | 46 476 | 59 779 | 28,62% | 138 181 | 144 618 | 4,66% |

| BONIFACIO | Passagers | | | Cumul passagers depuis le 1er Janvier | | |
|--------------------|--------------|--------------|---------------|---------------------------------------|---------------|---------------|
| | 2023 | 2024 | Variation | 2023 | 2024 | Variation |
| Régulier National | 0 | 0 | - | 0 | 0 | - |
| Régulier Internat° | 6 992 | 7 925 | 13,34% | 18 429 | 17 593 | -4,54% |
| TOTAL | 6 992 | 7 925 | 13,34% | 18 429 | 17 593 | -4,54% |
| Croisières | 0 | 0 | - | 0 | 0 | - |
| TOTAL | 6 992 | 7 925 | 13,34% | 18 429 | 17 593 | -4,54% |

| L'ILE-ROUSSE | Passagers | | | Cumul passagers depuis le 1er Janvier | | |
|--------------------|--------------|--------------|---------------|---------------------------------------|---------------|---------------|
| | 2023 | 2024 | Variation | 2023 | 2024 | Variation |
| Régulier National | 3 758 | 4 186 | 11,39% | 10 508 | 11 688 | 11,23% |
| Régulier Internat° | 237 | 234 | -1,27% | 509 | 749 | 47,15% |
| TOTAL | 3 995 | 4 420 | 10,64% | 11 017 | 12 437 | 12,89% |
| Croisières | 0 | 0 | - | 0 | 0 | - |
| TOTAL | 3 995 | 4 420 | 10,64% | 11 017 | 12 437 | 12,89% |

| PORTO-VECCHIO | Passagers | | | Cumul passagers depuis le 1er Janvier | | |
|--------------------|--------------|--------------|---------------|---------------------------------------|---------------|---------------|
| | 2023 | 2024 | Variation | 2023 | 2024 | Variation |
| Régulier National | 3 512 | 4 354 | 23,97% | 11 082 | 12 625 | 13,92% |
| Régulier Internat° | 0 | 0 | - | 0 | 0 | - |
| TOTAL | 3 512 | 4 354 | 23,97% | 11 082 | 12 625 | 13,92% |
| Croisières | 0 | 0 | - | 0 | 0 | - |
| TOTAL | 3 512 | 4 354 | 23,97% | 11 082 | 12 625 | 13,92% |

| PROPRIANO | Passagers | | | Cumul passagers depuis le 1er Janvier | | |
|--------------------|--------------|--------------|---------------|---------------------------------------|---------------|---------------|
| | 2023 | 2024 | Variation | 2023 | 2024 | Variation |
| Régulier National | 3 180 | 4 345 | 36,64% | 8 528 | 11 136 | 30,58% |
| Régulier Internat° | 0 | 0 | - | 0 | 0 | - |
| TOTAL | 3 180 | 4 345 | 36,64% | 8 528 | 11 136 | 30,58% |
| Croisières | 0 | 0 | - | 0 | 0 | - |
| TOTAL | 3 180 | 4 345 | 36,64% | 8 528 | 11 136 | 30,58% |

TRAFIC PASSAGERS

| |
|--------------------|
| Régulier National |
| Régulier Internat° |
| TOTAL |

| Passagers | | |
|---------------|----------------|---------------|
| 2023 | 2024 | Variation |
| 69 565 | 81 821 | 17,62% |
| 18 471 | 26 237 | 42,04% |
| 88 036 | 108 058 | 22,74% |

| Cumul passagers depuis le 1er Janvier | | |
|---------------------------------------|----------------|--------------|
| 2023 | 2024 | Variation |
| 205 225 | 214 263 | 4,40% |
| 53 958 | 56 713 | 5,11% |
| 259 183 | 270 976 | 4,55% |

| |
|------------|
| Croisières |
|------------|

| | | |
|-------|---|----------|
| 5 190 | 0 | -100,00% |
|-------|---|----------|

| | | |
|-------|---|----------|
| 5 190 | 0 | -100,00% |
|-------|---|----------|

| |
|--------------|
| TOTAL |
|--------------|

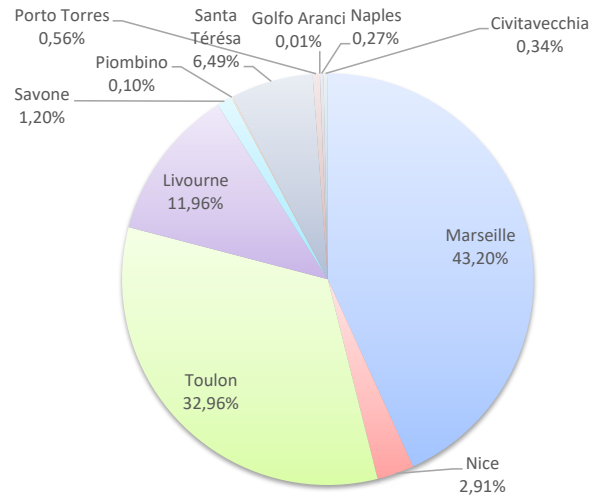
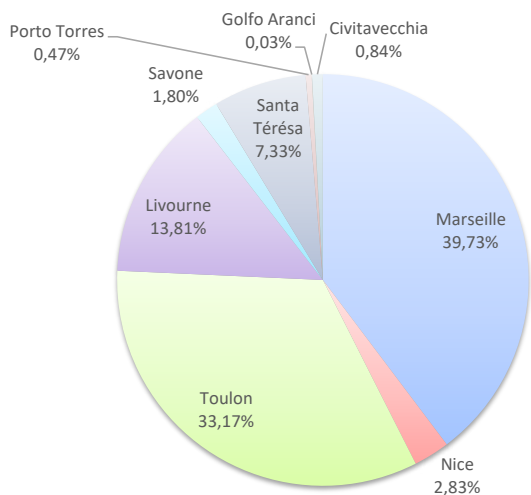
| | | |
|---------------|----------------|---------------|
| 93 226 | 108 058 | 15,91% |
|---------------|----------------|---------------|

| | | |
|----------------|----------------|--------------|
| 264 373 | 270 976 | 2,50% |
|----------------|----------------|--------------|

LIGNES

| Lignes | Passagers | Variation n-1 |
|---------------|-----------|---------------|
| Marseille | 42 927 | 25,70% |
| Nice | 3 053 | 266,07% |
| Toulon | 35 841 | 3,64% |
| Livourne | 14 923 | 48,52% |
| Savone | 1 940 | 68,99% |
| Piombino | 0 | - |
| Santa Térésa | 7 925 | 13,34% |
| Porto Torres | 506 | 13,34% |
| Golfo Aranci | 30 | 233,33% |
| Naples | 0 | - |
| Civitavecchia | 913 | - |

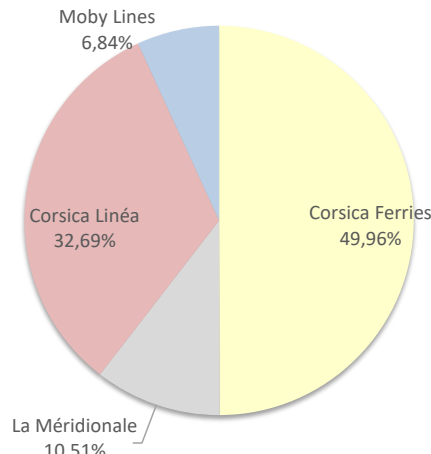
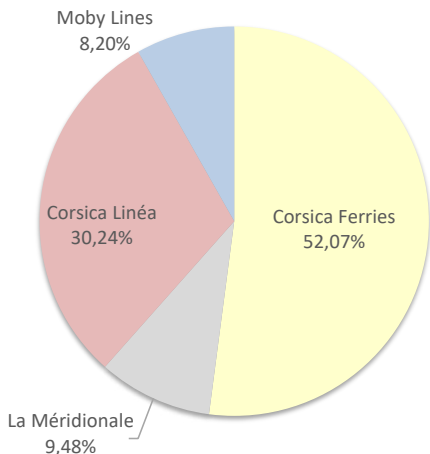
| Lignes | Passagers | Variation n-1 |
|---------------|-----------|---------------|
| Marseille | 117 057 | 16,99% |
| Nice | 7 886 | 94,05% |
| Toulon | 89 320 | -11,65% |
| Livourne | 32 402 | 8,79% |
| Savone | 3 252 | -27,96% |
| Piombino | 265 | - |
| Santa Térésa | 17 593 | -4,54% |
| Porto Torres | 1 511 | 26,44% |
| Golfo Aranci | 37 | 5,71% |
| Naples | 740 | - |
| Civitavecchia | 913 | - |



COMPAGNIES

| Compagnies | Passagers | Variation n-1 |
|-----------------|-----------|---------------|
| Corsica Ferries | 56 266 | 19,99% |
| La Méridionale | 10 245 | 20,87% |
| Corsica Linéa | 32 682 | 27,30% |
| Moby Lines | 8 865 | 26,79% |

| Compagnies | Passagers | Variation n-1 |
|-----------------|-----------|---------------|
| Corsica Ferries | 135 386 | -3,77% |
| La Méridionale | 28 479 | 23,86% |
| Corsica Linéa | 88 578 | 14,94% |
| Moby Lines | 18 533 | 0,56% |

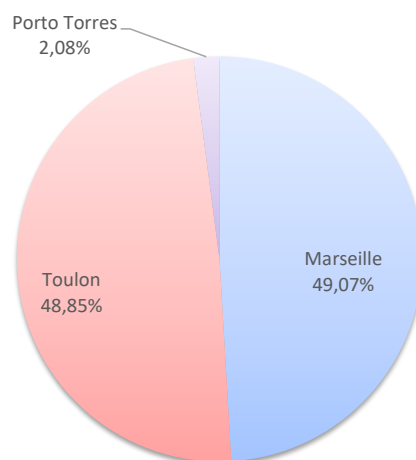
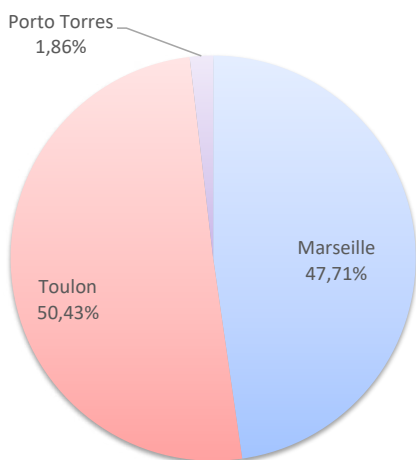


TRAFIC PASSAGERS

| | Passagers | | | Cumul passagers depuis le 1er Janvier | | |
|--------------------|---------------|---------------|---------------|---------------------------------------|---------------|---------------|
| | 2023 | 2024 | Variation | 2023 | 2024 | Variation |
| Régulier National | 23 607 | 26 729 | 13,22% | 70 560 | 71 056 | 0,70% |
| Régulier Internat° | 274 | 506 | 84,67% | 1 386 | 1 511 | 9,02% |
| TOTAL | 23 881 | 27 235 | 14,04% | 71 946 | 72 567 | 0,86% |
| Croisières | 5 190 | 0 | -100,00% | 5 190 | 0 | -100,00% |
| TOTAL | 29 071 | 27 235 | -6,32% | 77 136 | 72 567 | -5,92% |

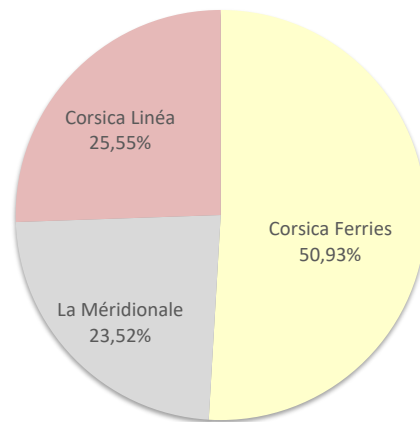
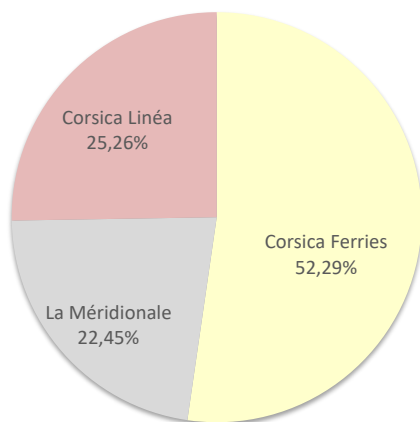
LIGNES

| Lignes | Passagers | Variation n-1 | Lignes | Passagers | Variation n-1 |
|--------------|-----------|---------------|--------------|-----------|---------------|
| Marseille | 12 994 | 17,43% | Marseille | 35 608 | 15,74% |
| Toulon | 13 735 | 9,51% | Toulon | 35 448 | -10,92% |
| Savone | 0 | - | Savone | 0 | -100,00% |
| Porto Torres | 506 | 84,67% | Porto Torres | 1 511 | 26,44% |



COMPAGNIES

| Compagnies | Passagers | Variation n-1 | Compagnies | Passagers | Variation n-1 |
|-----------------|-----------|---------------|-----------------|-----------|---------------|
| Corsica Ferries | 14 241 | 11,12% | Corsica Ferries | 36 959 | -10,25% |
| La Méridionale | 6 115 | 15,16% | La Méridionale | 17 070 | 20,97% |
| Corsica Linéa | 6 879 | 19,53% | Corsica Linéa | 18 538 | 11,31% |



TRAFIC PASSAGERS

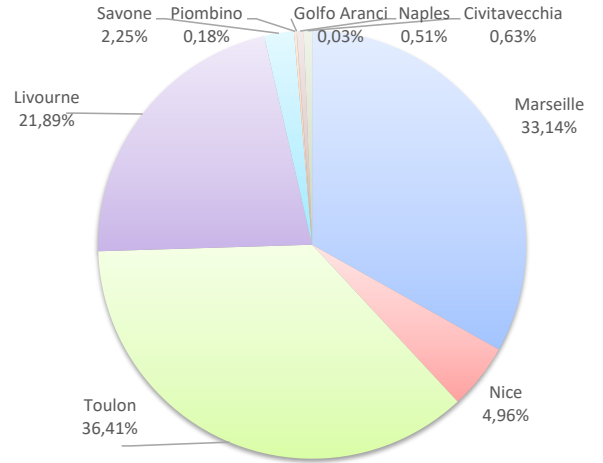
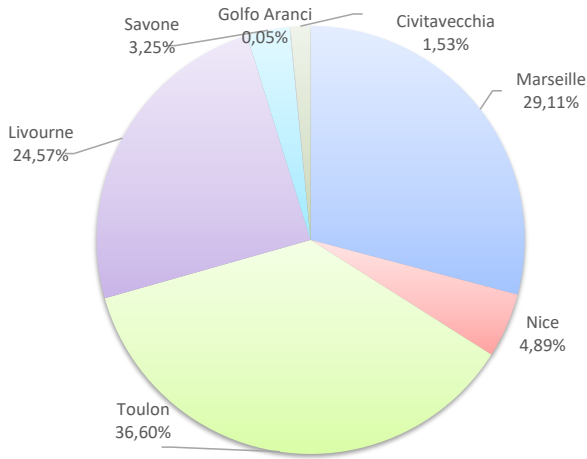
| | Passagers | | |
|--------------------|---------------|---------------|---------------|
| | 2023 | 2024 | Variation |
| Régulier National | 35 508 | 42 207 | 18,87% |
| Régulier Internat° | 10 968 | 17 572 | 60,21% |
| TOTAL | 46 476 | 59 779 | 28,62% |
| Croisières | 0 | 0 | - |
| TOTAL | 46 476 | 59 779 | 28,62% |

| | Cumul passagers depuis le 1er Janvier | | |
|--------------------|---------------------------------------|----------------|--------------|
| | 2023 | 2024 | Variation |
| Régulier National | 104 547 | 107 758 | 3,07% |
| Régulier Internat° | 33 634 | 36 860 | 9,59% |
| TOTAL | 138 181 | 144 618 | 4,66% |
| Croisières | 0 | 0 | - |
| TOTAL | 138 181 | 144 618 | 4,66% |

LIGNES

| Lignes | Passagers | Variation n-1 |
|---------------|-----------|---------------|
| Marseille | 17 403 | 29,77% |
| Nice | 2 922 | 623,27% |
| Toulon | 21 882 | 0,87% |
| Livourne | 14 689 | 49,72% |
| Savone | 1 940 | 68,99% |
| Piombino | 0 | - |
| Golfo Aranci | 30 | 233,33% |
| Naples | 0 | - |
| Civitavecchia | 913 | - |

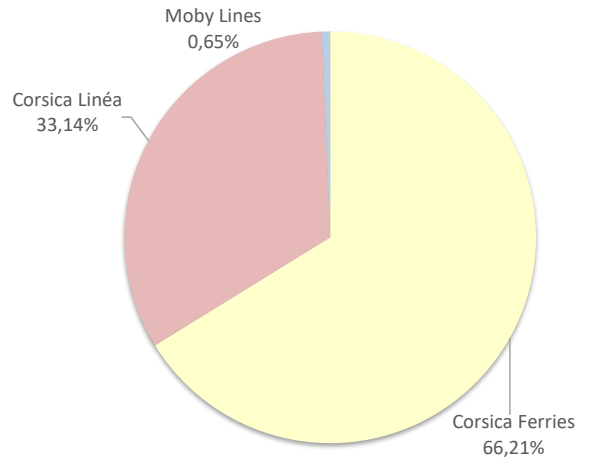
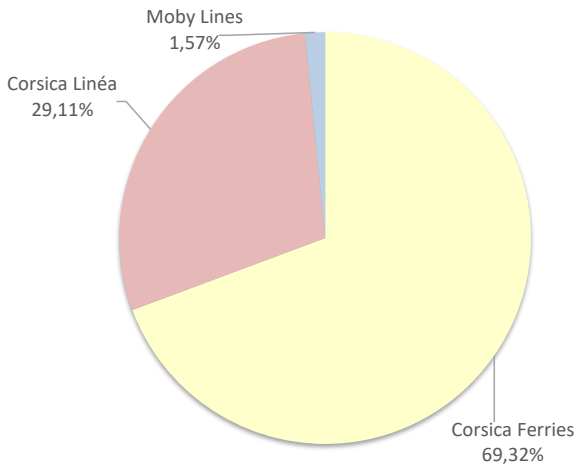
| Lignes | Passagers | Variation n-1 |
|---------------|-----------|---------------|
| Marseille | 47 932 | 13,89% |
| Nice | 7 170 | 137,97% |
| Toulon | 52 656 | -11,43% |
| Livourne | 31 653 | 8,12% |
| Savone | 3 252 | -24,77% |
| Piombino | 265 | - |
| Golfo Aranci | 37 | 5,71% |
| Naples | 740 | - |
| Civitavecchia | 913 | - |



COMPAGNIES

| Compagnies | Passagers | Variation n-1 |
|-----------------|-----------|---------------|
| Corsica Ferries | 41 436 | 25,32% |
| Corsica Linéa | 17 403 | 29,77% |
| Moby Lines | 940 | - |

| Compagnies | Passagers | Variation n-1 |
|-----------------|-----------|---------------|
| Corsica Ferries | 95 746 | -0,36% |
| Corsica Linéa | 47 932 | 13,89% |
| Moby Lines | 940 | - |



TRAFIC PASSAGERS

| | Passagers | | | Cumul passagers depuis le 1er Janvier | | |
|--------------------|--------------|--------------|---------------|---------------------------------------|---------------|---------------|
| | 2023 | 2024 | Variation | 2023 | 2024 | Variation |
| Régulier National | 0 | 0 | - | 0 | 0 | - |
| Régulier Internat° | 6 992 | 7 925 | 13,34% | 18 429 | 17 593 | -4,54% |
| TOTAL | 6 992 | 7 925 | 13,34% | 18 429 | 17 593 | -4,54% |
| Croisières | 0 | 0 | - | 0 | 0 | - |
| TOTAL | 6 992 | 7 925 | 13,34% | 18 429 | 17 593 | -4,54% |

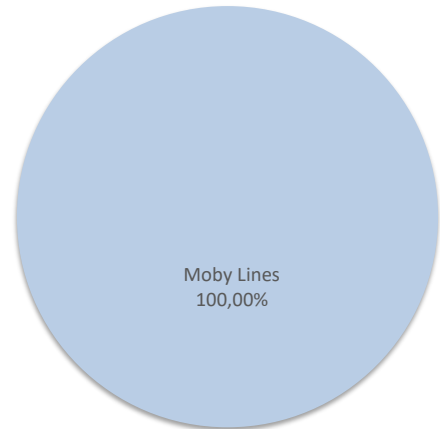
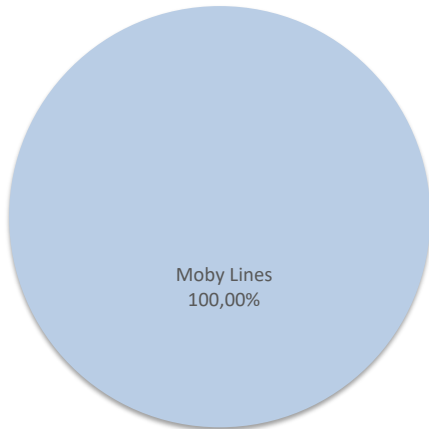
LIGNES

| Lignes | Passagers | Variation n-1 | Lignes | Passagers | Variation n-1 |
|--------------|-----------|---------------|--------------|-----------|---------------|
| Santa Térésa | 7 925 | 13,34% | Santa Térésa | 17 593 | -4,54% |



COMPAGNIES

| Compagnies | Passagers | Variation n-1 | Compagnies | Passagers | Variation n-1 |
|------------|-----------|---------------|------------|-----------|---------------|
| Moby Lines | 7 925 | 13,34% | Moby Lines | 17 593 | -4,54% |



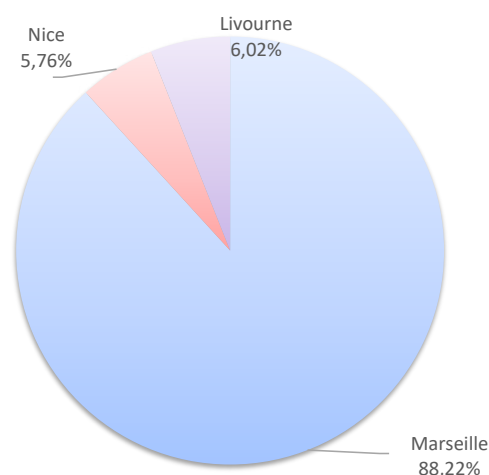
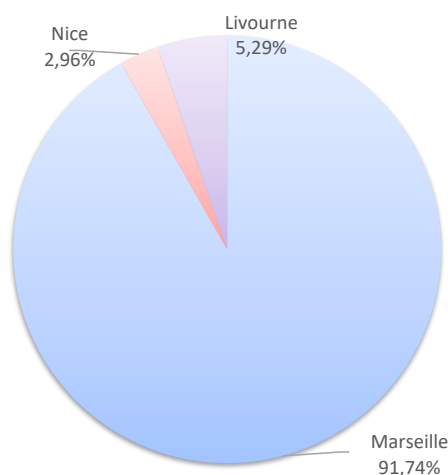
TRAFIC PASSAGERS

| | Passagers | | | Cumul passagers depuis le 1er Janvier | | |
|--------------------|--------------|--------------|---------------|---------------------------------------|---------------|---------------|
| | 2023 | 2024 | Variation | 2023 | 2024 | Variation |
| Régulier National | 3 758 | 4 186 | 11,39% | 10 508 | 11 688 | 11,23% |
| Régulier Internat° | 237 | 234 | -1,27% | 509 | 749 | 47,15% |
| TOTAL | 3 995 | 4 420 | 10,64% | 11 017 | 12 437 | 12,89% |
| Croisières | 0 | 0 | - | 0 | 0 | - |
| TOTAL | 3 995 | 4 420 | 10,64% | 11 017 | 12 437 | 12,89% |

LIGNES

| Lignes | Passagers | Variation n-1 |
|-----------|-----------|---------------|
| Marseille | 4 055 | 21,84% |
| Nice | 131 | -69,53% |
| Toulon | 0 | - |
| Livourne | 234 | -1,27% |

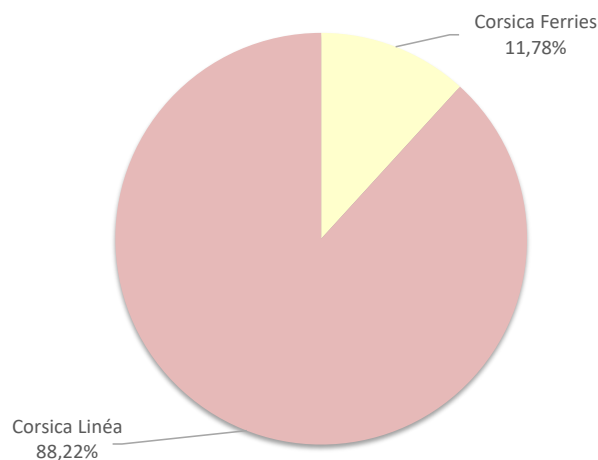
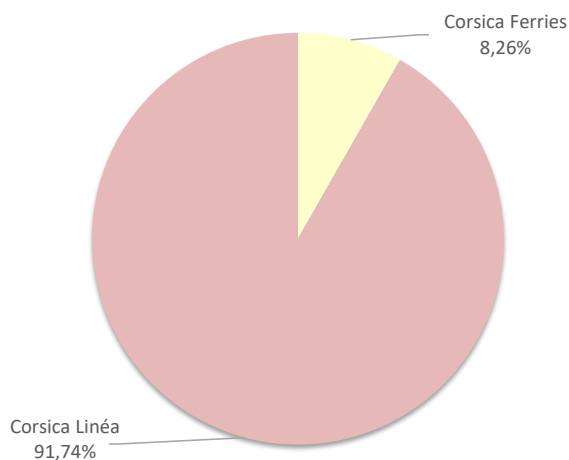
| Lignes | Passagers | Variation n-1 |
|-----------|-----------|---------------|
| Marseille | 10 972 | 16,74% |
| Nice | 716 | -31,87% |
| Toulon | 0 | -100,00% |
| Livourne | 749 | 47,15% |



COMPAGNIES

| Compagnies | Passagers | Variation n-1 |
|-----------------|-----------|---------------|
| Corsica Ferries | 365 | -45,28% |
| Corsica Linéa | 4 055 | 21,84% |

| Compagnies | Passagers | Variation n-1 |
|-----------------|-----------|---------------|
| Corsica Ferries | 1 465 | -9,46% |
| Corsica Linéa | 10 972 | 16,74% |

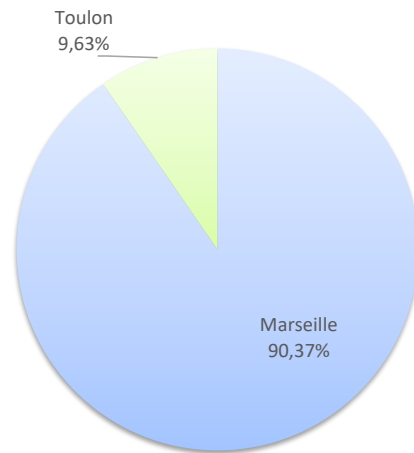
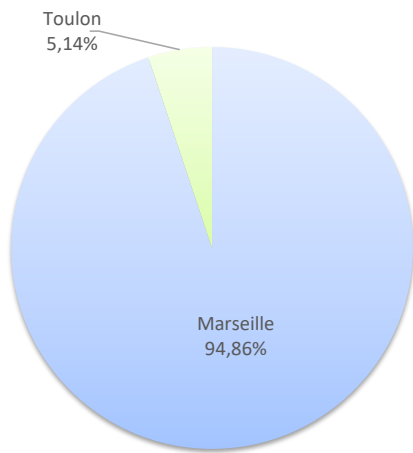


TRAFIC PASSAGERS

| | Passagers | | | Cumul passagers depuis le 1er Janvier | | |
|--------------------|--------------|--------------|---------------|---------------------------------------|---------------|---------------|
| | 2023 | 2024 | Variation | 2023 | 2024 | Variation |
| Régulier National | 3 512 | 4 354 | 23,97% | 11 082 | 12 625 | 13,92% |
| Régulier Internat° | 0 | 0 | - | 0 | 0 | - |
| TOTAL | 3 512 | 4 354 | 23,97% | 11 082 | 12 625 | 13,92% |
| Croisières | 0 | 0 | - | 0 | 0 | - |
| TOTAL | 3 512 | 4 354 | 23,97% | 11 082 | 12 625 | 13,92% |

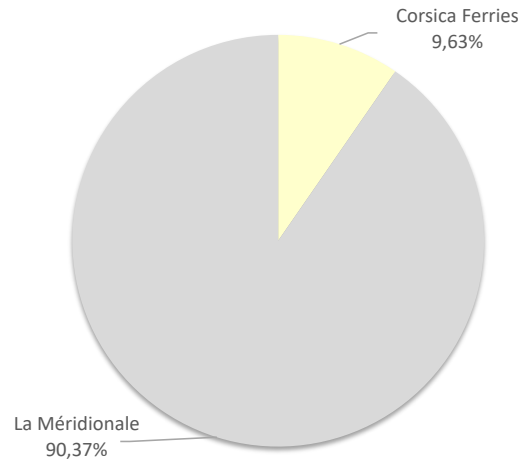
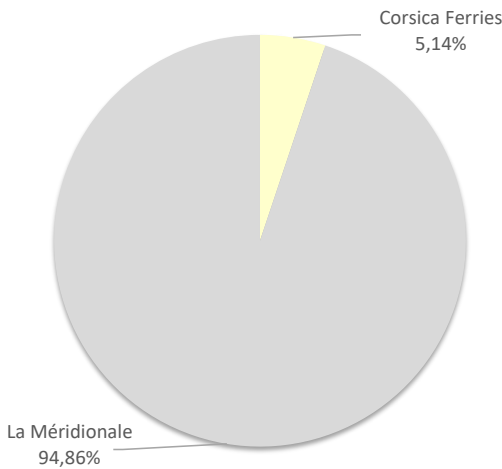
LIGNES

| Lignes | Passagers | Variation n-1 | Lignes | Passagers | Variation n-1 |
|-----------|-----------|---------------|-----------|-----------|---------------|
| Marseille | 4 130 | 30,45% | Marseille | 11 409 | 22,94% |
| Nice | 0 | - | Nice | 0 | - |
| Toulon | 224 | -35,26% | Toulon | 1 216 | -32,52% |



COMPAGNIES

| Compagnies | Passagers | Variation n-1 | Compagnies | Passagers | Variation n-1 |
|-----------------|-----------|---------------|-----------------|-----------|---------------|
| Corsica Ferries | 224 | -35,26% | Corsica Ferries | 1 216 | -32,52% |
| La Méridionale | 4 130 | 30,45% | La Méridionale | 11 409 | 28,45% |
| Corsica Linéa | 0 | - | Corsica Linéa | 0 | -100,00% |

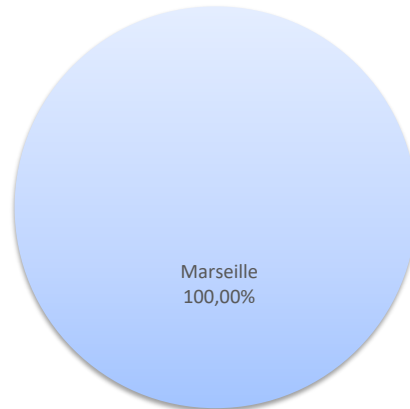
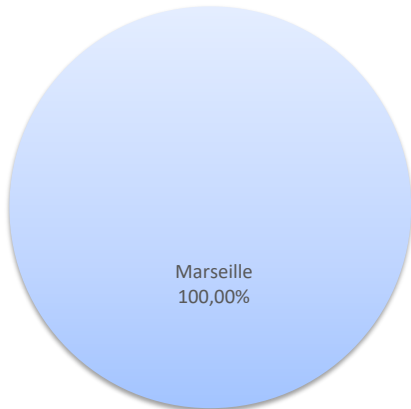


TRAFIC PASSAGERS

| | Passagers | | | Cumul passagers depuis le 1er Janvier | | |
|--------------------|--------------|--------------|---------------|---------------------------------------|---------------|---------------|
| | 2023 | 2024 | Variation | 2023 | 2024 | Variation |
| Régulier National | 3 180 | 4 345 | 36,64% | 8 528 | 11 136 | 30,58% |
| Régulier Internat° | 0 | 0 | - | 0 | 0 | - |
| TOTAL | 3 180 | 4 345 | 36,64% | 8 528 | 11 136 | 30,58% |
| Croisières | 0 | 0 | - | 0 | 0 | - |
| TOTAL | 3 180 | 4 345 | 36,64% | 8 528 | 11 136 | 30,58% |

LIGNES

| Lignes | Passagers | Variation n-1 | Lignes | Passagers | Variation n-1 |
|-----------|-----------|---------------|-----------|-----------|---------------|
| Marseille | 4 345 | 36,64% | Marseille | 11 136 | 30,58% |



COMPAGNIES

| Compagnies | Passagers | Variation n-1 | Compagnies | Passagers | Variation n-1 |
|---------------|-----------|---------------|---------------|-----------|---------------|
| Corsica Linéa | 4 345 | 36,64% | Corsica Linéa | 11 136 | 30,58% |

