

**Ports de Commerce de Corse**

**Porti di Commerciù di Corsica**

**Mensuel**

***U Misincu***

**Escales 2021**

***Scali 2021***

**mars-21**

## ESCALES GLOBAL

TOTAL PORTS	Escalaes du 1er au 31 Mars			Cumul Escalaes depuis le 1er Janvier		
	2020	2021	Variation	2020	2021	Variation
Régulier National	203	256	26,11%	642	693	7,94%
Régulier International	77	95	23,38%	357	260	-27,17%
<b>TOTAL</b>	<b>280</b>	<b>351</b>	<b>25,36%</b>	<b>999</b>	<b>953</b>	<b>-4,60%</b>
Croisières	0	0	-	5	0	-100,00%
Hydrocarbures	13	10	-23,08%	41	35	-14,63%
Ciment	16	24	50,00%	50	59	18,00%
<b>TOTAL</b>	<b>29</b>	<b>34</b>	<b>17,24%</b>	<b>91</b>	<b>94</b>	<b>3,30%</b>
<b>TOTAL</b>	<b>309</b>	<b>385</b>	<b>24,60%</b>	<b>1 095</b>	<b>1 047</b>	<b>-4,38%</b>

AJACCIO	Escalaes du 1er au 31 Mars			Cumul Escalaes depuis le 1er Janvier		
	2020	2021	Variation	2020	2021	Variation
Régulier National	50	71	42,00%	162	170	4,94%
Régulier International	1	3	200,00%	9	6	-33,33%
<b>TOTAL</b>	<b>51</b>	<b>74</b>	<b>45,10%</b>	<b>171</b>	<b>176</b>	<b>2,92%</b>
Croisières	0	0	-	5	0	-100,00%
Hydrocarbures	6	4	-33,33%	16	12	-25,00%
Ciment	4	6	50,00%	13	16	23,08%
<b>TOTAL</b>	<b>10</b>	<b>10</b>	<b>0,00%</b>	<b>29</b>	<b>28</b>	<b>-3,45%</b>
<b>TOTAL</b>	<b>61</b>	<b>84</b>	<b>37,70%</b>	<b>205</b>	<b>204</b>	<b>-0,49%</b>

BASTIA	Escalaes du 1er au 31 Mars			Cumul Escalaes depuis le 1er Janvier		
	2020	2021	Variation	2020	2021	Variation
Régulier National	116	127	9,48%	363	370	1,93%
Régulier International	52	55	5,77%	218	153	-29,82%
<b>TOTAL</b>	<b>168</b>	<b>182</b>	<b>8,33%</b>	<b>581</b>	<b>523</b>	<b>-9,98%</b>
Croisières	0	0	-	0	0	-
Hydrocarbures	7	6	-14,29%	25	23	-8,00%
Ciment	4	5	25,00%	12	13	8,33%
<b>TOTAL</b>	<b>11</b>	<b>11</b>	<b>0,00%</b>	<b>37</b>	<b>36</b>	<b>-2,70%</b>
<b>TOTAL</b>	<b>179</b>	<b>193</b>	<b>7,82%</b>	<b>618</b>	<b>559</b>	<b>-9,55%</b>

BONIFACIO	Escalaes du 1er au 31 Mars			Cumul Escalaes depuis le 1er Janvier		
	2020	2021	Variation	2020	2021	Variation
Régulier National	0	0	-	0	0	-
Régulier International	22	36	63,64%	120	98	-18,33%
<b>TOTAL</b>	<b>22</b>	<b>36</b>	<b>63,64%</b>	<b>120</b>	<b>98</b>	<b>-18,33%</b>
Croisières	0	0	-	0	0	-
Hydrocarbures	0	0	-	0	0	-
Ciment	0	0	-	0	0	-
<b>TOTAL</b>	<b>0</b>	<b>0</b>	<b>-</b>	<b>0</b>	<b>0</b>	<b>-</b>
<b>TOTAL</b>	<b>22</b>	<b>36</b>	<b>63,64%</b>	<b>120</b>	<b>98</b>	<b>-18,33%</b>

L'ILE-ROUSSE	Escalaes du 1er au 31 Mars			Cumul Escalaes depuis le 1er Janvier		
	2020	2021	Variation	2020	2021	Variation
Régulier National	16	35	118,75%	53	81	52,83%
Régulier International	0	1	-	1	3	200,00%
<b>TOTAL</b>	<b>16</b>	<b>36</b>	<b>125,00%</b>	<b>54</b>	<b>84</b>	<b>55,56%</b>
Croisières	0	0	-	0	0	-
Hydrocarbures	0	0	-	0	0	-
Ciment	4	5	25,00%	11	10	-9,09%
<b>TOTAL</b>	<b>4</b>	<b>5</b>	<b>25,00%</b>	<b>11</b>	<b>10</b>	<b>-9,09%</b>
<b>TOTAL</b>	<b>20</b>	<b>41</b>	<b>105,00%</b>	<b>65</b>	<b>94</b>	<b>44,62%</b>

PORTO-VECCHIO	Escalaes du 1er au 31 Mars			Cumul Escalaes depuis le 1er Janvier		
	2020	2021	Variation	2020	2021	Variation
Régulier National	12	13	8,33%	37	43	16,22%
Régulier International	1	0	-100,00%	6	0	-100,00%
<b>TOTAL</b>	<b>13</b>	<b>13</b>	<b>0,00%</b>	<b>43</b>	<b>43</b>	<b>0,00%</b>
Croisières	0	0	-	0	0	-
Hydrocarbures	0	0	-	0	0	-
Ciment	3	8	166,67%	12	20	66,67%
<b>TOTAL</b>	<b>3</b>	<b>8</b>	<b>166,67%</b>	<b>12</b>	<b>20</b>	<b>66,67%</b>
<b>TOTAL</b>	<b>16</b>	<b>21</b>	<b>31,25%</b>	<b>55</b>	<b>63</b>	<b>14,55%</b>

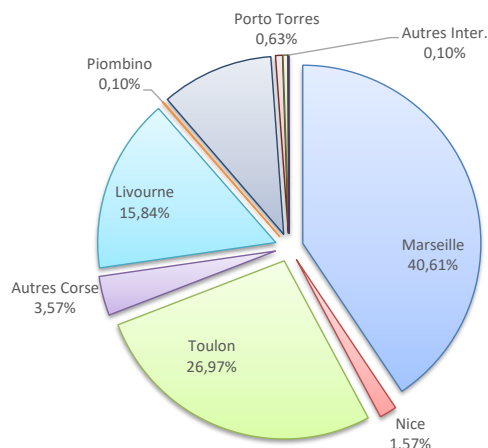
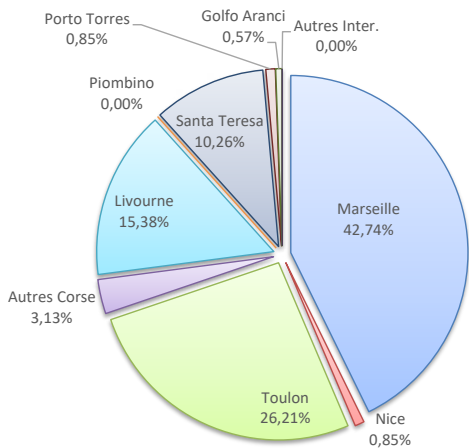
PROPRIANO	Escalaes du 1er au 31 Mars			Cumul Escalaes depuis le 1er Janvier		
	2020	2021	Variation	2020	2021	Variation
Régulier National	9	10	11,11%	27	29	7,41%
Régulier International	1	0	-100,00%	3	0	-100,00%
<b>TOTAL</b>	<b>10</b>	<b>10</b>	<b>0,00%</b>	<b>30</b>	<b>29</b>	<b>-3,33%</b>
Croisières	0	0	-	0	0	-
Hydrocarbures	0	0	-	0	0	-
Ciment	1	0	-100,00%	2	0	-100,00%
<b>TOTAL</b>	<b>1</b>	<b>0</b>	<b>-100,00%</b>	<b>2</b>	<b>0</b>	<b>-100,00%</b>
<b>TOTAL</b>	<b>11</b>	<b>10</b>	<b>-9,09%</b>	<b>32</b>	<b>29</b>	<b>-9,38%</b>

ESCALES

	Escalaes du 1er au 31 Mars			Cumul Escalaes depuis le 1er Janvier		
	2020	2021	Variation	2020	2021	Variation
Régulier National	203	256	26,11%	642	693	7,94%
Régulier Internat°	77	95	23,38%	357	260	-27,17%
<b>TOTAL</b>	<b>280</b>	<b>351</b>	<b>25,36%</b>	<b>999</b>	<b>953</b>	<b>-4,60%</b>
Croisières	0	0	-	5	0	-100,00%
Hydrocarbures	13	10	-23,08%	41	35	-14,63%
Ciment	16	24	50,00%	50	59	18,00%
<b>TOTAL</b>	<b>29</b>	<b>34</b>	<b>17,24%</b>	<b>91</b>	<b>94</b>	<b>3,30%</b>
<b>TOTAL</b>	<b>309</b>	<b>385</b>	<b>24,60%</b>	<b>1 095</b>	<b>1 047</b>	<b>-4,38%</b>

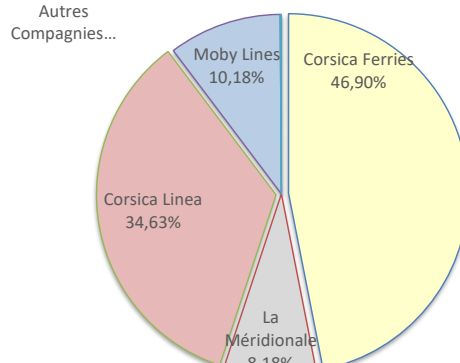
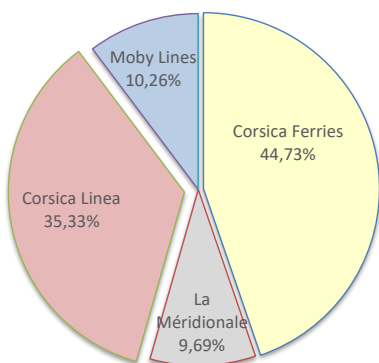
**LIGNES**  
REGULIERS NAT° ET INTERNAT°

Lignes	Pax	Variation n-1	Lignes	Pax	Variation n-1
Marseille	150	36,36%	Marseille	387	33,91%
Nice	3	-25,00%	Nice	15	-73,68%
Toulon	92	17,95%	Toulon	257	-4,46%
Autres Corse	11	0,00%	Autres Corse	34	25,93%
Livourne	54	35,00%	Livourne	151	-2,58%
Piombino	0	-	Piombino	1	-
Santa Teresa	36	63,64%	Santa Teresa	97	-19,17%
Porto Torres	3	63,64%	Porto Torres	6	-53,85%
Golfo Aranci	2	-33,33%	Golfo Aranci	4	-50,00%
Autres Inter.	0	-	Autres Inter.	1	-



**COMPAGNIES**  
REGULIERS NAT° et INTERNAT°

Compagnies	Pax	Variation n-1	Compagnies	Pax	Variation n-1
Corsica Ferries	157	12,14%	Corsica Ferries	447	-19,31%
La Méridionale	34	78,95%	La Méridionale	78	56,00%
Corsica Linea	124	26,53%	Corsica Linea	330	20,44%
Moby Lines	36	56,52%	Moby Lines	97	-19,83%
Autres Compagnies	0	-	Autres Compagnies	1	-



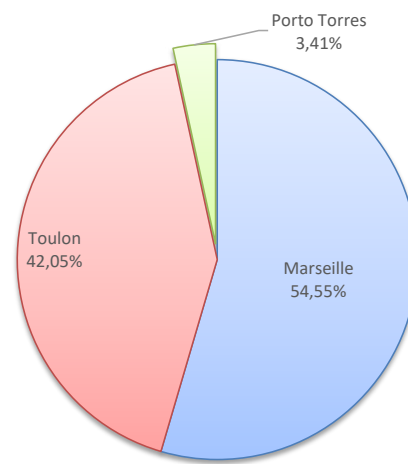
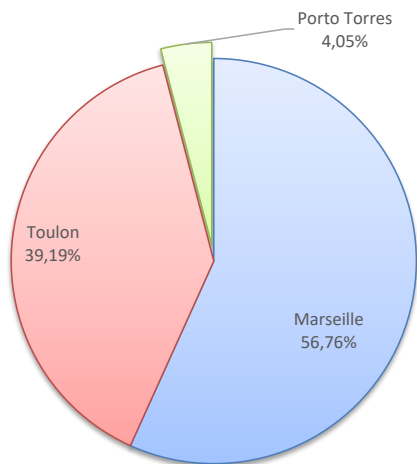
ESCALES

	Escalaes du 1er au 31 Mars			Cumul Escalaes depuis le 1er Janvier		
	2020	2021	Variation	2020	2021	Variation
Régulier National	50	71	42,00%	162	170	4,94%
Régulier Internat°	1	3	200,00%	9	6	-33,33%
<b>TOTAL</b>	<b>51</b>	<b>74</b>	<b>45,10%</b>	<b>171</b>	<b>176</b>	<b>2,92%</b>
Croisières	0	0	-	5	0	-100,00%
Hydrocarbures	6	4	-33,33%	16	12	-25,00%
Ciment	4	6	50,00%	13	16	23,08%
<b>TOTAL</b>	<b>10</b>	<b>10</b>	<b>0,00%</b>	<b>29</b>	<b>28</b>	<b>-3,45%</b>
<b>TOTAL</b>	<b>61</b>	<b>84</b>	<b>37,70%</b>	<b>205</b>	<b>204</b>	<b>-0,49%</b>

**LIGNES**  
REGULIERS NAT° ET INTERNAT°

Lignes	Pax	Variation n-1
Marseille	42	50,00%
Toulon	29	31,82%
Porto Torres	3	200,00%

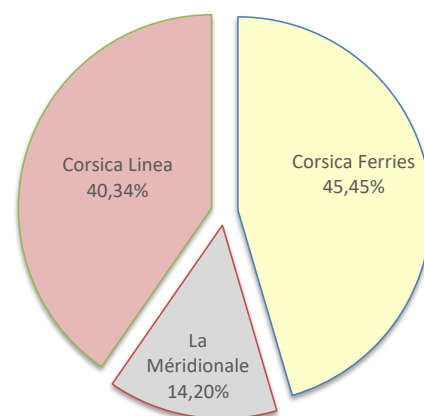
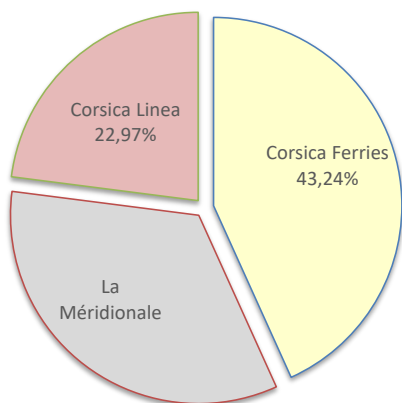
Lignes	Pax	Variation n-1
Marseille	96	35,21%
Toulon	74	-12,94%
Porto Torres	6	-33,33%



**COMPAGNIES**  
REGULIERS NAT° ET INTERNAT°

Compagnies	Pax	Variation n-1
Corsica Ferries	32	39,13%
La Méridionale	25	-
Corsica Linea	17	-39,29%

Compagnies	Pax	Variation n-1
Corsica Ferries	80	-13,04%
La Méridionale	25	1150,00%
Corsica Linea	71	-7,79%



# PORT DE COMMERCE DE BASTIA

mars 2021

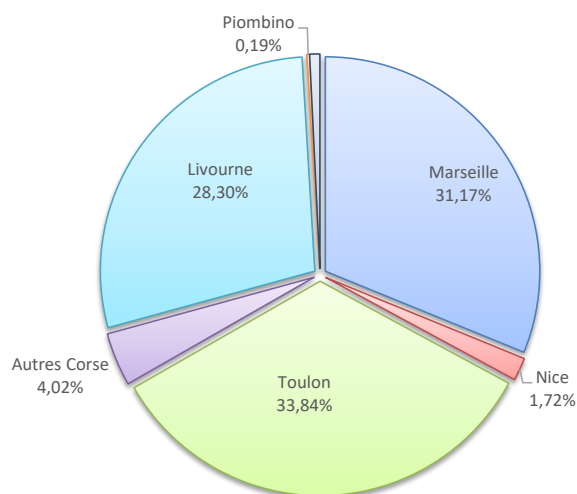
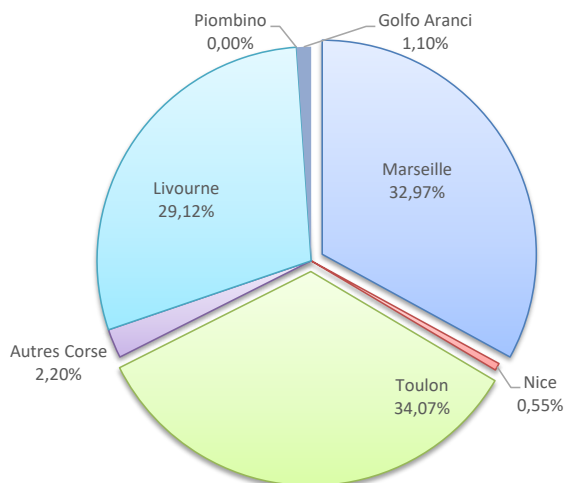
## ESCALES

	Escalaes du 1er au 31 Mars			Cumul Escalaes depuis le 1er Janvier		
	2020	2021	Variation	2020	2021	Variation
Régulier National	116	127	9,48%	363	370	1,93%
Régulier Internat°	52	55	5,77%	218	153	-29,82%
<b>TOTAL</b>	<b>168</b>	<b>182</b>	<b>8,33%</b>	<b>581</b>	<b>523</b>	<b>-9,98%</b>
Croisières	0	0	-	0	0	-
Hydrocarbures	7	6	-14,29%	25	23	-8,00%
Ciment	4	5	25,00%	12	13	8,33%
<b>TOTAL</b>	<b>11</b>	<b>11</b>	<b>0,00%</b>	<b>37</b>	<b>36</b>	<b>-2,70%</b>
<b>TOTAL</b>	<b>179</b>	<b>193</b>	<b>7,82%</b>	<b>618</b>	<b>559</b>	<b>-9,55%</b>

## LIGNES REGULIERS NAT° ET INTERNAT°

Lignes	Pax	Variation n-1
Marseille	60	11,11%
Nice	1	-50,00%
Toulon	62	14,81%
Autres Corse	4	-33,33%
Livourne	53	32,50%
Piombino	0	-
Golfo Aranci	2	0,00%

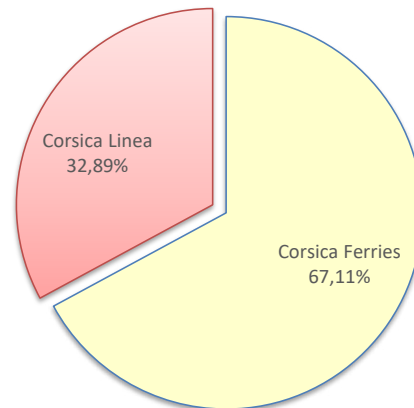
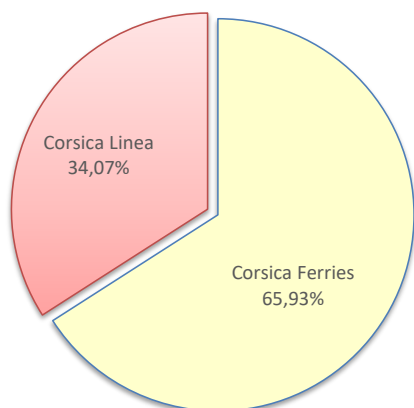
Lignes	Pax	Variation n-1
Marseille	163	23,48%
Nice	9	-76,92%
Toulon	177	4,12%
Autres Corse	21	-4,55%
Livourne	148	-4,52%
Piombino	1	-
Golfo Aranci	4	100,00%



## COMPAGNIES REGULIERS NAT° ET INTERNAT°

Compagnies	Pax	Variation n-1
Corsica Ferries	120	7,14%
Corsica Linea	62	10,71%

Compagnies	Pax	Variation n-1
Corsica Ferries	351	-18,94%
Corsica Linea	172	16,22%



# PORT DE COMMERCE DE BONIFACIO

mars 2021

## ESCALES

Escalaes du 1er au 31 Mars		
2020	2021	Variation
0	0	-
22	36	63,64%
<b>TOTAL</b>	<b>22</b>	<b>36</b>

Cumul Escalaes depuis le 1er Janvier		
2020	2021	Variation
0	0	-
120	98	-18,33%
<b>TOTAL</b>	<b>120</b>	<b>98</b>

Régulier National	0	0	-
Régulier Internat°	22	36	63,64%
<b>TOTAL</b>	<b>22</b>	<b>36</b>	<b>63,64%</b>

Croisières	0	0	-
------------	---	---	---

Hydrocarbures	0	0	-
Ciment	0	0	-
<b>TOTAL</b>	<b>0</b>	<b>0</b>	<b>-</b>

<b>TOTAL</b>	<b>22</b>	<b>36</b>	<b>63,64%</b>
--------------	-----------	-----------	---------------

0	0	-
---	---	---

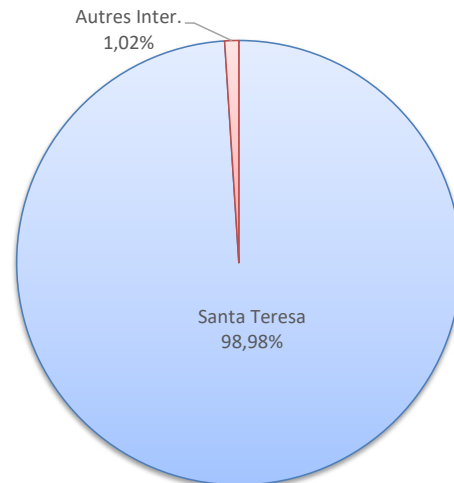
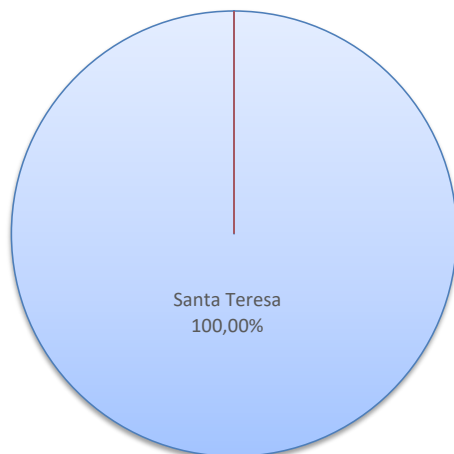
0	0	-
0	0	-
<b>0</b>	<b>0</b>	<b>-</b>

<b>120</b>	<b>98</b>	<b>-18,33%</b>
------------	-----------	----------------

Lignes	Pax	Variation n-1
Santa Teresa	36	63,64%
Autres Inter.	0	-

Lignes	Pax	Variation n-1
Santa Teresa	97	-19,17%
Autres Inter.	1	-

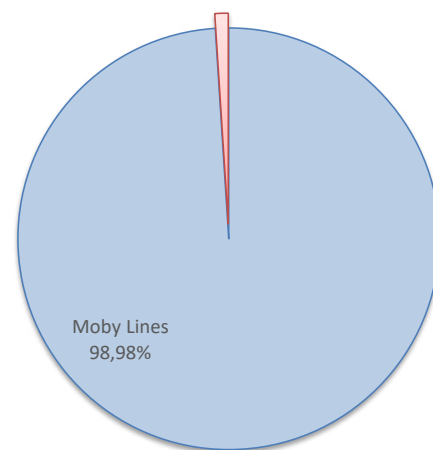
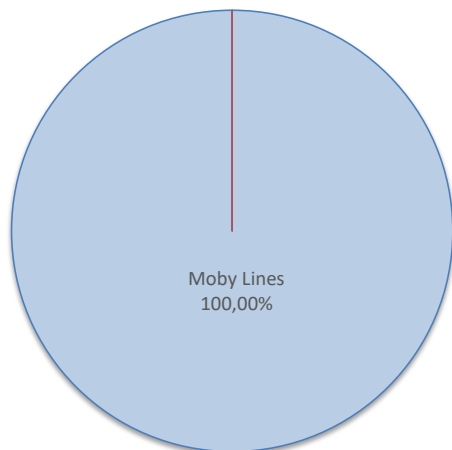
**LIGNES**  
REGULIERS NAT° ET INTERNAT°



**COMPAGNIES**  
REGULIERS NAT° ET INTERNAT°

Compagnies	Pax	Variation n-1
Moby Lines	36	63,64%
Autres Compagnies	0	-

Compagnies	Pax	Variation n-1
Moby Lines	97	-19,17%
Autres Compagnies	1	-



# PORT DE COMMERCE DE L'ILE-ROUSSE

mars 2021

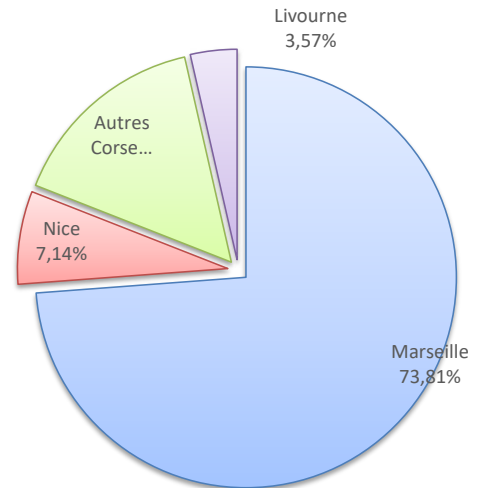
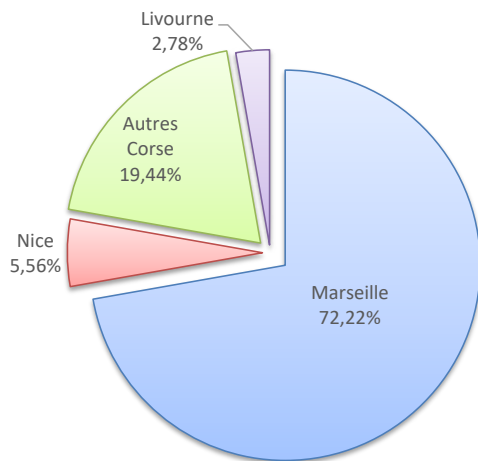
## ESCALES

	Escalaes du 1er au 31 Mars			Cumul Escalaes depuis le 1er Janvier		
	2020	2021	Variation	2020	2021	Variation
Régulier National	16	35	118,75%	53	81	52,83%
Régulier Internat°	0	1	-	1	3	200,00%
<b>TOTAL</b>	<b>16</b>	<b>36</b>	<b>125,00%</b>	<b>54</b>	<b>84</b>	<b>55,56%</b>
Croisières	0	0	-	0	0	-
Hydrocarbures	0	0	-	0	0	-
Ciment	4	5	25,00%	11	10	-9,09%
<b>TOTAL</b>	<b>4</b>	<b>5</b>	<b>25,00%</b>	<b>11</b>	<b>10</b>	<b>-9,09%</b>
<b>TOTAL</b>	<b>20</b>	<b>41</b>	<b>105,00%</b>	<b>65</b>	<b>94</b>	<b>44,62%</b>

### LIGNES REGULIERS NAT° ET INTERNAT°

Lignes	Pax	Variation n-1
Marseille	26	188,89%
Nice	2	0,00%
Autres Corse	7	40,00%
Livourne	1	-

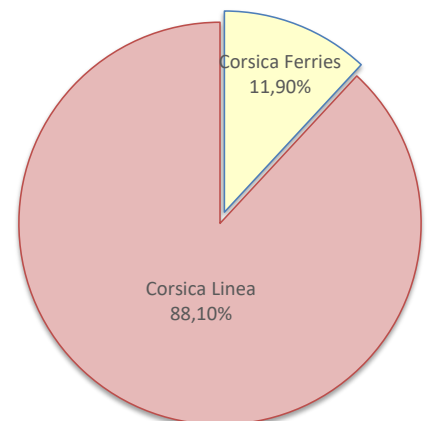
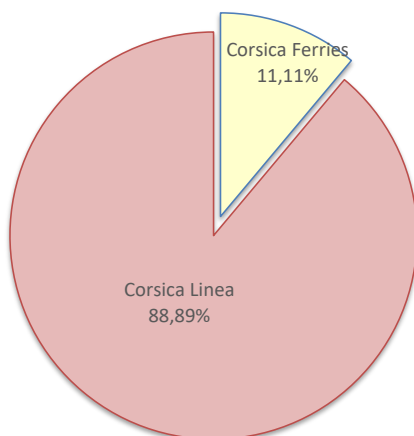
Lignes	Pax	Variation n-1
Marseille	62	77,14%
Nice	6	-45,45%
Autres Corse	13	160,00%
Livourne	3	-



### COMPAGNIES REGULIERS NAT° ET INTERNAT°

Compagnies	Pax	Variation n-1
Corsica Ferries	4	100,00%
Corsica Linea	32	128,57%

Compagnies	Pax	Variation n-1
Corsica Ferries	10	-16,67%
Corsica Linea	74	76,19%



# PORT DE COMMERCE DE PORTO-VECCHIO

mars 2021

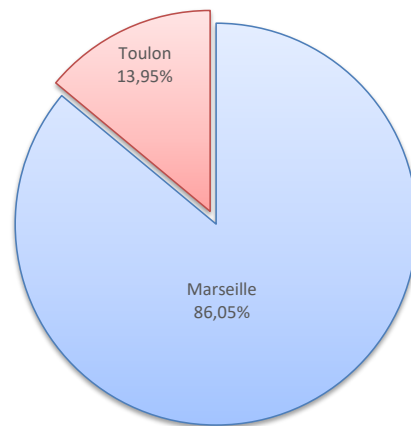
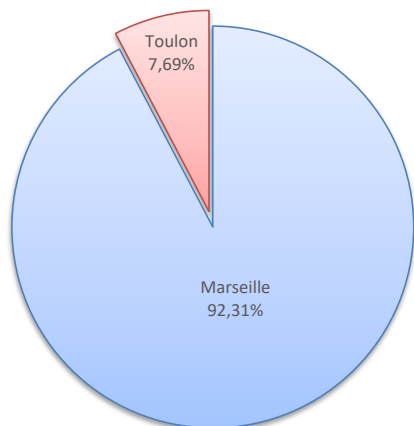
## ESCALES

	Escalaes du 1er au 31 Mars			Cumul Escalaes depuis le 1er Janvier		
	2020	2021	Variation	2020	2021	Variation
Régulier National	12	13	8,33%	37	43	16,22%
Régulier Internat°	1	0	-100,00%	6	0	-100,00%
<b>TOTAL</b>	<b>13</b>	<b>13</b>	<b>0,00%</b>	<b>43</b>	<b>43</b>	<b>0,00%</b>
Croisières	0	0	-	0	0	-
Hydrocarbures	0	0	-	0	0	-
Ciment	3	8	166,67%	12	20	66,67%
<b>TOTAL</b>	<b>3</b>	<b>8</b>	<b>166,67%</b>	<b>12</b>	<b>20</b>	<b>66,67%</b>
<b>TOTAL</b>	<b>16</b>	<b>21</b>	<b>31,25%</b>	<b>55</b>	<b>63</b>	<b>14,55%</b>

### LIGNES REGULIERS NAT° ET INTERNAT°

Lignes	Pax	Variation n-1
Marseille	12	20,00%
Toulon	1	-50,00%

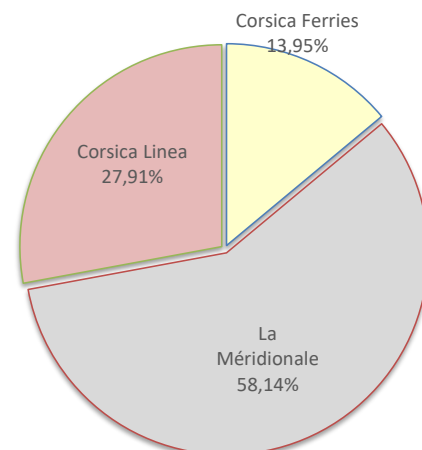
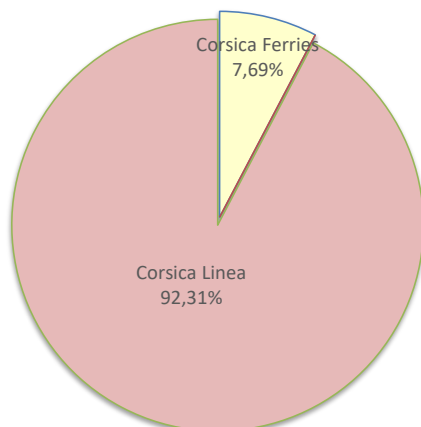
Lignes	Pax	Variation n-1
Marseille	37	42,31%
Toulon	6	-40,00%



### COMPAGNIES REGULIERS NAT° ET INTERNAT°

Compagnies	Pax	Variation n-1
Corsica Ferries	1	-66,67%
La Méridionale	0	-100,00%
Corsica Linea	12	-

Compagnies	Pax	Variation n-1
Corsica Ferries	6	-64,71%
La Méridionale	25	19,05%
Corsica Linea	12	140,00%





# PORT DE COMMERCE DE PROPRIANO

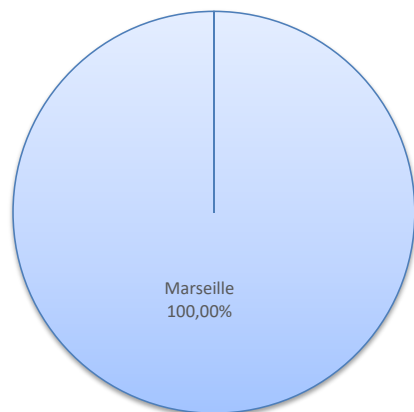
mars 2021

## ESCALES

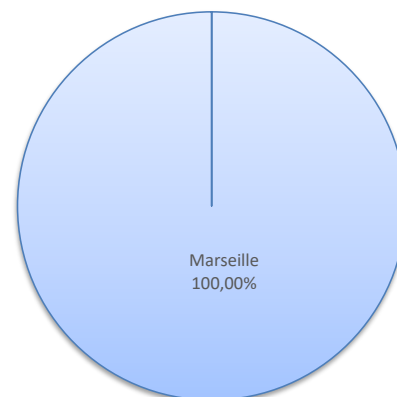
	Escalaes du 1er au 31 Mars			Cumul Escalaes depuis le 1er Janvier		
	2020	2021	Variation	2020	2021	Variation
Régulier National	9	10	11,11%	27	29	7,41%
Régulier Internat°	1	0	-100,00%	3	0	-100,00%
<b>TOTAL</b>	<b>10</b>	<b>10</b>	<b>0,00%</b>	<b>30</b>	<b>29</b>	<b>-3,33%</b>
Croisières	0	0	-	0	0	-
Hydrocarbures	0	0	-	0	0	-
Ciment	1	0	-100,00%	2	0	-100,00%
<b>TOTAL</b>	<b>1</b>	<b>0</b>	<b>-100,00%</b>	<b>2</b>	<b>0</b>	<b>-100,00%</b>
<b>TOTAL</b>	<b>11</b>	<b>10</b>	<b>-9,09%</b>	<b>32</b>	<b>29</b>	<b>-9,38%</b>

### LIGNES REGULIERS NAT° ET INTERNAT°

Lignes	Pax	Variation n-1
Marseille	10	11,11%

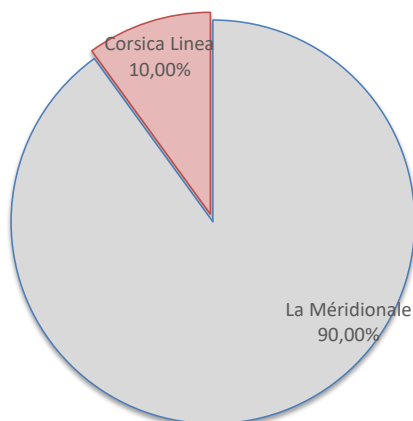


Lignes	Pax	Variation n-1
Marseille	29	16,00%



### COMPAGNIES REGULIERS NAT° ET INTERNAT°

Compagnies	Pax	Variation n-1
La Méridionale	9	0,00%
Corsica Linea	1	-



Compagnies	Pax	Variation n-1
La Méridionale	28	3,70%
Corsica Linea	1	-50,00%

