

**Ports de Commerce de Corse**  
**Porti di Commerciù di Corsica**

**Mensuel**  
***U Misincu***

**Marchandises 2023**  
***Marcanzzii 2023***

avril 2023  
aprile 2023

# PORTS DE COMMERCE DE CORSE

avril 2023

## MARCHANDISES GLOBAL

| TOTAL PORTS            |
|------------------------|
| Régulier National      |
| Régulier International |
| <b>TOTAL</b>           |
| Hydrocarbures          |
| Ciment                 |
| <b>TOTAL</b>           |
| <b>TOTAL</b>           |

| Marchandises du 1er au 30 avril |                |                |
|---------------------------------|----------------|----------------|
| 2022                            | 2023           | Variation      |
| 245 929                         | 230 668        | -6,21%         |
| 53 792                          | 53 594         | -0,37%         |
| <b>299 721</b>                  | <b>284 263</b> | <b>-5,16%</b>  |
| 55 242                          | 41 094         | -25,61%        |
| 10 707                          | 11 048         | 3,18%          |
| <b>65 949</b>                   | <b>52 142</b>  | <b>-20,94%</b> |
| <b>365 670</b>                  | <b>336 405</b> | <b>-8,00%</b>  |

| Cumul Marchandises depuis le 1er Janvier |                  |                |
|--|------------------|----------------|
| 2022                                     | 2023             | Variation      |
| 952 065                                  | 853 220          | -10,38%        |
| 205 328                                  | 184 428          | -10,18%        |
| <b>1 157 393</b>                         | <b>1 037 648</b> | <b>-10,35%</b> |
| 200 572                                  | 138 207          | -31,09%        |
| 47 834                                   | 46 586           | -2,61%         |
| <b>248 406</b>                           | <b>184 793</b>   | <b>-25,61%</b> |
| <b>1 405 799</b>                         | <b>1 222 441</b> | <b>-13,04%</b> |

| AJACCIO                |
|------------------------|
| Régulier National      |
| Régulier International |
| <b>TOTAL</b>           |
| Hydrocarbures          |
| Ciment                 |
| <b>TOTAL</b>           |
| <b>TOTAL</b>           |

| Marchandises du 1er au 30 avril |               |                |
|---------------------------------|---------------|----------------|
| 2022                            | 2023          | Variation      |
| 78 425                          | 71 599        | -8,70%         |
| 1 315                           | 1 209         | -8,06%         |
| <b>79 740</b>                   | <b>72 808</b> | <b>-8,69%</b>  |
| 21 651                          | 12 794        | -40,91%        |
| 3 578                           | 3 111         | -13,05%        |
| <b>25 229</b>                   | <b>15 905</b> | <b>-36,96%</b> |
| <b>104 969</b>                  | <b>88 713</b> | <b>-15,49%</b> |

| Cumul Marchandises depuis le 1er Janvier |                |                |
|--|----------------|----------------|
| 2022                                     | 2023           | Variation      |
| 303 982                                  | 269 485        | -11,35%        |
| 5 498                                    | 2 730          | -50,35%        |
| <b>309 480</b>                           | <b>272 215</b> | <b>-12,04%</b> |
| 72 883                                   | 48 001         | -34,14%        |
| 14 276                                   | 12 486         | -12,54%        |
| <b>87 159</b>                            | <b>60 487</b>  | <b>-30,60%</b> |
| <b>396 639</b>                           | <b>332 702</b> | <b>-16,12%</b> |

| BASTIA                 |
|------------------------|
| Régulier National      |
| Régulier International |
| <b>TOTAL</b>           |
| Hydrocarbures          |
| Ciment                 |
| <b>TOTAL</b>           |
| <b>TOTAL</b>           |

| Marchandises du 1er au 30 avril |                |                |
|---------------------------------|----------------|----------------|
| 2022                            | 2023           | Variation      |
| 120 779                         | 109 474        | -9,36%         |
| 45 063                          | 43 195         | -4,14%         |
| <b>165 842</b>                  | <b>152 670</b> | <b>-7,94%</b>  |
| 33 591                          | 28 300         | -15,75%        |
| 2 518                           | 2 729          | 8,38%          |
| <b>36 109</b>                   | <b>31 029</b>  | <b>-14,07%</b> |
| <b>201 951</b>                  | <b>183 699</b> | <b>-9,04%</b>  |

| Cumul Marchandises depuis le 1er Janvier |                |                |
|--|----------------|----------------|
| 2022                                     | 2023           | Variation      |
| 477 097                                  | 433 426        | -9,15%         |
| 170 998                                  | 152 510        | -10,81%        |
| <b>648 095</b>                           | <b>585 936</b> | <b>-9,59%</b>  |
| 124 611                                  | 88 910         | -28,65%        |
| 13 549                                   | 14 397         | 6,26%          |
| <b>138 160</b>                           | <b>103 307</b> | <b>-25,23%</b> |
| <b>786 255</b>                           | <b>689 243</b> | <b>-12,34%</b> |

| BONIFACIO              |
|------------------------|
| Régulier National      |
| Régulier International |
| <b>TOTAL</b>           |
| Hydrocarbures          |
| Ciment                 |
| <b>TOTAL</b>           |
| <b>TOTAL</b>           |

| Marchandises du 1er au 30 avril |              |               |
|---------------------------------|--------------|---------------|
| 2022                            | 2023         | Variation     |
| 0                               | 0            | -             |
| 7 027                           | 8 394        | 19,45%        |
| <b>7 027</b>                    | <b>8 394</b> | <b>19,45%</b> |
| 0                               | 0            | -             |
| 0                               | 0            | -             |
| <b>0</b>                        | <b>0</b>     | <b>-</b>      |
| <b>7 027</b>                    | <b>8 394</b> | <b>19,45%</b> |

| Cumul Marchandises depuis le 1er Janvier |               |               |
|--|---------------|---------------|
| 2022                                     | 2023          | Variation     |
| 0  | 0             | -             |
| 26 834                                   | 26 031        | -2,99%        |
| <b>26 834</b>                            | <b>26 031</b> | <b>-2,99%</b> |
| 0  | 0             | -             |
| 0  | 0             | -             |
| <b>0</b>                                 | <b>0</b>      | <b>-</b>      |
| <b>26 834</b>                            | <b>26 031</b> | <b>-2,99%</b> |

| L'ILE-ROUSSE           |
|------------------------|
| Régulier National      |
| Régulier International |
| <b>TOTAL</b>           |
| Hydrocarbures          |
| Ciment                 |
| <b>TOTAL</b>           |
| <b>TOTAL</b>           |

| Marchandises du 1er au 30 avril |               |               |
|---------------------------------|---------------|---------------|
| 2022                            | 2023          | Variation     |
| 14 856                          | 20 810        | 40,08%        |
| 387                             | 537           | 38,76%        |
| <b>15 243</b>                   | <b>21 347</b> | <b>40,04%</b> |
| 0                               | 0             | -             |
| 1 999                           | 2 203         | 10,21%        |
| <b>1 999</b>                    | <b>2 203</b>  | <b>10,21%</b> |
| <b>17 242</b>                   | <b>23 550</b> | <b>36,59%</b> |

| Cumul Marchandises depuis le 1er Janvier |               |               |
|--|---------------|---------------|
| 2022                                     | 2023          | Variation     |
| 51 778                                   | 56 277        | 8,69%         |
| 1 998                                    | 2 898         | 45,05%        |
| <b>53 776</b>                            | <b>59 175</b> | <b>10,04%</b> |
| 0  | 0             | -             |
| 8 419                                    | 9 160         | 8,80%         |
| <b>8 419</b>                             | <b>9 160</b>  | <b>8,80%</b>  |
| <b>62 195</b>                            | <b>68 335</b> | <b>9,87%</b>  |

| PORTO-VECCHIO          |
|------------------------|
| Régulier National      |
| Régulier International |
| <b>TOTAL</b>           |
| Hydrocarbures          |
| Ciment                 |
| <b>TOTAL</b>           |
| <b>TOTAL</b>           |

| Marchandises du 1er au 30 avril |               |                |
|---------------------------------|---------------|----------------|
| 2022                            | 2023          | Variation      |
| 24 984                          | 20 690        | -17,19%        |
| 0                               | 259           | -              |
| <b>24 984</b>                   | <b>20 949</b> | <b>-16,15%</b> |
| 0                               | 0             | -              |
| 2 612                           | 3 005         | 15,05%         |
| <b>2 612</b>                    | <b>3 005</b>  | <b>15,05%</b>  |
| <b>27 596</b>                   | <b>23 954</b> | <b>-13,20%</b> |

| Cumul Marchandises depuis le 1er Janvier |               |                |
|--|---------------|----------------|
| 2022                                     | 2023          | Variation      |
| 92 386                                   | 65 894        | -28,68%        |
| 0  | 259           | -              |
| <b>92 386</b>                            | <b>66 153</b> | <b>-28,39%</b> |
| 0  | 0             | -              |
| 11 590                                   | 10 543        | -9,03%         |
| <b>11 590</b>                            | <b>10 543</b> | <b>-9,03%</b>  |
| <b>103 976</b>                           | <b>76 696</b> | <b>-26,24%</b> |

| PROPRIANO              |
|------------------------|
| Régulier National      |
| Régulier International |
| <b>TOTAL</b>           |
| Hydrocarbures          |
| Ciment                 |
| <b>TOTAL</b>           |
| <b>TOTAL</b>           |

| Marchandises du 1er au 30 avril |              |               |
|---------------------------------|--------------|---------------|
| 2022                            | 2023         | Variation     |
| 6 885                           | 8 095        | 17,57%        |
| 0                               | 0            | -             |
| <b>6 885</b>                    | <b>8 095</b> | <b>17,57%</b> |
| 0                               | 0            | -             |
| 0                               | 0            | -             |
| <b>0</b>                        | <b>0</b>     | <b>-</b>      |
| <b>6 885</b>                    | <b>8 095</b> | <b>17,57%</b> |

| Cumul Marchandises depuis le 1er Janvier |               |                |
|--|---------------|----------------|
| 2022                                     | 2023          | Variation      |
| 26 822                                   | 28 138        | 4,91%          |
| 0  | 0             | -              |
| <b>26 822</b>                            | <b>28 138</b> | <b>4,91%</b>   |
| 3 078                                    | 1 296         | -57,89%        |
| 0  | 0             | -              |
| <b>3 078</b>                             | <b>1 296</b>  | <b>-57,89%</b> |
| <b>29 900</b>                            | <b>29 434</b> | <b>-1,56%</b>  |

# PORTS DE COMMERCE DE CORSE

avril 2023

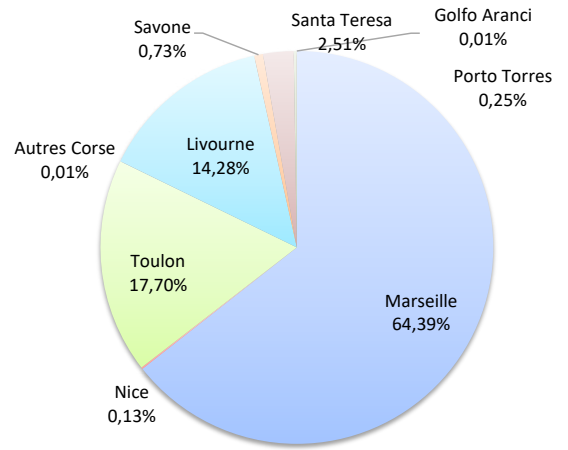
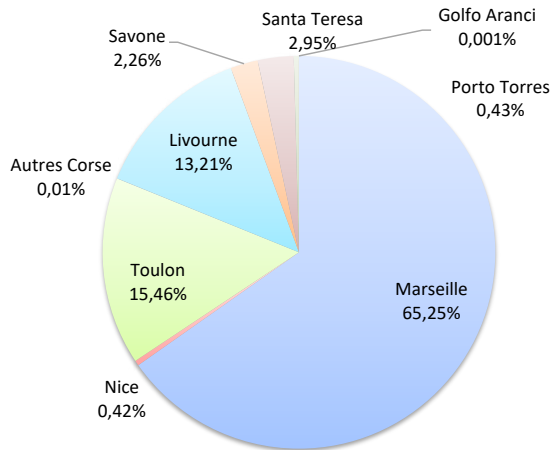
## MARCHANDISES

|                    | Marchandises du 1er au 30 avril |                |                | Cumul Marchandises depuis le 1er Janvier |                  |                |
|--------------------|---------------------------------|----------------|----------------|--|------------------|----------------|
|                    | 2022                            | 2023           | Variation      | 2022                                     | 2023             | Variation      |
| Régulier National  | 245 929                         | 230 668        | -6,21%         | 952 065                                  | 853 220          | -10,38%        |
| Régulier Internat° | 53 792                          | 53 594         | -0,37%         | 205 328                                  | 184 428          | -10,18%        |
| <b>TOTAL</b>       | <b>299 721</b>                  | <b>284 263</b> | <b>-5,16%</b>  | <b>1 157 393</b>                         | <b>1 037 648</b> | <b>-10,35%</b> |
| Croisières         | 0                               | 0              | -              | 0  | 0                | -              |
| Hydrocarbures      | 55 242                          | 41 094         | -25,61%        | 200 572                                  | 138 207          | -31,09%        |
| Ciment             | 10 707                          | 11 048         | 3,18%          | 47 834                                   | 46 586           | -2,61%         |
| <b>TOTAL</b>       | <b>65 949</b>                   | <b>52 142</b>  | <b>-20,94%</b> | <b>248 406</b>                           | <b>184 793</b>   | <b>-25,61%</b> |
| <b>TOTAL</b>       | <b>365 670</b>                  | <b>336 405</b> | <b>-8,00%</b>  | <b>1 405 799</b>                         | <b>1 222 441</b> | <b>-13,04%</b> |

### LIGNES REGULIERS NAT° ET INTERNAT°

| Lignes       | Marchandises | Variation n-1 |
|--------------|--------------|---------------|
| Marseille    | 185 491      | -9,94%        |
| Nice         | 1 194        | -1,97%        |
| Toulon       | 43 956       | 13,48%        |
| Autres Corse | 27           | -             |
| Livourne     | 37 562       | -8,68%        |
| Savone       | 6 426        | 95,68%        |
| Piombino     | 0            | -100,00%      |
| Santa Teresa | 8 394        | 19,45%        |
| Porto Torres | 1 209        | 19,45%        |
| Golfo Aranci | 3            | -94,74%       |

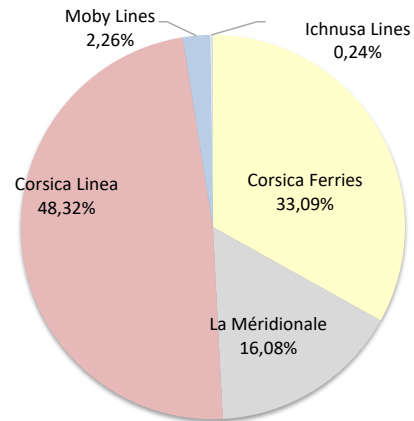
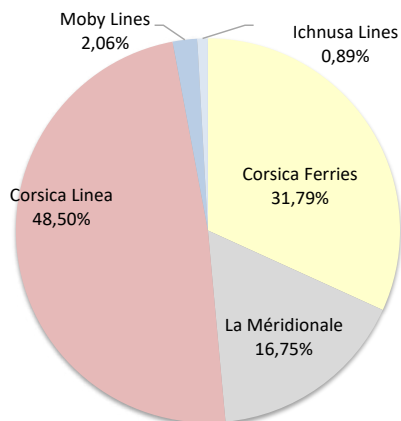
| Lignes       | Marchandises | Variation n-1 |
|--------------|--------------|---------------|
| Marseille    | 668 192      | -14,62%       |
| Nice         | 1 347        | -40,90%       |
| Toulon       | 183 627      | 9,84%         |
| Autres Corse | 53           | -             |
| Livourne     | 148 219      | -11,73%       |
| Savone       | 7 534        | 86,53%        |
| Piombino     | 0            | -100,00%      |
| Santa Teresa | 26 031       | -2,99%        |
| Porto Torres | 2 592        | -52,86%       |
| Golfo Aranci | 52           | -8,77%        |



### COMPAGNIES REGULIERS NAT° et INTERNAT°

| Compagnies      | Marchandises | Variation n-1 |
|-----------------|--------------|---------------|
| Corsica Ferries | 90 378       | 4,22%         |
| La Méridionale  | 47 611       | 13,04%        |
| Corsica Linea   | 137 880      | -15,85%       |
| Moby Lines      | 5 864        | 130,59%       |
| Ichnusa Lines   | 2 530        | -43,58%       |

| Compagnies      | Marchandises | Variation n-1 |
|-----------------|--------------|---------------|
| Corsica Ferries | 343 398      | -1,31%        |
| La Méridionale  | 166 868      | 8,92%         |
| Corsica Linea   | 501 350      | -20,35%       |
| Moby Lines      | 23 501       | 5,15%         |
| Ichnusa Lines   | 2 530        | -43,58%       |



MARCHANDISES

|                    | Marchandises du 1er au 30 avril |               |               |
|--------------------|---------------------------------|---------------|---------------|
|                    | 2022                            | 2023          | Variation     |
| Régulier National  | 78 425                          | 71 599        | -8,70%        |
| Régulier Internat° | 1 315                           | 1 209         | -8,06%        |
| <b>TOTAL</b>       | <b>79 740</b>                   | <b>72 808</b> | <b>-8,69%</b> |

|                    | Cumul Marchandises depuis le 1er Janvier |                |                |
|--------------------|--|----------------|----------------|
|                    | 2022                                     | 2023           | Variation      |
| Régulier National  | 303 982                                  | 269 485        | -11,35%        |
| Régulier Internat° | 5 498                                    | 2 730          | -50,35%        |
| <b>TOTAL</b>       | <b>309 480</b>                           | <b>272 215</b> | <b>-12,04%</b> |

|            |   |   |   |
|------------|---|---|---|
| Croisières | 0 | 0 | - |
|------------|---|---|---|

|            |   |   |   |
|------------|---|---|---|
| Croisières | 0 | 0 | - |
|------------|---|---|---|

|               |               |               |                |
|---------------|---------------|---------------|----------------|
| Hydrocarbures | 21 651        | 12 794        | -40,91%        |
| Ciment        | 3 578         | 3 111         | -13,05%        |
| <b>TOTAL</b>  | <b>25 229</b> | <b>15 905</b> | <b>-36,96%</b> |

|               |               |               |                |
|---------------|---------------|---------------|----------------|
| Hydrocarbures | 72 883        | 48 001        | -34,14%        |
| Ciment        | 14 276        | 12 486        | -12,54%        |
| <b>TOTAL</b>  | <b>87 159</b> | <b>60 487</b> | <b>-30,60%</b> |

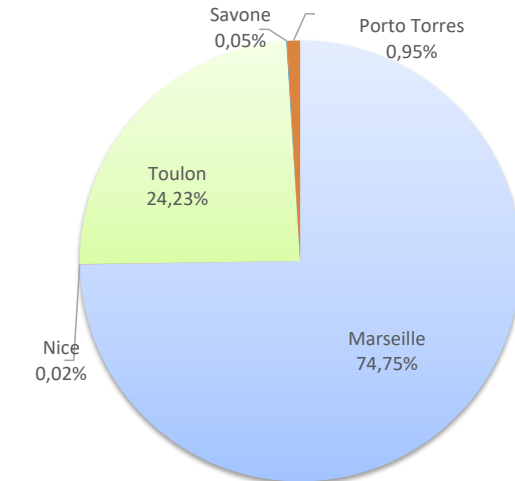
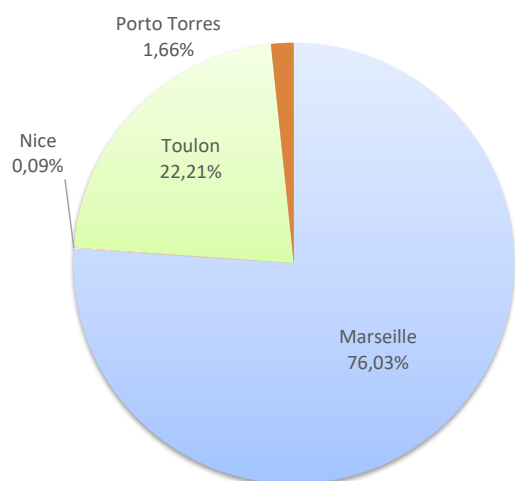
|              |                |               |                |
|--------------|----------------|---------------|----------------|
| <b>TOTAL</b> | <b>104 969</b> | <b>88 713</b> | <b>-15,49%</b> |
|--------------|----------------|---------------|----------------|

|              |                |                |                |
|--------------|----------------|----------------|----------------|
| <b>TOTAL</b> | <b>396 639</b> | <b>332 702</b> | <b>-16,12%</b> |
|--------------|----------------|----------------|----------------|

**LIGNES**  
REGULIERS NAT° ET INTERNAT°

| Lignes       | Marchandises | Variation n-1 |
|--------------|--------------|---------------|
| Marseille    | 55 358       | -15,52%       |
| Nice         | 68           | -             |
| Toulon       | 16 173       | 25,41%        |
| Autres Corse | 0            | -             |
| Savone       | 0            | -             |
| Porto Torres | 1 209        | -8,06%        |

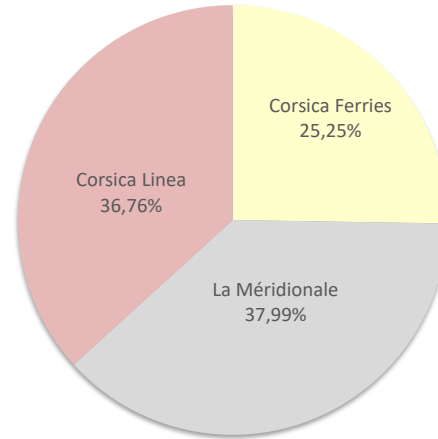
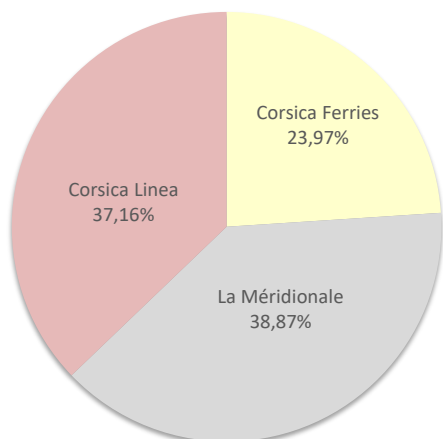
| Lignes       | Marchandises | Variation n-1 |
|--------------|--------------|---------------|
| Marseille    | 203 468      | -18,25%       |
| Nice         | 68           | -             |
| Toulon       | 65 949       | 19,73%        |
| Autres Corse | 0            | -             |
| Savone       | 138          | -             |
| Porto Torres | 2 592        | -52,86%       |



**COMPAGNIES**  
REGULIERS NAT° ET INTERNAT°

| Compagnies      | Marchandises | Variation n-1 |
|-----------------|--------------|---------------|
| Corsica Ferries | 17 450       | 22,79%        |
| La Méridionale  | 28 300       | -19,68%       |
| Corsica Linea   | 27 058       | -10,69%       |

| Compagnies      | Marchandises | Variation n-1 |
|-----------------|--------------|---------------|
| Corsica Ferries | 68 747       | 13,48%        |
| La Méridionale  | 103 415      | -18,17%       |
| Corsica Linea   | 100 053      | -18,34%       |



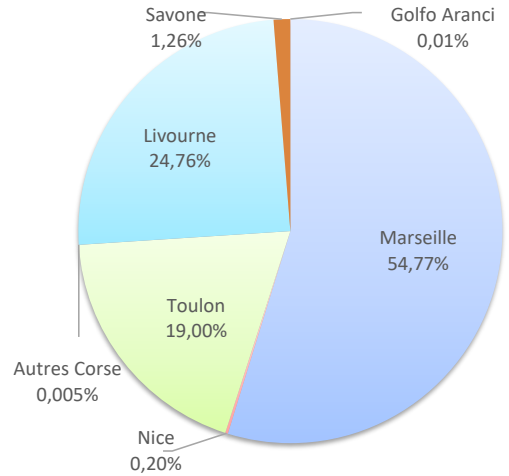
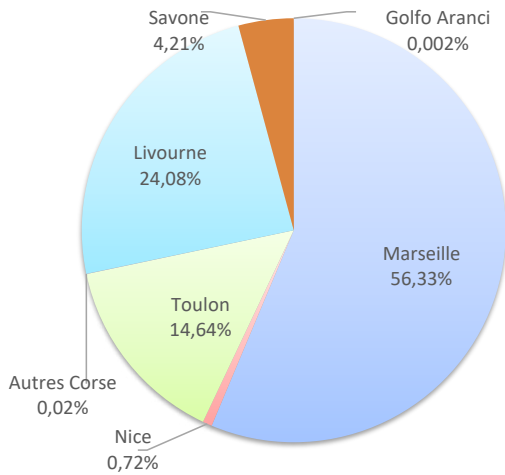
MARCHANDISES

|                    | Marchandises du 1er au 30 avril |                |                | Cumul Marchandises depuis le 1er Janvier |                |                |
|--------------------|---------------------------------|----------------|----------------|--|----------------|----------------|
|                    | 2022                            | 2023           | Variation      | 2022                                     | 2023           | Variation      |
| Régulier National  | 120 779                         | 109 474        | -9,36%         | 477 097                                  | 433 426        | -9,15%         |
| Régulier Internat° | 45 063                          | 43 195         | -4,14%         | 170 998                                  | 152 510        | -10,81%        |
| <b>TOTAL</b>       | <b>165 842</b>                  | <b>152 670</b> | <b>-7,94%</b>  | <b>648 095</b>                           | <b>585 936</b> | <b>-9,59%</b>  |
| Croisières         | 0                               | 0              | -              | 0  | 0              | -              |
| Hydrocarbures      | 33 591                          | 28 300         | -15,75%        | 124 611                                  | 88 910         | -28,65%        |
| Ciment             | 2 518                           | 2 729          | 8,38%          | 13 549                                   | 14 397         | 6,26%          |
| <b>TOTAL</b>       | <b>36 109</b>                   | <b>31 029</b>  | <b>-14,07%</b> | <b>138 160</b>                           | <b>103 307</b> | <b>-25,23%</b> |
| <b>TOTAL</b>       | <b>201 951</b>                  | <b>183 699</b> | <b>-9,04%</b>  | <b>786 255</b>                           | <b>689 243</b> | <b>-12,34%</b> |

**LIGNES**  
REGULIERS NAT° ET INTERNAT°

| Lignes       | Marchandises | Variation n-1 |
|--------------|--------------|---------------|
| Marseille    | 86 001       | -8,77%        |
| Nice         | 1 094        | -3,53%        |
| Toulon       | 22 352       | -11,92%       |
| Autres Corse | 27           | -             |
| Livourne     | 36 766       | -9,76%        |
| Savone       | 6 426        | 95,68%        |
| Piombino     | 0            | -100,00%      |
| Golfo Aranci | 3            | -94,74%       |

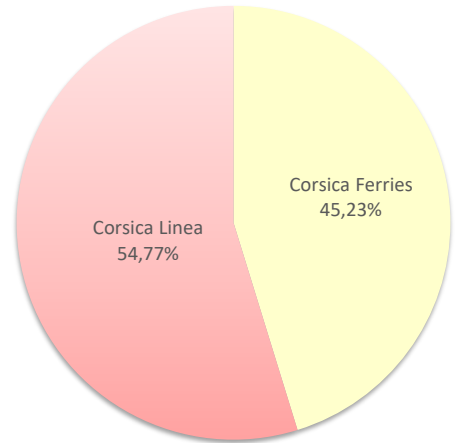
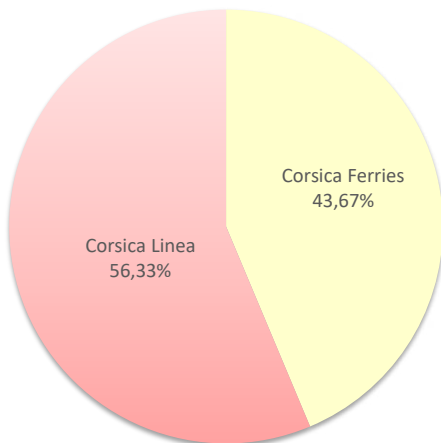
| Lignes       | Marchandises | Variation n-1 |
|--------------|--------------|---------------|
| Marseille    | 320 912      | -11,73%       |
| Nice         | 1 181        | -43,44%       |
| Toulon       | 111 306      | -0,11%        |
| Autres Corse | 27           | -             |
| Livourne     | 145 062      | -12,57%       |
| Savone       | 7 396        | 83,11%        |
| Piombino     | 0            | -100,00%      |
| Golfo Aranci | 52           | -8,77%        |



**COMPAGNIES**  
REGULIERS NAT° ET INTERNAT°

| Compagnies      | Marchandises | Variation n-1 |
|-----------------|--------------|---------------|
| Corsica Ferries | 66 669       | -6,85%        |
| Corsica Linea   | 86 001       | -8,77%        |

| Compagnies      | Marchandises | Variation n-1 |
|-----------------|--------------|---------------|
| Corsica Ferries | 265 024      | -6,85%        |
| Corsica Linea   | 320 912      | -11,73%       |



# PORT DE COMMERCE DE BONIFACIO

avril 2023

## MARCHANDISES

|                    | Marchandises du 1er au 30 avril |              |               | Cumul Marchandises depuis le 1er Janvier |               |               |
|--------------------|---------------------------------|--------------|---------------|--|---------------|---------------|
|                    | 2022                            | 2023         | Variation     | 2022                                     | 2023          | Variation     |
| Régulier National  | 0                               | 0            | -             | 0  | 0             | -             |
| Régulier Internat° | 7 027                           | 8 394        | 19,45%        | 26 834                                   | 26 031        | -2,99%        |
| <b>TOTAL</b>       | <b>7 027</b>                    | <b>8 394</b> | <b>19,45%</b> | <b>26 834</b>                            | <b>26 031</b> | <b>-2,99%</b> |
| Croisières         | 0                               | 0            | -             | 0  | 0             | -             |
| Hydrocarbures      | 0                               | 0            | -             | 0  | 0             | -             |
| Ciment             | 0                               | 0            | -             | 0  | 0             | -             |
| <b>TOTAL</b>       | <b>0</b>                        | <b>0</b>     | <b>-</b>      | <b>0</b>                                 | <b>0</b>      | <b>-</b>      |
| <b>TOTAL</b>       | <b>7 027</b>                    | <b>8 394</b> | <b>19,45%</b> | <b>26 834</b>                            | <b>26 031</b> | <b>-2,99%</b> |

### LIGNES REGULIERS NAT° ET INTERNAT°

| Lignes       | Marchandises | Variation n-1 |
|--------------|--------------|---------------|
| Santa Teresa | 8 394        | 19,45%        |

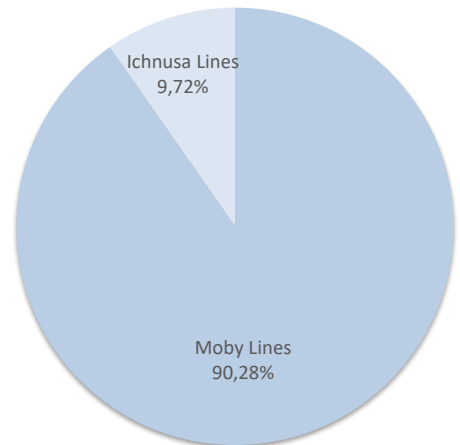
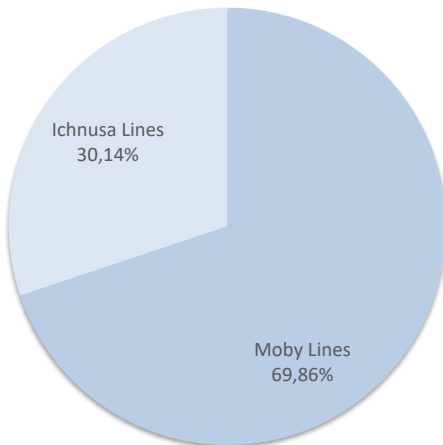
| Lignes       | Marchandises | Variation n-1 |
|--------------|--------------|---------------|
| Santa Teresa | 26 031       | -2,99%        |



### COMPAGNIES REGULIERS NAT° ET INTERNAT°

| Compagnies    | Marchandises | Variation n-1 |
|---------------|--------------|---------------|
| Moby Lines    | 5 864        | 130,59%       |
| Ichnusa Lines | 2 530        | -43,58%       |

| Compagnies    | Marchandises | Variation n-1 |
|---------------|--------------|---------------|
| Moby Lines    | 23 501       | 5,15%         |
| Ichnusa Lines | 2 530        | -43,58%       |



# PORT DE COMMERCE DE L'ILE-ROUSSE

avril 2023

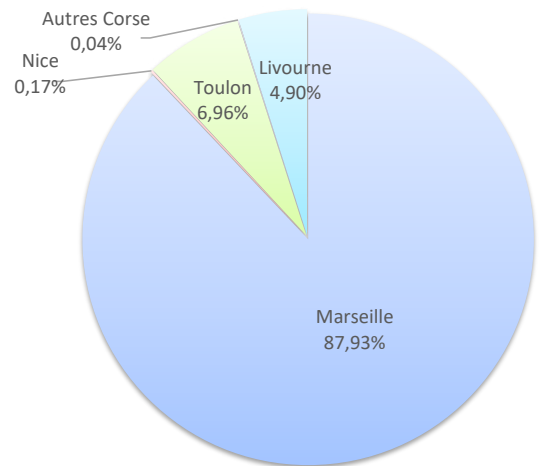
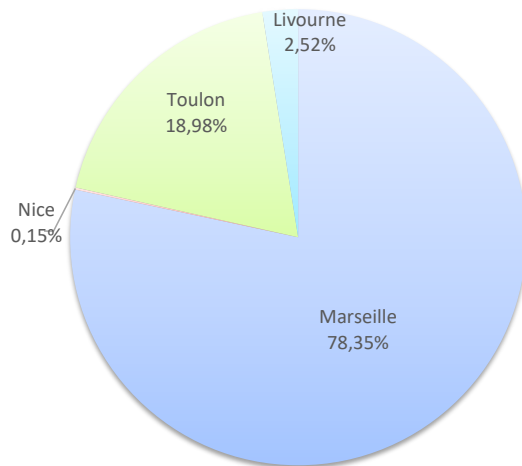
## MARCHANDISES

|                    | Marchandises du 1er au 30 avril |               |               | Cumul Marchandises depuis le 1er Janvier |               |               |
|--------------------|---------------------------------|---------------|---------------|--|---------------|---------------|
|                    | 2022                            | 2023          | Variation     | 2022                                     | 2023          | Variation     |
| Régulier National  | 14 856                          | 20 810        | 40,08%        | 51 778                                   | 56 277        | 8,69%         |
| Régulier Internat° | 387                             | 537           | 38,76%        | 1 998                                    | 2 898         | 45,05%        |
| <b>TOTAL</b>       | <b>15 243</b>                   | <b>21 347</b> | <b>40,04%</b> | <b>53 776</b>                            | <b>59 175</b> | <b>10,04%</b> |
| dont MD            | 796                             | 411           | -48,37%       | 3839                                     | 2250          | -41,39%       |
| Croisières         | 0                               | 0             | -             | 0  | 0             | -             |
| Hydrocarbures      | 0                               | 0             | -             | 0  | 0             | -             |
| Ciment             | 1 999                           | 2 203         | 10,21%        | 8 419                                    | 9 160         | 8,80%         |
| <b>TOTAL</b>       | <b>1 999</b>                    | <b>2 203</b>  | <b>10,21%</b> | <b>8 419</b>                             | <b>9 160</b>  | <b>8,80%</b>  |
| <b>TOTAL</b>       | <b>17 242</b>                   | <b>23 550</b> | <b>36,59%</b> | <b>62 195</b>                            | <b>68 335</b> | <b>9,87%</b>  |

### LIGNES REGULIERS NAT° ET INTERNAT°

| Lignes       | Marchandises | Variation n-1 |
|--------------|--------------|---------------|
| Marseille    | 16 726       | 14,48%        |
| Nice         | 32           | -61,90%       |
| Toulon       | 4 052        | 2416,77%      |
| Autres Corse | 0            | -             |
| Livourne     | 537          | 38,76%        |

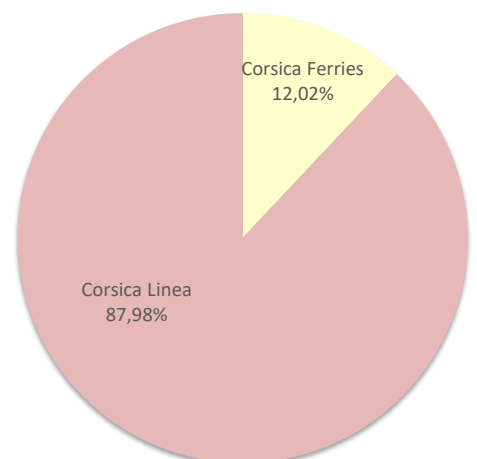
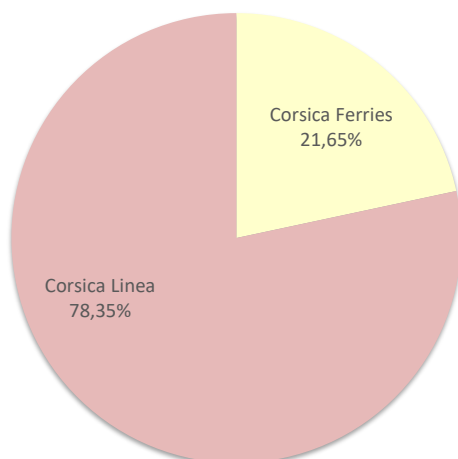
| Lignes       | Marchandises | Variation n-1 |
|--------------|--------------|---------------|
| Marseille    | 52 034       | 1,18%         |
| Nice         | 98           | -48,69%       |
| Toulon       | 4 118        | 2457,95%      |
| Autres Corse | 26           | -             |
| Livourne     | 2 898        | 45,05%        |



### COMPAGNIES REGULIERS NAT° ET INTERNAT°

| Compagnies      | Marchandises | Variation n-1 |
|-----------------|--------------|---------------|
| Corsica Ferries | 4 621        | 631,17%       |
| Corsica Linea   | 16 726       | 14,48%        |

| Compagnies      | Marchandises | Variation n-1 |
|-----------------|--------------|---------------|
| Corsica Ferries | 7 114        | 202,74%       |
| Corsica Linea   | 52 060       | 1,23%         |



# PORT DE COMMERCE DE PORTO-VECCHIO

avril 2023

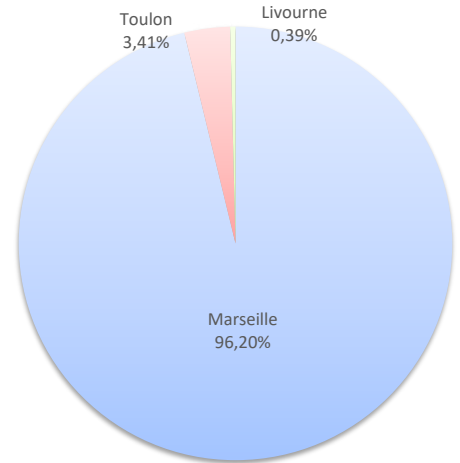
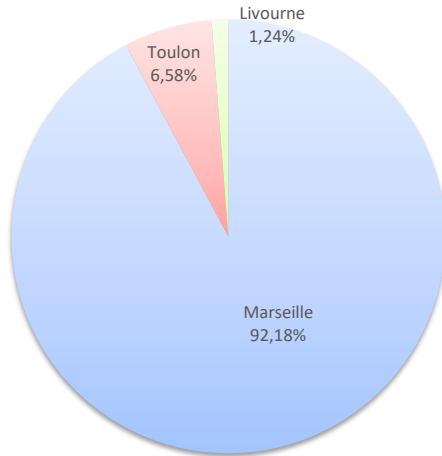
## MARCHANDISES

|                    | Marchandises du 1er au 30 avril |               |                | Cumul Marchandises depuis le 1er Janvier |               |                |
|--------------------|---------------------------------|---------------|----------------|--|---------------|----------------|
|                    | 2022                            | 2023          | Variation      | 2022                                     | 2023          | Variation      |
| Régulier National  | 24 984                          | 20 690        | -17,19%        | 92 386                                   | 65 894        | -28,68%        |
| Régulier Internat° | 0                               | 259           | -              | 0  | 259           | -              |
| <b>TOTAL</b>       | <b>24 984</b>                   | <b>20 949</b> | <b>-16,15%</b> | <b>92 386</b>                            | <b>66 153</b> | <b>-28,39%</b> |
| Croisières         | 0                               | 0             | -              | 0  | 0             | -              |
| Hydrocarbures      | 0                               | 0             | -              | 0  | 0             | -              |
| Ciment             | 2 612                           | 3 005         | 15,05%         | 11 590                                   | 10 543        | -9,03%         |
| <b>TOTAL</b>       | <b>2 612</b>                    | <b>3 005</b>  | <b>15,05%</b>  | <b>11 590</b>                            | <b>10 543</b> | <b>-9,03%</b>  |
| <b>TOTAL</b>       | <b>27 596</b>                   | <b>23 954</b> | <b>-13,20%</b> | <b>103 976</b>                           | <b>76 696</b> | <b>-26,24%</b> |

### LIGNES REGULIERS NAT° ET INTERNAT°

| Lignes    | Marchandises | Variation n-1 |
|-----------|--------------|---------------|
| Marseille | 19 311       | -21,76%       |
| Toulon    | 1 379        | 356,62%       |
| Livourne  | 259          | -             |

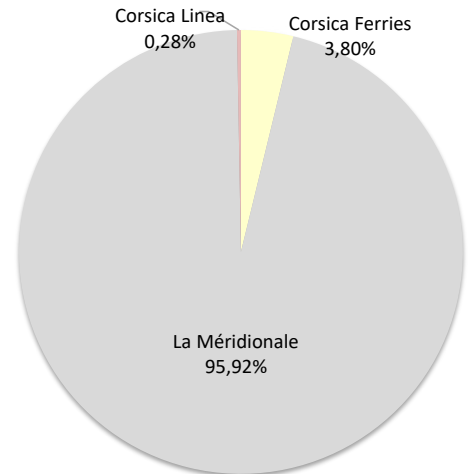
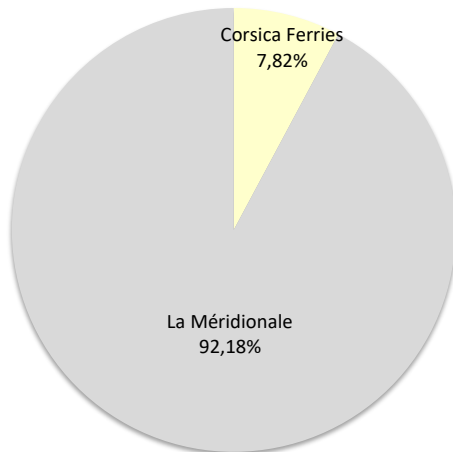
| Lignes    | Marchandises | Variation n-1 |
|-----------|--------------|---------------|
| Marseille | 63 640       | -30,75%       |
| Toulon    | 2 254        | 357,20%       |
| Livourne  | 259          | -             |



### COMPAGNIES REGULIERS NAT° ET INTERNAT°

| Compagnies      | Marchandises | Variation n-1 |
|-----------------|--------------|---------------|
| Corsica Ferries | 1 638        | 442,38%       |
| La Méridionale  | 19 311       | -             |
| Corsica Linea   | 0            | -100,00%      |

| Compagnies      | Marchandises | Variation n-1 |
|-----------------|--------------|---------------|
| Corsica Ferries | 2 513        | 409,74%       |
| La Méridionale  | 63 453       | -             |
| Corsica Linea   | 187          | -99,80%       |





PORT DE COMMERCE DE PROPRIANO


avril 2023

MARCHANDISES

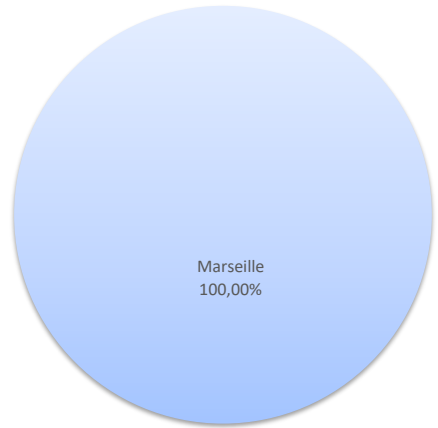
|                        | Marchandises du 1er au 30 avril |              |               | Cumul Marchandises depuis le 1er Janvier |               |                |
|------------------------|---------------------------------|--------------|---------------|--|---------------|----------------|
|                        | 2022                            | 2023         | Variation     | 2022                                     | 2023          | Variation      |
| Régulier National      | 6 885                           | 8 095        | 17,57%        | 26 822                                   | 28 138        | 4,91%          |
| Régulier Internat°     | 0                               | 0            | -             | 0  | 0             | -              |
| <b>TOTAL</b>           | <b>6 885</b>                    | <b>8 095</b> | <b>17,57%</b> | <b>26 822</b>                            | <b>28 138</b> | <b>4,91%</b>   |
| Croisières             | 0                               | 0            | -             | 0  | 0             | -              |
| Hydrocarbures (Bitume) | 0                               | 0            | -             | 3 078                                    | 1 296         | -57,89%        |
| Ciment                 | 0                               | 0            | -             | 0  | 0             | -              |
| <b>TOTAL</b>           | <b>0</b>                        | <b>0</b>     | <b>-</b>      | <b>3 078</b>                             | <b>1 296</b>  | <b>-57,89%</b> |
| <b>TOTAL</b>           | <b>6 885</b>                    | <b>8 095</b> | <b>17,57%</b> | <b>29 900</b>                            | <b>29 434</b> | <b>-1,56%</b>  |

**LIGNES**  
 REGULIERS NAT° ET INTERNAT°

| Lignes    | Marchandises | Variation n-1 |
|-----------|--------------|---------------|
| Marseille | 8 095        | 17,57%        |

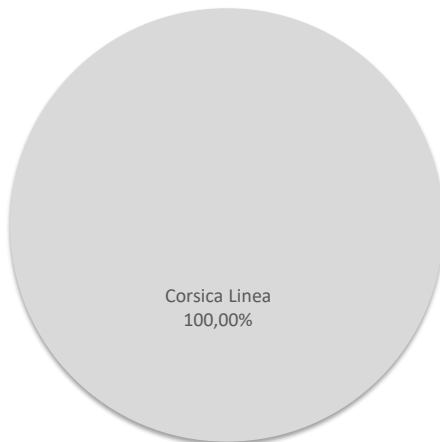


| Lignes    | Marchandises | Variation n-1 |
|-----------|--------------|---------------|
| Marseille | 28 138       | 4,91%         |



**COMPAGNIES**  
 REGULIERS NAT° ET INTERNAT°

| Compagnies     | Marchandises | Variation n-1 |
|----------------|--------------|---------------|
| La Méridionale | 0            | -100,00%      |
| Corsica Linea  | 8 095        | -             |



| Compagnies     | Marchandises | Variation n-1 |
|----------------|--------------|---------------|
| La Méridionale | 0            | -100,00%      |
| Corsica Linea  | 28 138       | -             |

