

Ports de Commerce de Corse
Porti di Commerciù di Corsica

Mensuel
U Misincu

Marchandises 2023
Marcanzzii 2023

avril 2023
aprile 2023

PORTS DE COMMERCE DE CORSE

avril 2023

MARCHANDISES GLOBAL

| TOTAL PORTS |
|------------------------|
| Régulier National |
| Régulier International |
| TOTAL |
| Hydrocarbures |
| Ciment |
| TOTAL |
| TOTAL |

| Marchandises du 1er au 30 avril | | |
|---------------------------------|----------------|----------------|
| 2022 | 2023 | Variation |
| 245 929 | 230 668 | -6,21% |
| 53 792 | 53 594 | -0,37% |
| 299 721 | 284 263 | -5,16% |
| 55 242 | 41 094 | -25,61% |
| 10 707 | 11 048 | 3,18% |
| 65 949 | 52 142 | -20,94% |
| 365 670 | 336 405 | -8,00% |

| Cumul Marchandises depuis le 1er Janvier | | |
|--|------------------|----------------|
| 2022 | 2023 | Variation |
| 952 065 | 853 220 | -10,38% |
| 205 328 | 184 428 | -10,18% |
| 1 157 393 | 1 037 648 | -10,35% |
| 200 572 | 138 207 | -31,09% |
| 47 834 | 46 586 | -2,61% |
| 248 406 | 184 793 | -25,61% |
| 1 405 799 | 1 222 441 | -13,04% |

| AJACCIO |
|------------------------|
| Régulier National |
| Régulier International |
| TOTAL |
| Hydrocarbures |
| Ciment |
| TOTAL |
| TOTAL |

| Marchandises du 1er au 30 avril | | |
|---------------------------------|---------------|----------------|
| 2022 | 2023 | Variation |
| 78 425 | 71 599 | -8,70% |
| 1 315 | 1 209 | -8,06% |
| 79 740 | 72 808 | -8,69% |
| 21 651 | 12 794 | -40,91% |
| 3 578 | 3 111 | -13,05% |
| 25 229 | 15 905 | -36,96% |
| 104 969 | 88 713 | -15,49% |

| Cumul Marchandises depuis le 1er Janvier | | |
|--|----------------|----------------|
| 2022 | 2023 | Variation |
| 303 982 | 269 485 | -11,35% |
| 5 498 | 2 730 | -50,35% |
| 309 480 | 272 215 | -12,04% |
| 72 883 | 48 001 | -34,14% |
| 14 276 | 12 486 | -12,54% |
| 87 159 | 60 487 | -30,60% |
| 396 639 | 332 702 | -16,12% |

| BASTIA |
|------------------------|
| Régulier National |
| Régulier International |
| TOTAL |
| Hydrocarbures |
| Ciment |
| TOTAL |
| TOTAL |

| Marchandises du 1er au 30 avril | | |
|---------------------------------|----------------|----------------|
| 2022 | 2023 | Variation |
| 120 779 | 109 474 | -9,36% |
| 45 063 | 43 195 | -4,14% |
| 165 842 | 152 670 | -7,94% |
| 33 591 | 28 300 | -15,75% |
| 2 518 | 2 729 | 8,38% |
| 36 109 | 31 029 | -14,07% |
| 201 951 | 183 699 | -9,04% |

| Cumul Marchandises depuis le 1er Janvier | | |
|--|----------------|----------------|
| 2022 | 2023 | Variation |
| 477 097 | 433 426 | -9,15% |
| 170 998 | 152 510 | -10,81% |
| 648 095 | 585 936 | -9,59% |
| 124 611 | 88 910 | -28,65% |
| 13 549 | 14 397 | 6,26% |
| 138 160 | 103 307 | -25,23% |
| 786 255 | 689 243 | -12,34% |

| BONIFACIO |
|------------------------|
| Régulier National |
| Régulier International |
| TOTAL |
| Hydrocarbures |
| Ciment |
| TOTAL |
| TOTAL |

| Marchandises du 1er au 30 avril | | |
|---------------------------------|--------------|---------------|
| 2022 | 2023 | Variation |
| 0 | 0 | - |
| 7 027 | 8 394 | 19,45% |
| 7 027 | 8 394 | 19,45% |
| 0 | 0 | - |
| 0 | 0 | - |
| 0 | 0 | - |
| 7 027 | 8 394 | 19,45% |

| Cumul Marchandises depuis le 1er Janvier | | |
|--|---------------|---------------|
| 2022 | 2023 | Variation |
| 0 | 0 | - |
| 26 834 | 26 031 | -2,99% |
| 26 834 | 26 031 | -2,99% |
| 0 | 0 | - |
| 0 | 0 | - |
| 0 | 0 | - |
| 26 834 | 26 031 | -2,99% |

| L'ILE-ROUSSE |
|------------------------|
| Régulier National |
| Régulier International |
| TOTAL |
| Hydrocarbures |
| Ciment |
| TOTAL |
| TOTAL |

| Marchandises du 1er au 30 avril | | |
|---------------------------------|---------------|---------------|
| 2022 | 2023 | Variation |
| 14 856 | 20 810 | 40,08% |
| 387 | 537 | 38,76% |
| 15 243 | 21 347 | 40,04% |
| 0 | 0 | - |
| 1 999 | 2 203 | 10,21% |
| 1 999 | 2 203 | 10,21% |
| 17 242 | 23 550 | 36,59% |

| Cumul Marchandises depuis le 1er Janvier | | |
|--|---------------|---------------|
| 2022 | 2023 | Variation |
| 51 778 | 56 277 | 8,69% |
| 1 998 | 2 898 | 45,05% |
| 53 776 | 59 175 | 10,04% |
| 0 | 0 | - |
| 8 419 | 9 160 | 8,80% |
| 8 419 | 9 160 | 8,80% |
| 62 195 | 68 335 | 9,87% |

| PORTO-VECCHIO |
|------------------------|
| Régulier National |
| Régulier International |
| TOTAL |
| Hydrocarbures |
| Ciment |
| TOTAL |
| TOTAL |

| Marchandises du 1er au 30 avril | | |
|---------------------------------|---------------|----------------|
| 2022 | 2023 | Variation |
| 24 984 | 20 690 | -17,19% |
| 0 | 259 | - |
| 24 984 | 20 949 | -16,15% |
| 0 | 0 | - |
| 2 612 | 3 005 | 15,05% |
| 2 612 | 3 005 | 15,05% |
| 27 596 | 23 954 | -13,20% |

| Cumul Marchandises depuis le 1er Janvier | | |
|--|---------------|----------------|
| 2022 | 2023 | Variation |
| 92 386 | 65 894 | -28,68% |
| 0 | 259 | - |
| 92 386 | 66 153 | -28,39% |
| 0 | 0 | - |
| 11 590 | 10 543 | -9,03% |
| 11 590 | 10 543 | -9,03% |
| 103 976 | 76 696 | -26,24% |

| PROPRIANO |
|------------------------|
| Régulier National |
| Régulier International |
| TOTAL |
| Hydrocarbures |
| Ciment |
| TOTAL |
| TOTAL |

| Marchandises du 1er au 30 avril | | |
|---------------------------------|--------------|---------------|
| 2022 | 2023 | Variation |
| 6 885 | 8 095 | 17,57% |
| 0 | 0 | - |
| 6 885 | 8 095 | 17,57% |
| 0 | 0 | - |
| 0 | 0 | - |
| 0 | 0 | - |
| 6 885 | 8 095 | 17,57% |

| Cumul Marchandises depuis le 1er Janvier | | |
|--|---------------|----------------|
| 2022 | 2023 | Variation |
| 26 822 | 28 138 | 4,91% |
| 0 | 0 | - |
| 26 822 | 28 138 | 4,91% |
| 3 078 | 1 296 | -57,89% |
| 0 | 0 | - |
| 3 078 | 1 296 | -57,89% |
| 29 900 | 29 434 | -1,56% |

PORTS DE COMMERCE DE CORSE

avril 2023

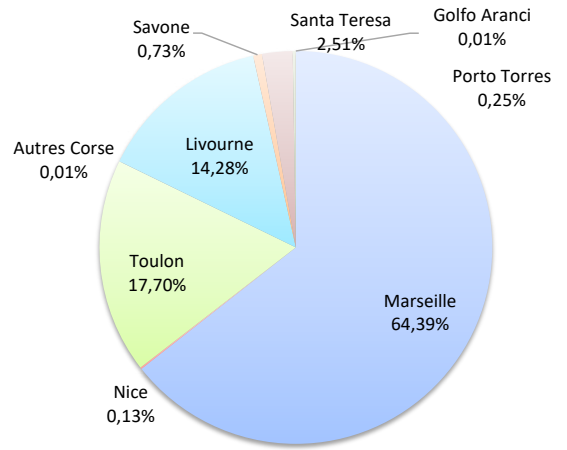
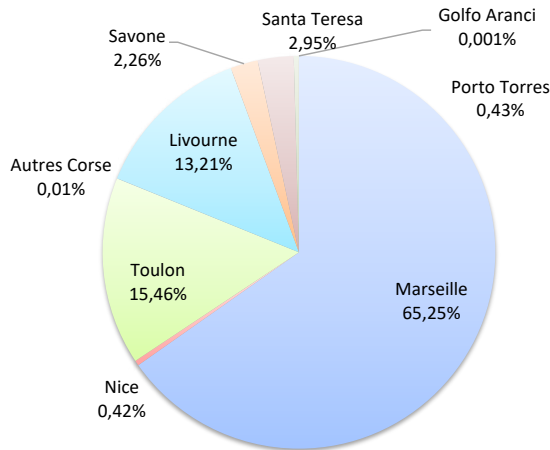
MARCHANDISES

| | Marchandises du 1er au 30 avril | | | Cumul Marchandises depuis le 1er Janvier | | |
|--------------------|---------------------------------|----------------|----------------|--|------------------|----------------|
| | 2022 | 2023 | Variation | 2022 | 2023 | Variation |
| Régulier National | 245 929 | 230 668 | -6,21% | 952 065 | 853 220 | -10,38% |
| Régulier Internat° | 53 792 | 53 594 | -0,37% | 205 328 | 184 428 | -10,18% |
| TOTAL | 299 721 | 284 263 | -5,16% | 1 157 393 | 1 037 648 | -10,35% |
| Croisières | 0 | 0 | - | 0 | 0 | - |
| Hydrocarbures | 55 242 | 41 094 | -25,61% | 200 572 | 138 207 | -31,09% |
| Ciment | 10 707 | 11 048 | 3,18% | 47 834 | 46 586 | -2,61% |
| TOTAL | 65 949 | 52 142 | -20,94% | 248 406 | 184 793 | -25,61% |
| TOTAL | 365 670 | 336 405 | -8,00% | 1 405 799 | 1 222 441 | -13,04% |

LIGNES REGULIERS NAT° ET INTERNAT°

| Lignes | Marchandises | Variation n-1 |
|--------------|--------------|---------------|
| Marseille | 185 491 | -9,94% |
| Nice | 1 194 | -1,97% |
| Toulon | 43 956 | 13,48% |
| Autres Corse | 27 | - |
| Livourne | 37 562 | -8,68% |
| Savone | 6 426 | 95,68% |
| Piombino | 0 | -100,00% |
| Santa Teresa | 8 394 | 19,45% |
| Porto Torres | 1 209 | 19,45% |
| Golfo Aranci | 3 | -94,74% |

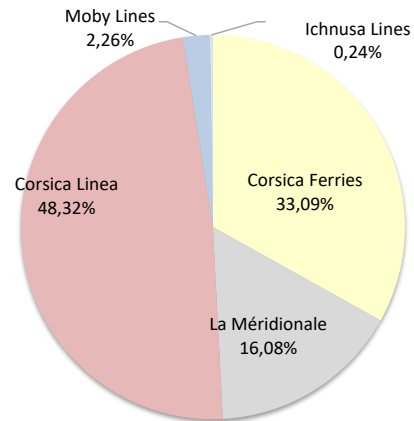
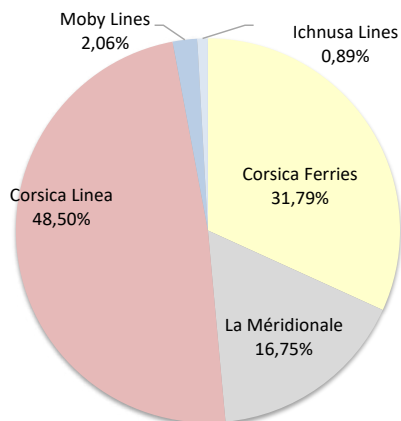
| Lignes | Marchandises | Variation n-1 |
|--------------|--------------|---------------|
| Marseille | 668 192 | -14,62% |
| Nice | 1 347 | -40,90% |
| Toulon | 183 627 | 9,84% |
| Autres Corse | 53 | - |
| Livourne | 148 219 | -11,73% |
| Savone | 7 534 | 86,53% |
| Piombino | 0 | -100,00% |
| Santa Teresa | 26 031 | -2,99% |
| Porto Torres | 2 592 | -52,86% |
| Golfo Aranci | 52 | -8,77% |



COMPAGNIES REGULIERS NAT° et INTERNAT°

| Compagnies | Marchandises | Variation n-1 |
|-----------------|--------------|---------------|
| Corsica Ferries | 90 378 | 4,22% |
| La Méridionale | 47 611 | 13,04% |
| Corsica Linea | 137 880 | -15,85% |
| Moby Lines | 5 864 | 130,59% |
| Ichnusa Lines | 2 530 | -43,58% |

| Compagnies | Marchandises | Variation n-1 |
|-----------------|--------------|---------------|
| Corsica Ferries | 343 398 | -1,31% |
| La Méridionale | 166 868 | 8,92% |
| Corsica Linea | 501 350 | -20,35% |
| Moby Lines | 23 501 | 5,15% |
| Ichnusa Lines | 2 530 | -43,58% |



PORTS DE COMMERCE DE CORSE

avril 2023

MARCHANDISES PAR LIGNE

| | | | | | | | | |
|---------------------------------|---------------------------------|----------------|----------------|------------------|---------------------|----------------------|------------------|----------------|
| MENSUEL | National | Ajaccio | Bastia | Bonifacio | L'ile-Rousse | Porto-Vecchio | Propriano | Total |
| | Marseille | 55 358 | 86 001 | 0 | 16 726 | 19 311 | 8 095 | 185 491 |
| | Nice | 68 | 1 094 | 0 | 32 | 0 | 0 | 1 194 |
| | Toulon | 16 173 | 22 352 | 0 | 4 052 | 1 379 | 0 | 43 956 |
| | Autres Corse | 0 | 27 | 0 | 0 | 0 | 0 | 27 |
| | Total | 71 599 | 109 474 | 0 | 20 810 | 20 690 | 8 095 | 230 668 |
| | <i>Variation Volume / (n-1)</i> | <i>-6 826</i> | <i>-11 305</i> | <i>0</i> | <i>5 954</i> | <i>-4 294</i> | <i>1 210</i> | <i>-15 261</i> |
| | <i>Variation % / (n-1)</i> | <i>-8,70%</i> | <i>-9,36%</i> | <i>-</i> | <i>40,08%</i> | <i>-17,19%</i> | <i>17,57%</i> | <i>-6,21%</i> |
| | International | Ajaccio | Bastia | Bonifacio | L'ile-Rousse | Porto-Vecchio | Propriano | Total |
| | Livourne | 0 | 36 766 | 0 | 537 | 259 | 0 | 37 562 |
| | Savone | 0 | 6 426 | 0 | 0 | 0 | 0 | 6 426 |
| | Piombino | 0 | 0 | 0 | 0 | 0 | 0 | 0 |
| | Santa Teresa | 0 | 0 | 8 394 | 0 | 0 | 0 | 8 394 |
| Porto Torres | 1 209 | 0 | 0 | 0 | 0 | 0 | 1 209 | |
| Golfo Aranci | 0 | 3 | 0 | 0 | 0 | 0 | 3 | |
| Total | 1 209 | 43 195 | 8 394 | 537 | 259 | 0 | 53 594 | |
| <i>Variation Volume / (n-1)</i> | <i>-106</i> | <i>-1 868</i> | <i>1 367</i> | <i>150</i> | <i>259</i> | <i>0</i> | <i>-198</i> | |
| <i>Variation % / (n-1)</i> | <i>-8,06%</i> | <i>-4,14%</i> | <i>19,45%</i> | <i>38,76%</i> | <i>-</i> | <i>-</i> | <i>-0,37%</i> | |
| Total | 72 808 | 152 670 | 8 394 | 21 347 | 20 949 | 8 095 | 284 263 | |
| <i>Variation Volume / (n-1)</i> | <i>-6 932</i> | <i>-13 172</i> | <i>1 367</i> | <i>6 104</i> | <i>-4 035</i> | <i>1 210</i> | <i>-15 458</i> | |
| <i>Variation % / (n-1)</i> | <i>-8,69%</i> | <i>-7,94%</i> | <i>19,45%</i> | <i>40,04%</i> | <i>-16,15%</i> | <i>17,57%</i> | <i>-5,16%</i> | |

| | | | | | | | | |
|------------------------------------|---------------------------------|----------------|----------------|------------------|---------------------|----------------------|------------------|----------------|
| Cumul depuis le 1er janvier | National | Ajaccio | Bastia | Bonifacio | L'ile-Rousse | Porto-Vecchio | Propriano | Total |
| | Marseille | 203 468 | 320 912 | 0 | 52 034 | 63 640 | 28 138 | 668 192 |
| | Nice | 68 | 1 181 | 0 | 98 | 0 | 0 | 1 347 |
| | Toulon | 65 949 | 111 306 | 0 | 4 118 | 2 254 | 0 | 183 627 |
| | Autres Corse | 0 | 27 | 0 | 26 | 0 | 0 | 53 |
| | Total | 269 485 | 433 426 | 0 | 56 277 | 65 894 | 28 138 | 853 220 |
| | <i>Variation Volume / (n-1)</i> | <i>-34 497</i> | <i>-43 671</i> | <i>0</i> | <i>4 499</i> | <i>-26 492</i> | <i>1 316</i> | <i>-98 845</i> |
| | <i>Variation % / (n-1)</i> | <i>-11,35%</i> | <i>-9,15%</i> | <i>-</i> | <i>8,69%</i> | <i>-28,68%</i> | <i>4,91%</i> | <i>-10,38%</i> |
| | International | Ajaccio | Bastia | Bonifacio | L'ile-Rousse | Porto-Vecchio | Propriano | Total |
| | Livourne | 0 | 145 062 | 0 | 2 898 | 259 | 0 | 148 219 |
| | Savone | 138 | 7 396 | 0 | 0 | 0 | 0 | 7 534 |
| | Piombino | 0 | 0 | 0 | 0 | 0 | 0 | 0 |
| | Santa Teresa | 0 | 0 | 26 031 | 0 | 0 | 0 | 26 031 |
| Porto Torres | 2 592 | 0 | 0 | 0 | 0 | 0 | 2 592 | |
| Golfo Aranci | 0 | 52 | 0 | 0 | 0 | 0 | 52 | |
| Total | 2 730 | 152 510 | 26 031 | 2 898 | 259 | 0 | 184 428 | |
| <i>Variation Volume / (n-1)</i> | <i>-2 768</i> | <i>-18 488</i> | <i>-803</i> | <i>900</i> | <i>259</i> | <i>0</i> | <i>-20 900</i> | |
| <i>Variation % / (n-1)</i> | <i>-50,35%</i> | <i>-10,81%</i> | <i>-2,99%</i> | <i>45,05%</i> | <i>-</i> | <i>-</i> | <i>-10,18%</i> | |
| Total | 272 215 | 585 936 | 26 031 | 59 175 | 66 153 | 28 138 | 1 037 648 | |
| <i>Variation Volume / (n-1)</i> | <i>-37 265</i> | <i>-62 159</i> | <i>-803</i> | <i>5 399</i> | <i>-26 233</i> | <i>1 316</i> | <i>-119 745</i> | |
| <i>Variation % / (n-1)</i> | <i>-12,04%</i> | <i>-9,59%</i> | <i>-2,99%</i> | <i>10,04%</i> | <i>-28,39%</i> | <i>4,91%</i> | <i>-10,35%</i> | |

| | | | | | | | | |
|---------------------------------|---------------------------------|----------------|----------------|------------------|---------------------|----------------------|------------------|----------------|
| Vrac | MENSUEL | Ajaccio | Bastia | Bonifacio | L'ile-Rousse | Porto-Vecchio | Propriano | Total |
| | Hydrocarbures | 12 794 | 28 300 | 0 | 0 | 0 | 0 | 41 094 |
| | Ciment | 3 111 | 2 729 | 0 | 2 203 | 3 005 | 0 | 11 048 |
| | Total | 15 905 | 31 029 | 0 | 2 203 | 3 005 | 0 | 52 142 |
| | <i>Variation Volume / (n-1)</i> | <i>-9 324</i> | <i>-5 080</i> | <i>0</i> | <i>204</i> | <i>393</i> | <i>0</i> | <i>-13 807</i> |
| | <i>Variation % / (n-1)</i> | <i>-36,96%</i> | <i>-14,07%</i> | <i>-</i> | <i>10,21%</i> | <i>15,05%</i> | <i>-</i> | <i>-20,94%</i> |
| | CUMUL | Ajaccio | Bastia | Bonifacio | L'ile-Rousse | Porto-Vecchio | Propriano | Total |
| | Hydrocarbures | 48 001 | 88 910 | 0 | 0 | 0 | 1 296 | 138 207 |
| | Ciment | 12 486 | 14 397 | 0 | 9 160 | 10 543 | 0 | 46 586 |
| | Total | 60 487 | 103 307 | 0 | 9 160 | 10 543 | 1 296 | 184 793 |
| <i>Variation Volume / (n-1)</i> | <i>-26 672</i> | <i>-34 853</i> | <i>0</i> | <i>741</i> | <i>-1 047</i> | <i>-1 782</i> | <i>-63 613</i> | |
| <i>Variation % / (n-1)</i> | <i>-30,60%</i> | <i>-25,23%</i> | <i>-</i> | <i>8,80%</i> | <i>-9,03%</i> | <i>-57,89%</i> | <i>-25,61%</i> | |

MARCHANDISES PAR COMPAGNIE

MENSUEL

| National | Ajaccio | Bastia | Bonifacio | L'Ile-Rousse | Porto-Vecchio | Propriano | Total | Variation/V | Variation/% |
|--------------------------------|---------------|----------------|---------------|---------------|----------------|---------------|----------------|----------------|---------------|
| Corsica Ferries | 16 241 | 23 473 | 0 | 4 084 | 1 379 | 0 | 45 177 | 5 223 | 13,07% |
| La Méridionale | 28 300 | 0 | 0 | 0 | 19 311 | 0 | 47 611 | 5 493 | 13,04% |
| Corsica Linea | 27 058 | 86 001 | 0 | 16 726 | 0 | 8 095 | 137 880 | -25 977 | -15,85% |
| Total | 71 599 | 109 474 | 0 | 20 810 | 20 690 | 8 095 | 230 668 | -15 261 | -6,21% |
| <i>Variation Volume /(n-1)</i> | <i>-6 826</i> | <i>-11 305</i> | <i>0</i> | <i>5 954</i> | <i>-4 294</i> | <i>1 210</i> | <i>-15 261</i> | | |
| <i>Variation % / (n-1)</i> | <i>-8,70%</i> | <i>-9,36%</i> | <i>-</i> | <i>40,08%</i> | <i>-17,19%</i> | <i>17,57%</i> | <i>-6,21%</i> | | |
| International | Ajaccio | Bastia | Bonifacio | L'Ile-Rousse | Porto-Vecchio | Propriano | Total | Variation/V | Variation/% |
| Corsica Ferries | 1 209 | 43 195 | 0 | 537 | 259 | 0 | 45 200 | -1 565 | -3,35% |
| Moby Lines | 0 | 0 | 5 864 | 0 | 0 | 0 | 5 864 | 3 321 | 130,59% |
| Ichnusa Lines | 0 | 0 | 2 530 | 0 | 0 | 0 | 2 530 | -1 954 | -43,58% |
| Total | 1 209 | 43 195 | 8 394 | 537 | 259 | 0 | 53 594 | -198 | -0,37% |
| <i>Variation Volume /(n-1)</i> | <i>-106</i> | <i>-1 868</i> | <i>1 367</i> | <i>150</i> | <i>259</i> | <i>0</i> | <i>-198</i> | | |
| <i>Variation % / (n-1)</i> | <i>-8,06%</i> | <i>-4,14%</i> | <i>19,45%</i> | <i>38,76%</i> | <i>-</i> | <i>-</i> | <i>-0,37%</i> | | |
| Total | Ajaccio | Bastia | Bonifacio | L'Ile-Rousse | Porto-Vecchio | Propriano | Total | Variation/V | Variation/% |
| Corsica Ferries | 17 450 | 66 669 | 0 | 4 621 | 1 638 | 0 | 90 378 | 3 659 | 4,22% |
| La Méridionale | 28 300 | 0 | 0 | 0 | 19 311 | 0 | 47 611 | 5 493 | 13,04% |
| Corsica Linea | 27 058 | 86 001 | 0 | 16 726 | 0 | 8 095 | 137 880 | -25 977 | -15,85% |
| Moby Lines | 0 | 0 | 5 864 | 0 | 0 | 0 | 5 864 | 3 321 | 130,59% |
| Ichnusa Lines | 0 | 0 | 2 530 | 0 | 0 | 0 | 2 530 | -1 954 | -43,58% |
| Total | 72 808 | 152 670 | 8 394 | 21 347 | 20 949 | 8 095 | 284 263 | -15 458 | -5,16% |
| <i>Variation Volume /(n-1)</i> | <i>-6 932</i> | <i>-13 172</i> | <i>1 367</i> | <i>6 104</i> | <i>-4 035</i> | <i>1 210</i> | <i>-15 458</i> | | |
| <i>Variation % / (n-1)</i> | <i>-8,69%</i> | <i>-7,94%</i> | <i>19,45%</i> | <i>40,04%</i> | <i>-16,15%</i> | <i>17,57%</i> | <i>-5,16%</i> | | |

Cumul depuis le 1er janvier

| National | Ajaccio | Bastia | Bonifacio | L'Ile-Rousse | Porto-Vecchio | Propriano | Total | Variation/V | Variation/% |
|--------------------------------|----------------|----------------|---------------|---------------|----------------|---------------|------------------|-----------------|----------------|
| Corsica Ferries | 66 017 | 112 514 | 0 | 4 216 | 2 254 | 0 | 185 001 | 15 552 | 9,18% |
| La Méridionale | 103 415 | 0 | 0 | 0 | 63 453 | 0 | 166 868 | 13 670 | 8,92% |
| Corsica Linea | 100 053 | 320 912 | 0 | 52 060 | 187 | 28 138 | 501 350 | -128 068 | -20,35% |
| Total | 269 485 | 433 426 | 0 | 56 277 | 65 894 | 28 138 | 853 220 | -98 845 | -10,38% |
| <i>Variation Volume /(n-1)</i> | <i>-34 497</i> | <i>-43 671</i> | <i>0</i> | <i>4 499</i> | <i>-26 492</i> | <i>1 316</i> | <i>-98 845</i> | | |
| <i>Variation % / (n-1)</i> | <i>-11,35%</i> | <i>-9,15%</i> | <i>-</i> | <i>8,69%</i> | <i>-28,68%</i> | <i>4,91%</i> | <i>-10,38%</i> | | |
| International | Ajaccio | Bastia | Bonifacio | L'Ile-Rousse | Porto-Vecchio | Propriano | Total | Variation/V | Variation/% |
| Corsica Ferries | 2 730 | 152 510 | 0 | 2 898 | 259 | 0 | 158 397 | -20 097 | -11,26% |
| Moby Lines | 0 | 0 | 23 501 | 0 | 0 | 0 | 23 501 | 1 151 | 5,15% |
| Ichnusa Lines | 0 | 0 | 2 530 | 0 | 0 | 0 | 2 530 | -1 954 | -43,58% |
| Total | 2 730 | 152 510 | 26 031 | 2 898 | 259 | 0 | 184 428 | -20 900 | -10,18% |
| <i>Variation Volume /(n-1)</i> | <i>-2 768</i> | <i>-18 488</i> | <i>-803</i> | <i>900</i> | <i>259</i> | <i>0</i> | <i>-20 900</i> | | |
| <i>Variation % / (n-1)</i> | <i>-50,35%</i> | <i>-10,81%</i> | <i>-2,99%</i> | <i>45,05%</i> | <i>-</i> | <i>-</i> | <i>-10,18%</i> | | |
| Total | Ajaccio | Bastia | Bonifacio | L'Ile-Rousse | Porto-Vecchio | Propriano | Total | Variation/V | Variation/% |
| Corsica Ferries | 68 747 | 265 024 | 0 | 7 114 | 2 513 | 0 | 343 398 | -4 545 | -1,31% |
| La Méridionale | 103 415 | 0 | 0 | 0 | 63 453 | 0 | 166 868 | 13 670 | 8,92% |
| Corsica Linea | 100 053 | 320 912 | 0 | 52 060 | 187 | 28 138 | 501 350 | -128 068 | -20,35% |
| Moby Lines | 0 | 0 | 23 501 | 0 | 0 | 0 | 23 501 | 1 151 | 5,15% |
| Ichnusa Lines | 0 | 0 | 2 530 | 0 | 0 | 0 | 2 530 | -1 954 | -43,58% |
| Total | 272 215 | 585 936 | 26 031 | 59 175 | 66 153 | 28 138 | 1 037 648 | -119 745 | -10,35% |
| <i>Variation Volume /(n-1)</i> | <i>-37 265</i> | <i>-62 159</i> | <i>-803</i> | <i>5 399</i> | <i>-26 233</i> | <i>1 316</i> | <i>-119 745</i> | | |
| <i>Variation % / (n-1)</i> | <i>-12,04%</i> | <i>-9,59%</i> | <i>-2,99%</i> | <i>10,04%</i> | <i>-28,39%</i> | <i>4,91%</i> | <i>-10,35%</i> | | |