

**Ports de Commerce de Corse**  
**Porti di Commerciù di Corsica**

**Mensuel**  
*U Misincu*

**Marchandises**  
*Marcanzzii*

avril 2024  
aprile 2024

# PORTS DE COMMERCE DE CORSE

avril 2024

## MARCHANDISES GLOBAL

TOTAL PORTS
Régulier National
Régulier International
<b>TOTAL</b>
Hydrocarbures
Ciment
<b>TOTAL</b>
<b>TOTAL</b>

Marchandises		
2023	2024	Variation
230 668	219 897	-4,67%
53 594	49 585	-7,48%
<b>284 263</b>	<b>269 482</b>	<b>-5,20%</b>
41 094	38 501	-6,31%
11 048	10 241	-7,30%
<b>52 142</b>	<b>48 742</b>	<b>-6,52%</b>
<b>336 405</b>	<b>318 224</b>	<b>-5,40%</b>

Cumul Marchandises depuis le 1er Janvier		
2023	2024	Variation
853 220	845 562	-0,90%
184 428	185 425	0,54%
<b>1 037 648</b>	<b>1 030 987</b>	<b>-0,64%</b>
138 207	143 939	4,15%
46 586	40 671	-12,70%
<b>184 793</b>	<b>184 610</b>	<b>-0,10%</b>
<b>1 222 441</b>	<b>1 215 597</b>	<b>-0,56%</b>

AJACCIO
Régulier National
Régulier International
<b>TOTAL</b>
Hydrocarbures
Ciment
<b>TOTAL</b>
<b>TOTAL</b>

Marchandises		
2023	2024	Variation
71 599	67 157	-6,20%
1 209	967	-20,02%
<b>72 808</b>	<b>68 124</b>	<b>-6,43%</b>
12 794	13 146	2,75%
3 111	3 365	8,16%
<b>15 905</b>	<b>16 511</b>	<b>3,81%</b>
<b>88 713</b>	<b>84 635</b>	<b>-4,60%</b>

Cumul Marchandises depuis le 1er Janvier		
2023	2024	Variation
269 485	249 345	-7,47%
2 730	3 213	17,69%
<b>272 215</b>	<b>252 558</b>	<b>-7,22%</b>
48 001	51 961	8,25%
12 486	11 984	-4,02%
<b>60 487</b>	<b>63 945</b>	<b>5,72%</b>
<b>332 702</b>	<b>316 503</b>	<b>-4,87%</b>

BASTIA
Régulier National
Régulier International
<b>TOTAL</b>
Hydrocarbures
Ciment
<b>TOTAL</b>
<b>TOTAL</b>

Marchandises		
2023	2024	Variation
109 474	113 384	3,57%
43 195	42 423	-1,79%
<b>152 670</b>	<b>155 807</b>	<b>2,06%</b>
28 300	25 355	-10,41%
2 729	2 903	6,38%
<b>31 029</b>	<b>28 258</b>	<b>-8,93%</b>
<b>183 699</b>	<b>184 065</b>	<b>0,20%</b>

Cumul Marchandises depuis le 1er Janvier		
2023	2024	Variation
433 426	451 411	4,15%
152 510	156 952	2,91%
<b>585 936</b>	<b>608 363</b>	<b>3,83%</b>
88 910	90 379	1,65%
14 397	10 711	-25,60%
<b>103 307</b>	<b>101 090</b>	<b>-2,15%</b>
<b>689 243</b>	<b>709 453</b>	<b>2,93%</b>

BONIFACIO
Régulier National
Régulier International
<b>TOTAL</b>
Hydrocarbures
Ciment
<b>TOTAL</b>
<b>TOTAL</b>

Marchandises		
2023	2024	Variation
0	0	-
8 394	6 137	-26,89%
<b>8 394</b>	<b>6 137</b>	<b>-26,89%</b>
0	0	-
0	0	-
<b>0</b>	<b>0</b>	<b>-</b>
<b>8 394</b>	<b>6 137</b>	<b>-26,89%</b>

Cumul Marchandises depuis le 1er Janvier		
2023	2024	Variation
0	0	-
26 031	22 422	-13,86%
<b>26 031</b>	<b>22 422</b>	<b>-13,86%</b>
0	0	-
0	0	-
<b>0</b>	<b>0</b>	<b>-</b>
<b>26 031</b>	<b>22 422</b>	<b>-13,86%</b>

L'ILE-ROUSSE
Régulier National
Régulier International
<b>TOTAL</b>
Hydrocarbures
Ciment
<b>TOTAL</b>
<b>TOTAL</b>

Marchandises		
2023	2024	Variation
20 810	11 870	-42,96%
537	0	-100,00%
<b>21 347</b>	<b>11 870</b>	<b>-44,39%</b>
0	0	-
2 203	2 052	-6,85%
<b>2 203</b>	<b>2 052</b>	<b>-6,85%</b>
<b>23 550</b>	<b>13 922</b>	<b>-40,88%</b>

Cumul Marchandises depuis le 1er Janvier		
2023	2024	Variation
56 277	47 174	-16,17%
2 898	1 460	-49,62%
<b>59 175</b>	<b>48 634</b>	<b>-17,81%</b>
0	0	-
9 160	9 432	2,97%
<b>9 160</b>	<b>9 432</b>	<b>2,97%</b>
<b>68 335</b>	<b>58 066</b>	<b>-15,03%</b>

PORTO-VECCHIO
Régulier National
Régulier International
<b>TOTAL</b>
Hydrocarbures
Ciment
<b>TOTAL</b>
<b>TOTAL</b>

Marchandises		
2023	2024	Variation
20 690	20 585	-0,51%
259	58	-77,61%
<b>20 949</b>	<b>20 643</b>	<b>-1,46%</b>
0	0	-
3 005	1 921	-36,07%
<b>3 005</b>	<b>1 921</b>	<b>-36,07%</b>
<b>23 954</b>	<b>22 564</b>	<b>-5,80%</b>

Cumul Marchandises depuis le 1er Janvier		
2023	2024	Variation
65 894	70 235	6,59%
259	1 378	432,05%
<b>66 153</b>	<b>71 613</b>	<b>8,25%</b>
0	0	-
10 543	8 544	-18,96%
<b>10 543</b>	<b>8 544</b>	<b>-18,96%</b>
<b>76 696</b>	<b>80 157</b>	<b>4,51%</b>

PROPRIANO
Régulier National
Régulier International
<b>TOTAL</b>
Hydrocarbures
Ciment
<b>TOTAL</b>
<b>TOTAL</b>

Marchandises		
2023	2024	Variation
8 095	6 901	-14,75%
0	0	-
<b>8 095</b>	<b>6 901</b>	<b>-14,75%</b>
0	0	-
0	0	-
<b>0</b>	<b>0</b>	<b>-</b>
<b>8 095</b>	<b>6 901</b>	<b>-14,75%</b>

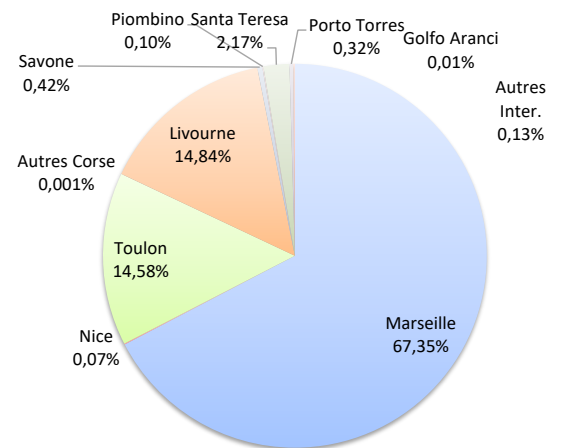
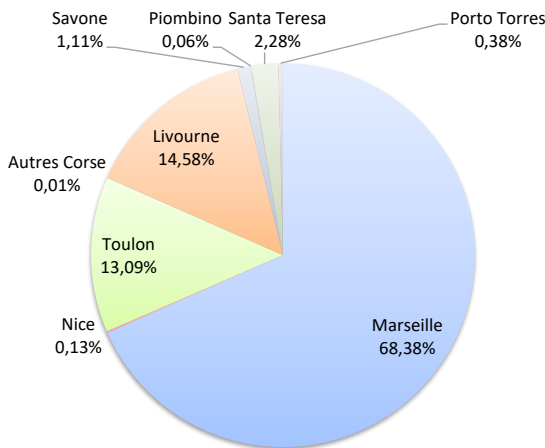
Cumul Marchandises depuis le 1er Janvier		
2023	2024	Variation
28 138	27 397	-2,63%
0	0	-
<b>28 138</b>	<b>27 397</b>	<b>-2,63%</b>
1 296	1 599	23,38%
0	0	-
<b>1 296</b>	<b>1 599</b>	<b>23,38%</b>
<b>29 434</b>	<b>28 996</b>	<b>-1,49%</b>

MARCHANDISES

	Marchandises			Cumul Marchandises depuis le 1er Janvier		
	2023	2024	Variation	2023	2024	Variation
Régulier National	230 668	219 897	-4,67%	853 220	845 562	-0,90%
Régulier Internat°	53 594	49 585	-7,48%	184 428	185 425	0,54%
<b>TOTAL</b>	<b>284 263</b>	<b>269 482</b>	<b>-5,20%</b>	<b>1 037 648</b>	<b>1 030 987</b>	<b>-0,64%</b>
Croisières	0	0	-	0	0	-
Hydrocarbures	41 094	38 501	-6,31%	138 207	143 939	4,15%
Ciment	11 048	10 241	-7,30%	46 586	40 671	-12,70%
<b>TOTAL</b>	<b>52 142</b>	<b>48 742</b>	<b>-6,52%</b>	<b>184 793</b>	<b>184 610</b>	<b>-0,10%</b>
<b>TOTAL</b>	<b>336 405</b>	<b>318 224</b>	<b>-5,40%</b>	<b>1 222 441</b>	<b>1 215 597</b>	<b>-0,56%</b>

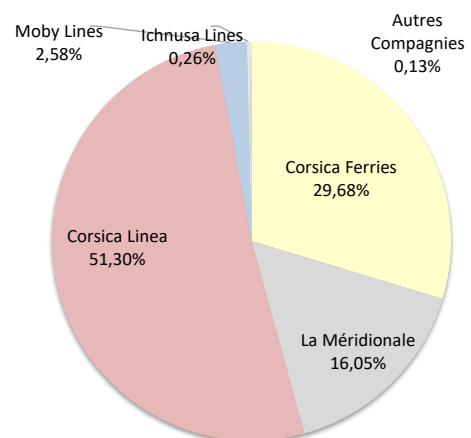
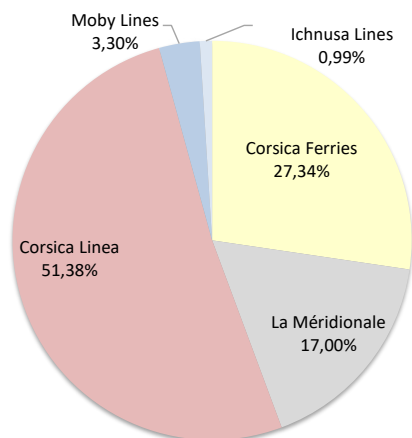
**LIGNES**  
REGULIERS NAT° ET INTERNAT°

Lignes	Marchandises	Variation n-1	Lignes	Marchandises	Variation n-1
Marseille	184 261	-0,66%	Marseille	694 415	3,92%
Nice	351	-70,60%	Nice	772	-42,69%
Toulon	35 270	-19,76%	Toulon	150 360	-18,12%
Autres Corse	15	-44,44%	Autres Corse	15	-71,70%
Autres Nat.	0	-	Autres Nat.	0	-
Livourne	39 289	4,60%	Livourne	153 030	3,25%
Savone	2 984	-53,56%	Savone	4 328	-42,55%
Piombino	150	-	Piombino	994	-
Santa Teresa	6 137	-26,89%	Santa Teresa	22 422	-13,86%
Porto Torres	1 025	-26,89%	Porto Torres	3 271	26,20%
Golfo Aranci	0	-100,00%	Golfo Aranci	60	15,38%
Autres Inter.	0	-	Autres Inter.	1 320	-



**COMPAGNIES**  
REGULIERS NAT° et INTERNAT°

Compagnies	Marchandises	Variation n-1	Compagnies	Marchandises	Variation n-1
Corsica Ferries	73 666	-18,49%	Corsica Ferries	305 992	-10,89%
La Méridionale	45 811	-3,78%	La Méridionale	165 510	-0,81%
Corsica Linea	138 450	0,41%	Corsica Linea	528 905	5,50%
Moby Lines	8 883	51,48%	Moby Lines	26 588	13,14%
Ichnusa Lines	2 672	5,61%	Ichnusa Lines	2 672	5,61%
Autres Compagnies	0	-	Autres Compagnies	1 320	-



# PORT DE COMMERCE D'AJACCIO

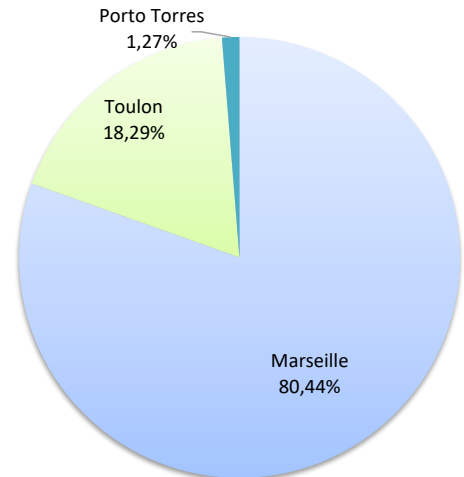
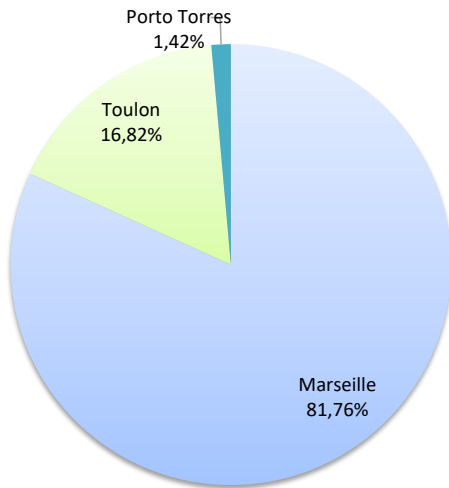
avril 2024

## MARCHANDISES

	Marchandises			Cumul Marchandises depuis le 1er Janvier		
	2023	2024	Variation	2023	2024	Variation
Régulier National	71 599	67 157	-6,20%	269 485	249 345	-7,47%
Régulier Internat°	1 209	967	-20,02%	2 730	3 213	17,69%
<b>TOTAL</b>	<b>72 808</b>	<b>68 124</b>	<b>-6,43%</b>	<b>272 215</b>	<b>252 558</b>	<b>-7,22%</b>
Croisières	0	0	-	0	0	-
Hydrocarbures	12 794	13 146	2,75%	48 001	51 961	8,25%
Ciment	3 111	3 365	8,16%	12 486	11 984	-4,02%
<b>TOTAL</b>	<b>15 905</b>	<b>16 511</b>	<b>3,81%</b>	<b>60 487</b>	<b>63 945</b>	<b>5,72%</b>
<b>TOTAL</b>	<b>88 713</b>	<b>84 635</b>	<b>-4,60%</b>	<b>332 702</b>	<b>316 503</b>	<b>-4,87%</b>

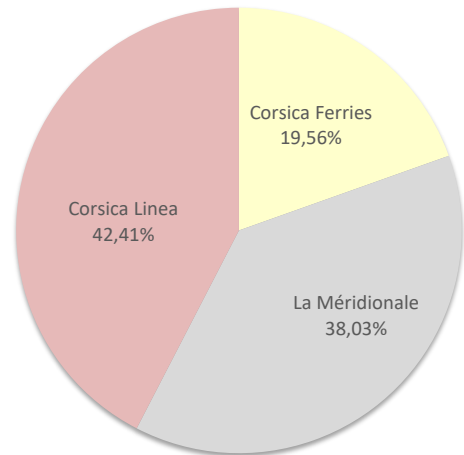
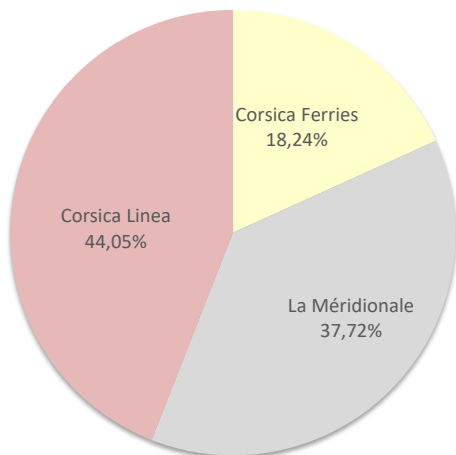
### LIGNES REGULIERS NAT° ET INTERNAT°

Lignes	Marchandises	Variation n-1	Lignes	Marchandises	Variation n-1
Marseille	55 700	0,62%	Marseille	203 152	-0,16%
Nice	0	-100,00%	Nice	0	-100,00%
Toulon	11 457	-29,16%	Toulon	46 193	-29,96%
Savone	0	-	Savone	0	-100,00%
Porto Torres	967	-20,02%	Porto Torres	3 213	23,96%



### COMPAGNIES REGULIERS NAT° ET INTERNAT°

Compagnies	Marchandises	Variation n-1	Compagnies	Marchandises	Variation n-1
Corsica Ferries	12 424	-28,80%	Corsica Ferries	49 406	-28,13%
La Méridionale	25 693	-9,21%	La Méridionale	96 042	-7,13%
Corsica Linea	30 007	10,90%	Corsica Linea	107 110	7,05%



MARCHANDISES

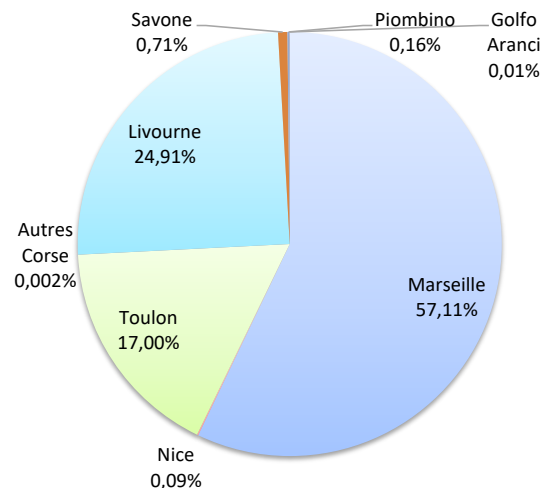
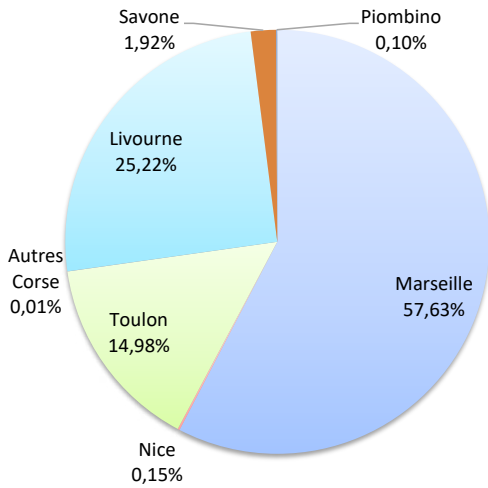
	Marchandises		
	2023	2024	Variation
Régulier National	109 474	113 384	3,57%
Régulier Internat°	43 195	42 423	-1,79%
<b>TOTAL</b>	<b>152 670</b>	<b>155 807</b>	<b>2,06%</b>
Croisières	0	0	-
Hydrocarbures	28 300	25 355	-10,41%
Ciment	2 729	2 903	6,38%
<b>TOTAL</b>	<b>31 029</b>	<b>28 258</b>	<b>-8,93%</b>
<b>TOTAL</b>	<b>183 699</b>	<b>184 065</b>	<b>0,20%</b>

	Cumul Marchandises depuis le 1er Janvier		
	2023	2024	Variation
Régulier National	433 426	451 411	4,15%
Régulier Internat°	152 510	156 952	2,91%
<b>TOTAL</b>	<b>585 936</b>	<b>608 363</b>	<b>3,83%</b>
Croisières	0	0	-
Hydrocarbures	88 910	90 379	1,65%
Ciment	14 397	10 711	-25,60%
<b>TOTAL</b>	<b>103 307</b>	<b>101 090</b>	<b>-2,15%</b>
<b>TOTAL</b>	<b>689 243</b>	<b>709 453</b>	<b>2,93%</b>

**LIGNES**  
REGULIERS NAT° ET INTERNAT°

Lignes	Marchandises	Variation n-1
Marseille	89 793	4,41%
Nice	237	-78,34%
Toulon	23 339	4,41%
Autres Corse	15	-44,44%
Livourne	39 289	6,86%
Savone	2 984	-53,56%
Piombino	150	-
Golfo Aranci	0	-100,00%

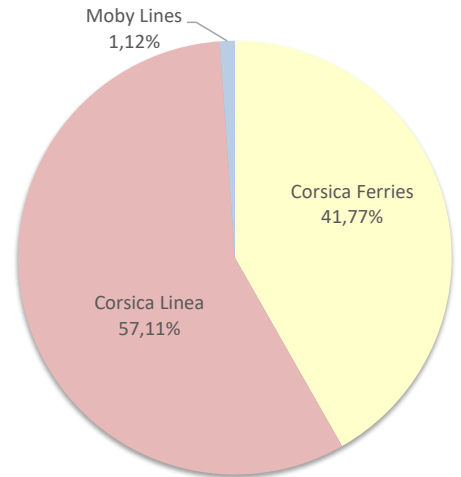
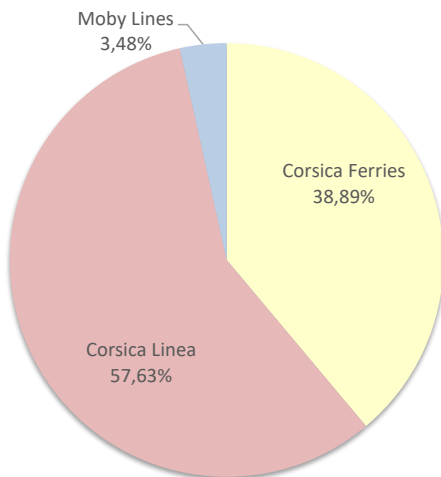
Lignes	Marchandises	Variation n-1
Marseille	347 439	8,27%
Nice	564	-52,24%
Toulon	103 393	-7,11%
Autres Corse	15	-44,44%
Livourne	151 570	4,49%
Savone	4 328	-41,48%
Piombino	994	-
Golfo Aranci	60	15,38%



**COMPAGNIES**  
REGULIERS NAT° ET INTERNAT°

Compagnies	Marchandises	Variation n-1
Corsica Ferries	60 596	-9,11%
Corsica Linea	89 793	4,41%
Moby Lines	5 418	-

Compagnies	Marchandises	Variation n-1
Corsica Ferries	254 086	-4,13%
Corsica Linea	347 439	8,27%
Moby Lines	6 838	-



# PORT DE COMMERCE DE BONIFACIO

avril 2024

## MARCHANDISES

	Marchandises			Cumul Marchandises depuis le 1er Janvier		
	2023	2024	Variation	2023	2024	Variation
Régulier National	0	0	-	0	0	-
Régulier Internat°	8 394	6 137	-26,89%	26 031	22 422	-13,86%
<b>TOTAL</b>	<b>8 394</b>	<b>6 137</b>	<b>-26,89%</b>	<b>26 031</b>	<b>22 422</b>	<b>-13,86%</b>
Croisières	0	0	-	0	0	-
Hydrocarbures	0	0	-	0	0	-
Ciment	0	0	-	0	0	-
<b>TOTAL</b>	<b>0</b>	<b>0</b>	<b>-</b>	<b>0</b>	<b>0</b>	<b>-</b>
<b>TOTAL</b>	<b>8 394</b>	<b>6 137</b>	<b>-26,89%</b>	<b>26 031</b>	<b>22 422</b>	<b>-13,86%</b>

### LIGNES REGULIERS NAT° ET INTERNAT°

Lignes	Marchandises	Variation n-1
Santa Teresa	6 137	-26,89%

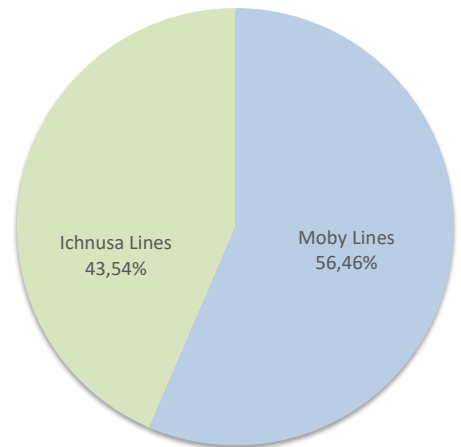
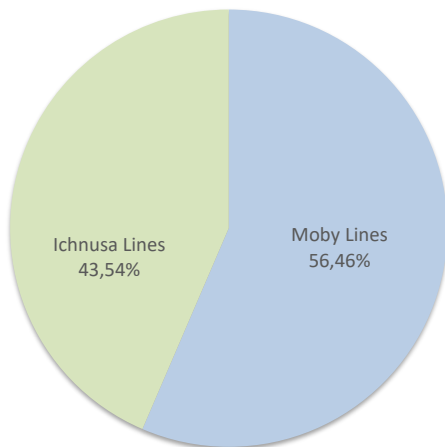
Lignes	Marchandises	Variation n-1
Santa Teresa	22 422	-13,86%



### COMPAGNIES REGULIERS NAT° ET INTERNAT°

Compagnies	Marchandises	Variation n-1
Moby Lines	3 465	-40,91%
Ichnusa Lines	2 672	5,61%

Compagnies	Marchandises	Variation n-1
Moby Lines	19 750	-15,96%
Ichnusa Lines	2 672	5,61%



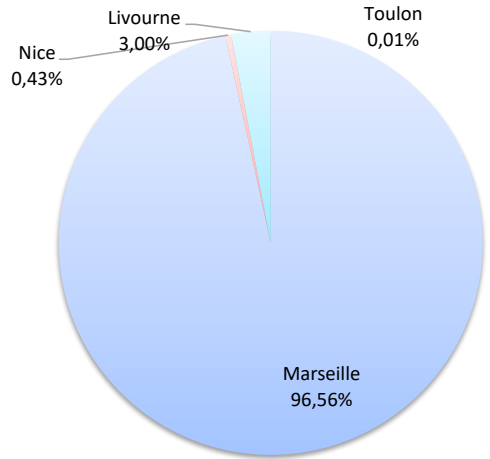
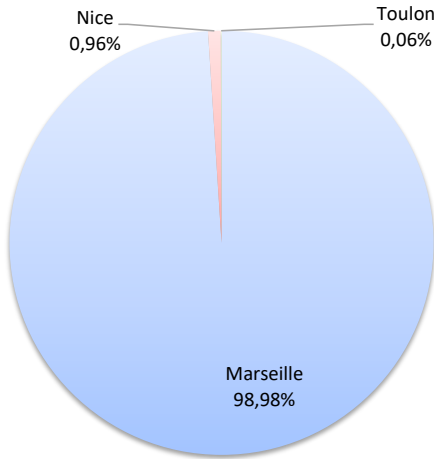
MARCHANDISES

	Marchandises			Cumul Marchandises depuis le 1er Janvier		
	2023	2024	Variation	2023	2024	Variation
Régulier National	20 810	11 870	-42,96%	56 277	47 174	-16,17%
Régulier Internat°	537	0	-100,00%	2 898	1 460	-49,62%
<b>TOTAL</b>	<b>21 347</b>	<b>11 870</b>	<b>-44,39%</b>	<b>59 175</b>	<b>48 634</b>	<b>-17,81%</b>
<b>dont MD</b>	<b>411</b>	<b>422</b>	<b>2,68%</b>	<b>2250</b>	<b>2167</b>	<b>-3,69%</b>
Croisières	0	0	-	0	0	-
Hydrocarbures	0	0	-	0	0	-
Ciment	2 203	2 052	-6,85%	9 160	9 432	2,97%
<b>TOTAL</b>	<b>2 203</b>	<b>2 052</b>	<b>-6,85%</b>	<b>9 160</b>	<b>9 432</b>	<b>2,97%</b>
<b>TOTAL</b>	<b>23 550</b>	<b>13 922</b>	<b>-40,88%</b>	<b>68 335</b>	<b>58 066</b>	<b>-15,03%</b>

**LIGNES**  
REGULIERS NAT° ET INTERNAT°

Lignes	Marchandises	Variation n-1
Marseille	11 749	-29,76%
Nice	114	256,25%
Toulon	7	-99,83%
Autres Corse	0	-
Livourne	0	-100,00%

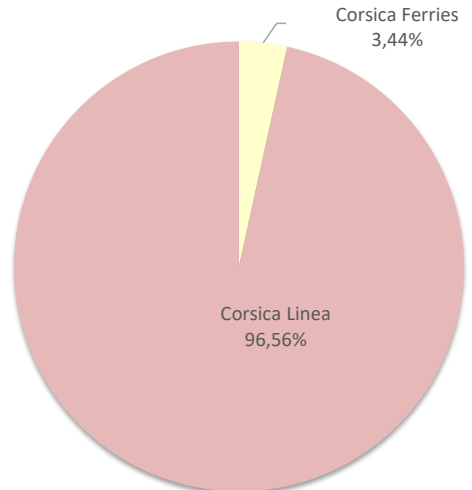
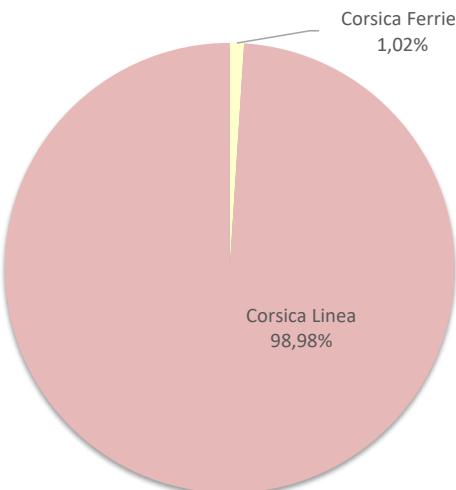
Lignes	Marchandises	Variation n-1
Marseille	46 959	-9,75%
Nice	208	112,24%
Toulon	7	-99,83%
Autres Corse	0	-100,00%
Livourne	1 460	-49,62%



**COMPAGNIES**  
REGULIERS NAT° ET INTERNAT°

Compagnies	Marchandises	Variation n-1
Corsica Ferries	121	-97,38%
Corsica Linea	11 749	-29,76%

Compagnies	Marchandises	Variation n-1
Corsica Ferries	1 675	-76,46%
Corsica Linea	46 959	-9,80%



# PORT DE COMMERCE DE PORTO-VECCHIO

avril 2024

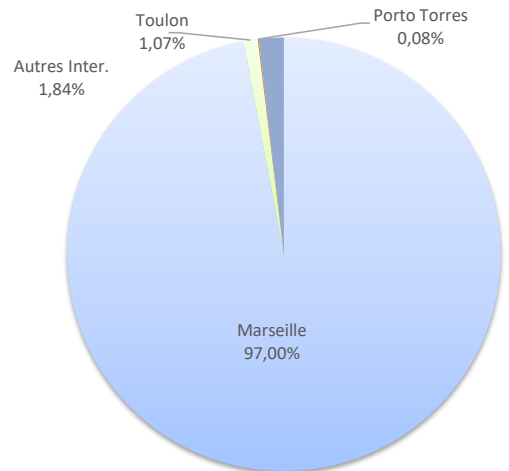
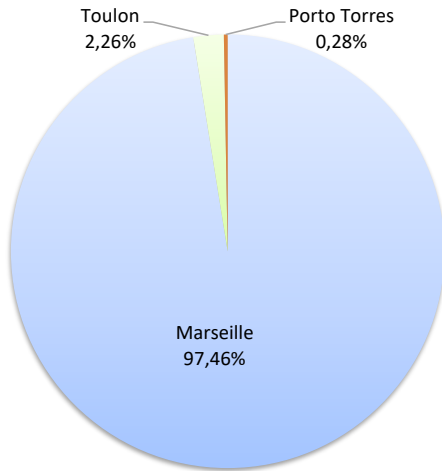
## MARCHANDISES

	Marchandises			Cumul Marchandises depuis le 1er Janvier		
	2023	2024	Variation	2023	2024	Variation
Régulier National	20 690	20 585	-0,51%	65 894	70 235	6,59%
Régulier Internat°	259	58	-77,61%	259	1 378	432,05%
<b>TOTAL</b>	<b>20 949</b>	<b>20 643</b>	<b>-1,46%</b>	<b>66 153</b>	<b>71 613</b>	<b>8,25%</b>
Croisières	0	0	-	0	0	-
Hydrocarbures	0	0	-	0	0	-
Ciment	3 005	1 921	-36,07%	10 543	8 544	-18,96%
<b>TOTAL</b>	<b>3 005</b>	<b>1 921</b>	<b>-36,07%</b>	<b>10 543</b>	<b>8 544</b>	<b>-18,96%</b>
<b>TOTAL</b>	<b>23 954</b>	<b>22 564</b>	<b>-5,80%</b>	<b>76 696</b>	<b>80 157</b>	<b>4,51%</b>

### LIGNES REGULIERS NAT° ET INTERNAT°

Lignes	Marchandises	Variation n-1
Marseille	20 118	4,18%
Nice	0	-
Toulon	467	-66,13%
Autres Corse	0	-
Livourne	0	-100,00%
Porto Torres	58	-
Autres Inter.	0	-

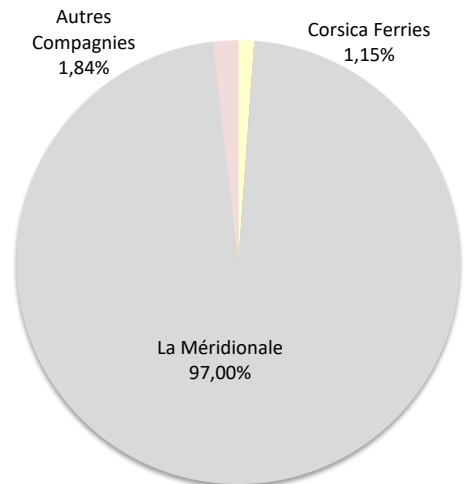
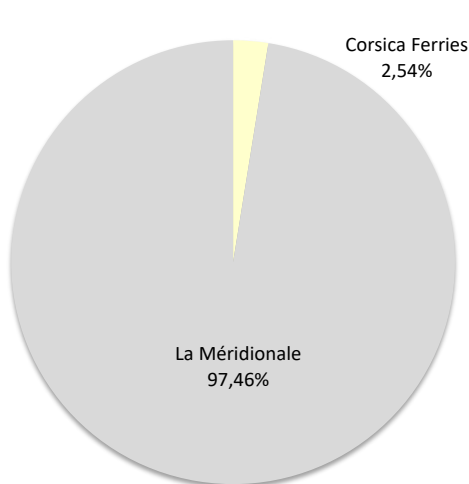
Lignes	Marchandises	Variation n-1
Marseille	69 468	9,16%
Nice	0	-
Toulon	767	-65,97%
Autres Corse	0	-
Livourne	0	-100,00%
Porto Torres	58	-
Autres Inter.	1 320	-



### COMPAGNIES REGULIERS NAT° ET INTERNAT°

Compagnies	Marchandises	Variation n-1
Corsica Ferries	525	-67,95%
La Méridionale	20 118	4,18%
Corsica Linea	0	-
Autres Compagnies	0	-

Compagnies	Marchandises	Variation n-1
Corsica Ferries	825	-67,17%
La Méridionale	69 468	9,48%
Corsica Linea	0	-100,00%
Autres Compagnies	1 320	-






MARCHANDISES

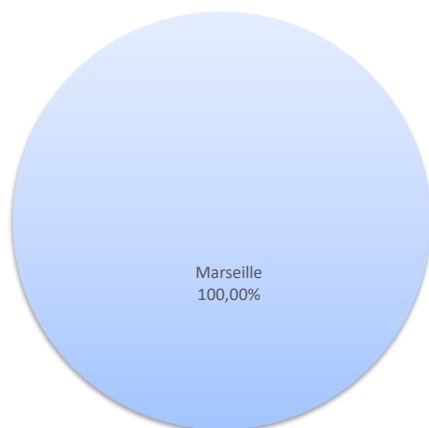
	Marchandises			Cumul Marchandises depuis le 1er Janvier		
	2023	2024	Variation	2023	2024	Variation
Régulier National	8 095	6 901	-14,75%	28 138	27 397	-2,63%
Régulier Internat°	0	0	-	0	0	-
<b>TOTAL</b>	<b>8 095</b>	<b>6 901</b>	<b>-14,75%</b>	<b>28 138</b>	<b>27 397</b>	<b>-2,63%</b>
Croisières	0	0	-	0	0	-
Hydrocarbures (Bitume)	0	0	-	1 296	1 599	23,38%
Ciment	0	0	-	0	0	-
<b>TOTAL</b>	<b>0</b>	<b>0</b>	<b>-</b>	<b>1 296</b>	<b>1 599</b>	<b>23,38%</b>
<b>TOTAL</b>	<b>8 095</b>	<b>6 901</b>	<b>-14,75%</b>	<b>29 434</b>	<b>28 996</b>	<b>-1,49%</b>

**LIGNES**  
REGULIERS NAT° ET INTERNAT°

Lignes	Marchandises	Variation n-1
Marseille	6 901	-14,75%

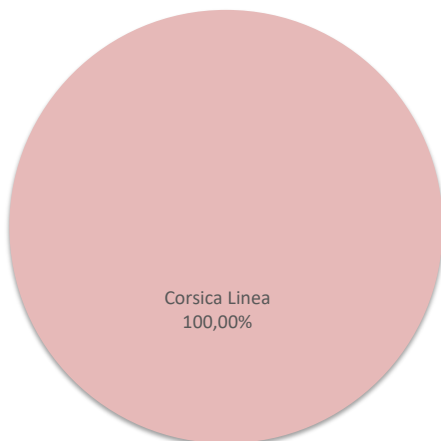


Lignes	Marchandises	Variation n-1
Marseille	27 397	-2,63%



**COMPAGNIES**  
REGULIERS NAT° ET INTERNAT°

Compagnies	Marchandises	Variation n-1
Corsica Linea	6 901	-14,75%



Compagnies	Marchandises	Variation n-1
Corsica Linea	27 397	-2,63%

