

Ports de Commerce de Corse
Porti di Commerciù di Corsica

Mensuel
U Misincu

Rotations
Rutazione

avril 2024
aprile 2024

ROTATIONS

| TOTAL PORTS | Rotations | | | Cumul rotations depuis le 1er Janvier | | |
|------------------------|------------|------------|----------------|---------------------------------------|--------------|---------------|
| | 2023 | 2024 | Variation | 2023 | 2024 | Variation |
| Régulier National | 411 | 394 | -4,14% | 1 371 | 1 376 | 0,36% |
| Régulier International | 405 | 367 | -9,38% | 1 165 | 1 108 | -4,89% |
| TOTAL | 816 | 761 | -6,74% | 2 536 | 2 484 | -2,05% |
| Croisières | 37 | 34 | -8,11% | 43 | 34 | -20,93% |
| Hydrocarbures | 26 | 24 | -7,69% | 100 | 98 | -2,00% |
| Ciment | 36 | 31 | -13,89% | 141 | 125 | -11,35% |
| TOTAL | 62 | 55 | -11,29% | 241 | 223 | -7,47% |
| TOTAL | 915 | 850 | -7,10% | 2 820 | 2 741 | -2,80% |

| AJACCIO | Rotations | | | Cumul rotations depuis le 1er Janvier | | |
|------------------------|------------|------------|--------------|---------------------------------------|------------|---------------|
| | 2023 | 2024 | Variation | 2023 | 2024 | Variation |
| Régulier National | 146 | 140 | -4,11% | 488 | 496 | 1,64% |
| Régulier International | 14 | 20 | 42,86% | 43 | 50 | 16,28% |
| TOTAL | 160 | 160 | 0,00% | 531 | 546 | 2,82% |
| Croisières | 22 | 24 | 9,09% | 26 | 24 | -7,69% |
| Hydrocarbures | 8 | 8 | 0,00% | 36 | 34 | -5,56% |
| Ciment | 10 | 10 | 0,00% | 38 | 36 | -5,26% |
| TOTAL | 18 | 18 | 0,00% | 74 | 70 | -5,41% |
| TOTAL | 200 | 202 | 1,00% | 631 | 640 | 1,43% |

| BASTIA | Rotations | | | Cumul rotations depuis le 1er Janvier | | |
|------------------------|------------|------------|---------------|---------------------------------------|------------|---------------|
| | 2023 | 2024 | Variation | 2023 | 2024 | Variation |
| Régulier National | 140 | 136 | -2,86% | 521 | 520 | -0,19% |
| Régulier International | 94 | 112 | 19,15% | 264 | 287 | 8,71% |
| TOTAL | 234 | 248 | 5,98% | 785 | 807 | 2,80% |
| Croisières | 0 | 0 | - | 2 | 0 | -100,00% |
| Hydrocarbures | 18 | 16 | -11,11% | 62 | 62 | 0,00% |
| Ciment | 8 | 8 | 0,00% | 32 | 26 | -18,75% |
| TOTAL | 26 | 24 | -7,69% | 94 | 88 | -6,38% |
| TOTAL | 260 | 272 | 4,62% | 881 | 895 | 1,59% |

| BONIFACIO | Rotations | | | Cumul rotations depuis le 1er Janvier | | |
|------------------------|------------|------------|----------------|---------------------------------------|------------|----------------|
| | 2023 | 2024 | Variation | 2023 | 2024 | Variation |
| Régulier National | 0 | 0 | - | 0 | 0 | - |
| Régulier International | 292 | 231 | -20,89% | 844 | 759 | -10,07% |
| TOTAL | 292 | 231 | -20,89% | 844 | 759 | -10,07% |
| Croisières | 12 | 4 | -66,67% | 12 | 4 | -66,67% |
| Hydrocarbures | 0 | 0 | - | 0 | 0 | - |
| Ciment | 0 | 0 | - | 0 | 0 | - |
| TOTAL | 0 | 0 | - | 0 | 0 | - |
| TOTAL | 304 | 235 | -22,70% | 856 | 763 | -10,86% |

| L'ILE-ROUSSE | Rotations | | | Cumul rotations depuis le 1er Janvier | | |
|------------------------|-----------|-----------|----------------|---------------------------------------|------------|---------------|
| | 2023 | 2024 | Variation | 2023 | 2024 | Variation |
| Régulier National | 57 | 59 | 3,51% | 138 | 139 | 0,72% |
| Régulier International | 3 | 1 | -66,67% | 11 | 7 | -36,36% |
| TOTAL | 60 | 60 | 0,00% | 149 | 146 | -2,01% |
| Croisières | 0 | 2 | - | 0 | 2 | - |
| Hydrocarbures | 0 | 0 | - | 0 | 0 | - |
| Ciment | 6 | 5 | -16,67% | 27 | 25 | -7,41% |
| TOTAL | 6 | 5 | -16,67% | 27 | 25 | -7,41% |
| TOTAL | 66 | 67 | 1,52% | 176 | 173 | -1,70% |

| PORTO-VECCHIO | Rotations | | | Cumul rotations depuis le 1er Janvier | | |
|------------------------|-----------|-----------|----------------|---------------------------------------|------------|----------------|
| | 2023 | 2024 | Variation | 2023 | 2024 | Variation |
| Régulier National | 40 | 33 | -17,50% | 126 | 119 | -5,56% |
| Régulier International | 2 | 3 | 50,00% | 3 | 5 | 66,67% |
| TOTAL | 42 | 36 | -14,29% | 129 | 124 | -3,88% |
| Croisières | 1 | 4 | 300,00% | 1 | 4 | 300,00% |
| Hydrocarbures | 0 | 0 | - | 0 | 0 | - |
| Ciment | 12 | 8 | -33,33% | 44 | 38 | -13,64% |
| TOTAL | 12 | 8 | -33,33% | 44 | 38 | -13,64% |
| TOTAL | 55 | 48 | -12,73% | 174 | 166 | -4,60% |

| PROPRIANO | Rotations | | | Cumul rotations depuis le 1er Janvier | | |
|------------------------|-----------|-----------|----------------|---------------------------------------|------------|--------------|
| | 2023 | 2024 | Variation | 2023 | 2024 | Variation |
| Régulier National | 28 | 26 | -7,14% | 98 | 102 | 4,08% |
| Régulier International | 0 | 0 | - | 0 | 0 | - |
| TOTAL | 28 | 26 | -7,14% | 98 | 102 | 4,08% |
| Croisières | 2 | 0 | -100,00% | 2 | 0 | -100,00% |
| Hydrocarbures | 0 | 0 | - | 2 | 2 | 0,00% |
| Ciment | 0 | 0 | - | 0 | 0 | - |
| TOTAL | 0 | 0 | - | 2 | 2 | 0,00% |
| TOTAL | 30 | 26 | -13,33% | 102 | 104 | 1,96% |

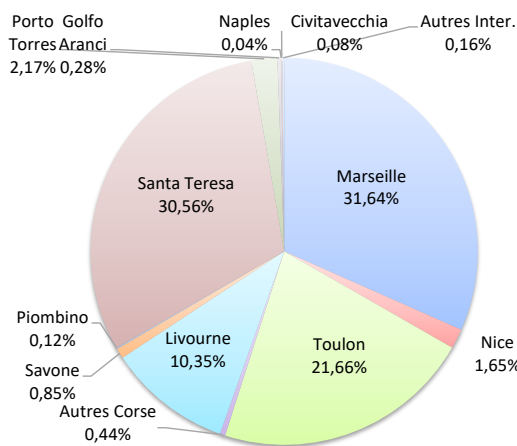
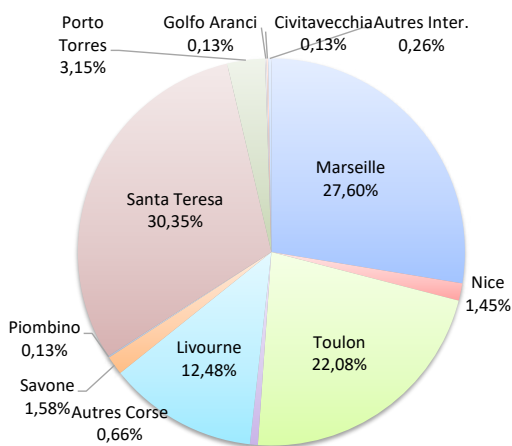
ROTATIONS

| | Rotations | | | Cumul rotations depuis le 1er Janvier | | |
|--------------------|------------|------------|----------------|---------------------------------------|--------------|---------------|
| | 2023 | 2024 | Variation | 2023 | 2024 | Variation |
| Régulier National | 411 | 394 | -4,14% | 1 371 | 1 376 | 0,36% |
| Régulier Internat° | 405 | 367 | -9,38% | 1 165 | 1 108 | -4,89% |
| TOTAL | 816 | 761 | -6,74% | 2 536 | 2 484 | -2,05% |
| Croisières | 37 | 34 | -8,11% | 43 | 34 | -20,93% |
| Hydrocarbures | 26 | 24 | -7,69% | 100 | 98 | -2,00% |
| Ciment | 36 | 31 | -13,89% | 141 | 125 | -11,35% |
| TOTAL | 62 | 55 | -11,29% | 241 | 223 | -7,47% |
| TOTAL | 915 | 850 | -7,10% | 2 820 | 2 741 | -2,80% |

LIGNES
REGULIERS NAT° ET INTERNAT°

| Lignes | rotations | Variation n-1 |
|---------------|-----------|---------------|
| Marseille | 210 | -0,94% |
| Nice | 11 | -35,29% |
| Toulon | 168 | 0,60% |
| Autres Corse | 5 | -66,67% |
| Livourne | 95 | 46,15% |
| Savone | 12 | -52,00% |
| Piombino | 1 | - |
| Santa Teresa | 231 | -20,89% |
| Porto Torres | 24 | -20,89% |
| Golfo Aranci | 1 | -80,00% |
| Naples | 0 | - |
| Civitavecchia | 1 | -50,00% |
| Autres Inter. | 2 | - |

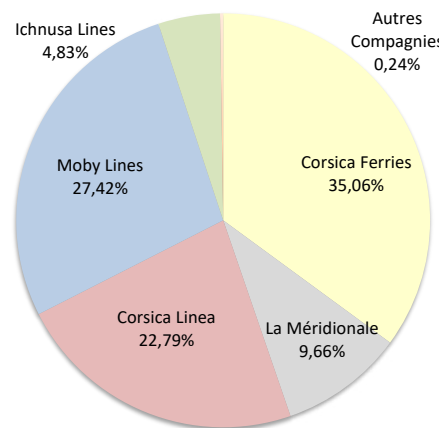
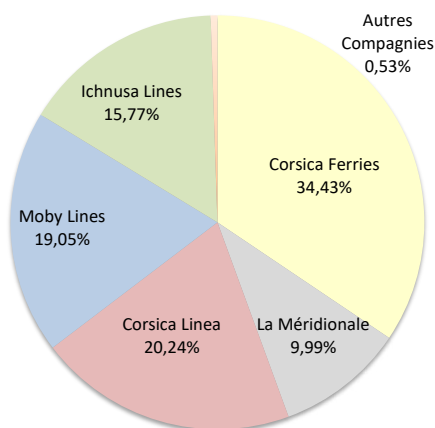
| Lignes | rotations | Variation n-1 |
|---------------|-----------|---------------|
| Marseille | 786 | 2,21% |
| Nice | 41 | 13,89% |
| Toulon | 538 | 1,70% |
| Autres Corse | 11 | -70,27% |
| Livourne | 257 | 13,72% |
| Savone | 21 | -43,24% |
| Piombino | 3 | - |
| Santa Teresa | 759 | -10,07% |
| Porto Torres | 54 | 31,71% |
| Golfo Aranci | 7 | -46,15% |
| Naples | 1 | - |
| Civitavecchia | 2 | 0,00% |
| Autres Inter. | 4 | 100,00% |



COMPAGNIES
REGULIERS NAT° et INTERNAT°

| Compagnies | rotations | Variation n-1 |
|-------------------|-----------|---------------|
| Corsica Ferries | 262 | -16,03% |
| La Méridionale | 76 | 40,74% |
| Corsica Linea | 154 | -2,53% |
| Moby Lines | 145 | -2,03% |
| Ichnusa Lines | 120 | -16,67% |
| Autres Compagnies | 4 | - |

| Compagnies | rotations | Variation n-1 |
|-------------------|-----------|---------------|
| Corsica Ferries | 871 | -3,86% |
| La Méridionale | 240 | 14,29% |
| Corsica Linea | 566 | -1,39% |
| Moby Lines | 681 | -2,71% |
| Ichnusa Lines | 120 | -16,67% |
| Autres Compagnies | 6 | - |



ROTATIONS

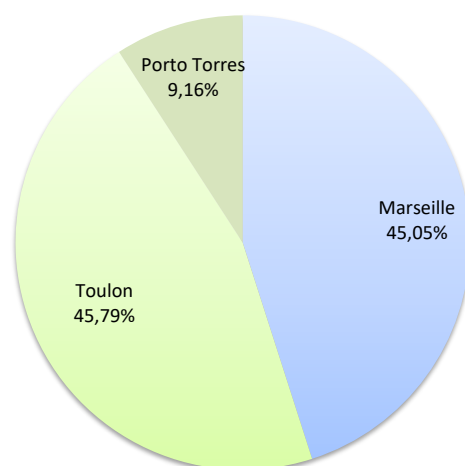
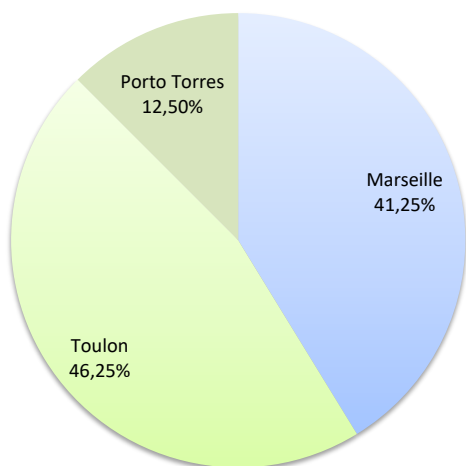
| | Rotations | | |
|--------------------|------------|------------|--------------|
| | 2023 | 2024 | Variation |
| Régulier National | 146 | 140 | -4,11% |
| Régulier Internat° | 14 | 20 | 42,86% |
| TOTAL | 160 | 160 | 0,00% |
| Croisières | 22 | 24 | 9,09% |
| Hydrocarbures | 8 | 8 | 0,00% |
| Ciment | 10 | 10 | 0,00% |
| TOTAL | 18 | 18 | 0,00% |
| TOTAL | 200 | 202 | 1,00% |

| | Cumul rotations depuis le 1er Janvier | | |
|--------------------|---------------------------------------|------------|---------------|
| | 2023 | 2024 | Variation |
| Régulier National | 488 | 496 | 1,64% |
| Régulier Internat° | 43 | 50 | 16,28% |
| TOTAL | 531 | 546 | 2,82% |
| Croisières | 26 | 24 | -7,69% |
| Hydrocarbures | 36 | 34 | -5,56% |
| Ciment | 38 | 36 | -5,26% |
| TOTAL | 74 | 70 | -5,41% |
| TOTAL | 631 | 640 | 1,43% |

LIGNES
REGULIERS NAT° ET INTERNAT°

| Lignes | rotations | Variation n-1 |
|---------------|-----------|---------------|
| Marseille | 66 | 0,00% |
| Nice | 0 | -100,00% |
| Toulon | 74 | -5,13% |
| Livourne | 0 | - |
| Savone | 0 | - |
| Porto Torres | 20 | 42,86% |
| Autres Inter. | 0 | - |

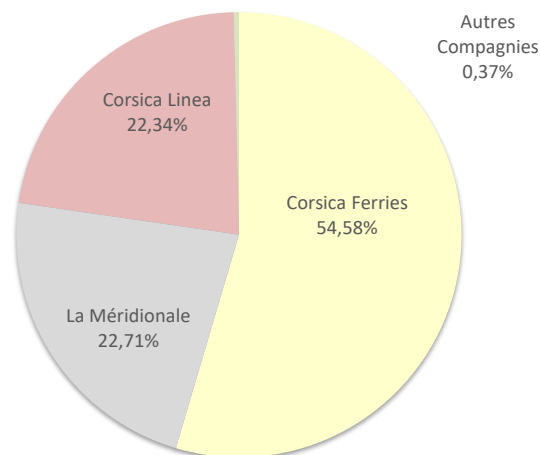
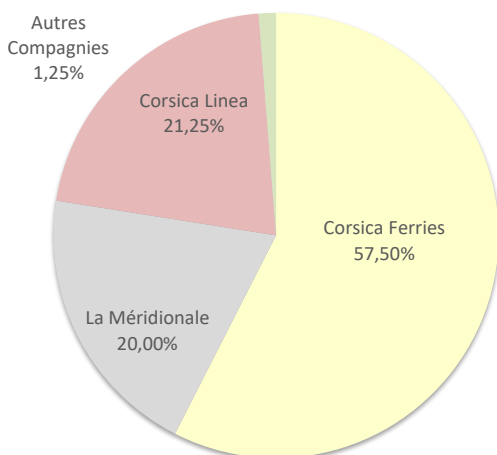
| Lignes | rotations | Variation n-1 |
|---------------|-----------|---------------|
| Marseille | 246 | 1,23% |
| Nice | 0 | -100,00% |
| Toulon | 250 | 2,88% |
| Livourne | 0 | -100,00% |
| Savone | 0 | -100,00% |
| Porto Torres | 50 | 28,21% |
| Autres Inter. | 0 | -100,00% |



COMPAGNIES
REGULIERS NAT° ET INTERNAT°

| Compagnies | rotations | Variation n-1 |
|-------------------|-----------|---------------|
| Corsica Ferries | 92 | -2,13% |
| La Méridionale | 32 | 6,67% |
| Corsica Linea | 34 | -5,56% |
| Autres Compagnies | 2 | - |

| Compagnies | rotations | Variation n-1 |
|-------------------|-----------|---------------|
| Corsica Ferries | 298 | 4,56% |
| La Méridionale | 124 | 3,33% |
| Corsica Linea | 122 | -1,61% |
| Autres Compagnies | 2 | 0,00% |



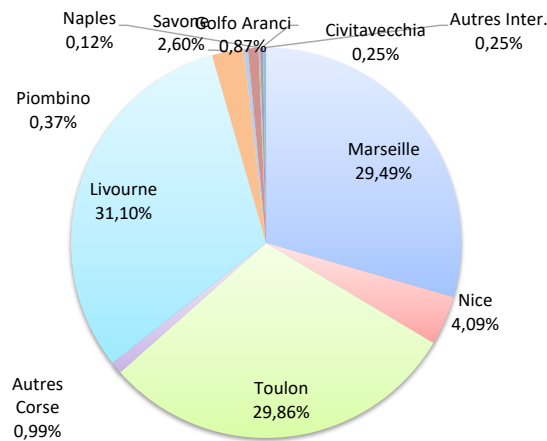
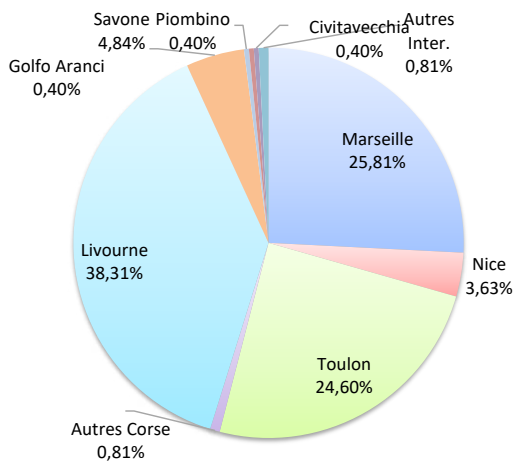
ROTATIONS

| | Rotations | | | Cumul rotations depuis le 1er Janvier | | |
|--------------------|------------|------------|---------------|---------------------------------------|------------|---------------|
| | 2023 | 2024 | Variation | 2023 | 2024 | Variation |
| Régulier National | 140 | 136 | -2,86% | 521 | 520 | -0,19% |
| Régulier Internat° | 94 | 112 | 19,15% | 264 | 287 | 8,71% |
| TOTAL | 234 | 248 | 5,98% | 785 | 807 | 2,80% |
| Croisières | 0 | 0 | - | 2 | 0 | -100,00% |
| Hydrocarbures | 18 | 16 | -11,11% | 62 | 62 | 0,00% |
| Ciment | 8 | 8 | 0,00% | 32 | 26 | -18,75% |
| TOTAL | 26 | 24 | -7,69% | 94 | 88 | -6,38% |
| TOTAL | 260 | 272 | 4,62% | 881 | 895 | 1,59% |

LIGNES
REGULIERS NAT° ET INTERNAT°

| Lignes | rotations | Variation n-1 |
|---------------|-----------|---------------|
| Marseille | 64 | 6,67% |
| Nice | 9 | -25,00% |
| Toulon | 61 | 1,67% |
| Autres Corse | 2 | -75,00% |
| Livourne | 95 | 53,23% |
| Savone | 12 | -52,00% |
| Piombino | 1 | - |
| Golfo Aranci | 1 | -80,00% |
| Naples | 0 | - |
| Civitavecchia | 1 | -50,00% |
| Autres Inter. | 2 | - |

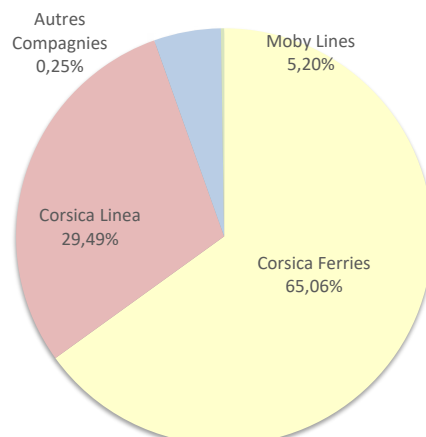
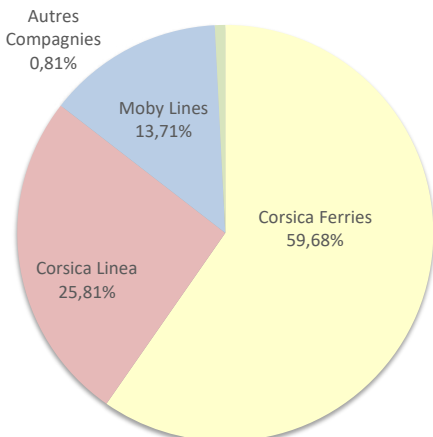
| Lignes | rotations | Variation n-1 |
|---------------|-----------|---------------|
| Marseille | 238 | 1,71% |
| Nice | 33 | 32,00% |
| Toulon | 241 | 2,55% |
| Autres Corse | 8 | -70,37% |
| Livourne | 251 | 17,84% |
| Savone | 21 | -41,67% |
| Piombino | 3 | - |
| Golfo Aranci | 7 | -46,15% |
| Naples | 1 | - |
| Civitavecchia | 2 | 0,00% |
| Autres Inter. | 2 | - |



COMPAGNIES
REGULIERS NAT° ET INTERNAT°

| Compagnies | rotations | Variation n-1 |
|-------------------|-----------|---------------|
| Corsica Ferries | 148 | -14,94% |
| Corsica Linea | 64 | 6,67% |
| Moby Lines | 34 | - |
| Autres Compagnies | 2 | - |

| Compagnies | rotations | Variation n-1 |
|-------------------|-----------|---------------|
| Corsica Ferries | 525 | -3,31% |
| Corsica Linea | 238 | -1,65% |
| Moby Lines | 42 | - |
| Autres Compagnies | 2 | - |



PORT DE COMMERCE DE BONIFACIO

avril 2024

ROTATIONS

| | Rotations | | | Cumul rotations depuis le 1er Janvier | | |
|--------------------|------------|------------|----------------|---------------------------------------|------------|----------------|
| | 2023 | 2024 | Variation | 2023 | 2024 | Variation |
| Régulier National | 0 | 0 | - | 0 | 0 | - |
| Régulier Internat° | 292 | 231 | -20,89% | 844 | 759 | -10,07% |
| TOTAL | 292 | 231 | -20,89% | 844 | 759 | -10,07% |
| Croisières | 12 | 4 | -66,67% | 12 | 4 | -66,67% |
| Hydrocarbures | 0 | 0 | - | 0 | 0 | - |
| Ciment | 0 | 0 | - | 0 | 0 | - |
| TOTAL | 0 | 0 | - | 0 | 0 | - |
| TOTAL | 304 | 235 | -22,70% | 856 | 763 | -10,86% |

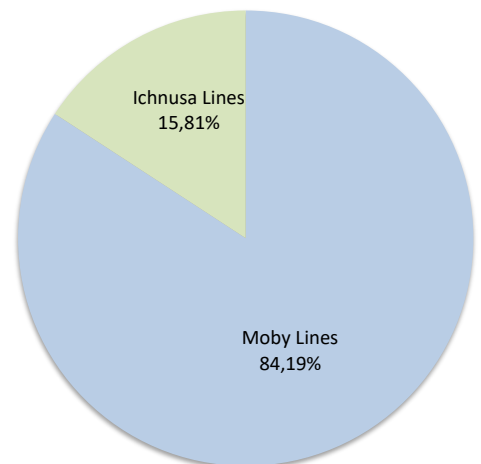
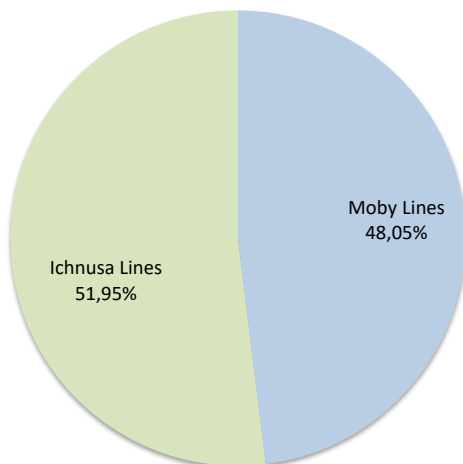
| | Lignes | rotations | Variation n-1 | Lignes | rotations | Variation n-1 |
|--|--------------|-----------|---------------|--------------|-----------|---------------|
| | Santa Teresa | 231 | -20,89% | Santa Teresa | 759 | -10,07% |

LIGNES
REGULIERS NAT° ET INTERNAT°



COMPAGNIES
REGULIERS NAT° ET INTERNAT°

| | Compagnies | rotations | Variation n-1 | Compagnies | rotations | Variation n-1 |
|--|---------------|-----------|---------------|---------------|-----------|---------------|
| | Moby Lines | 111 | -25,00% | Moby Lines | 639 | -8,71% |
| | Ichnusa Lines | 120 | -16,67% | Ichnusa Lines | 120 | -16,67% |



PORT DE COMMERCE DE L'ILE-ROUSSE

avril 2024

ROTATIONS

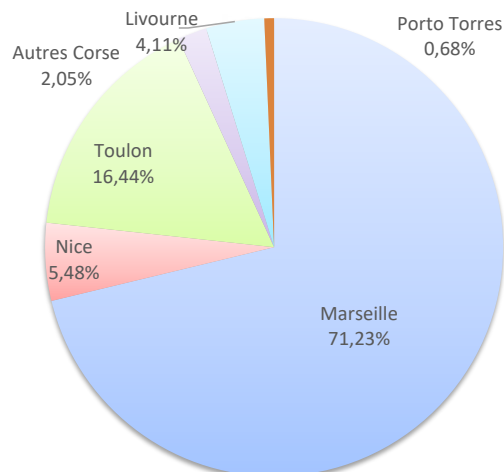
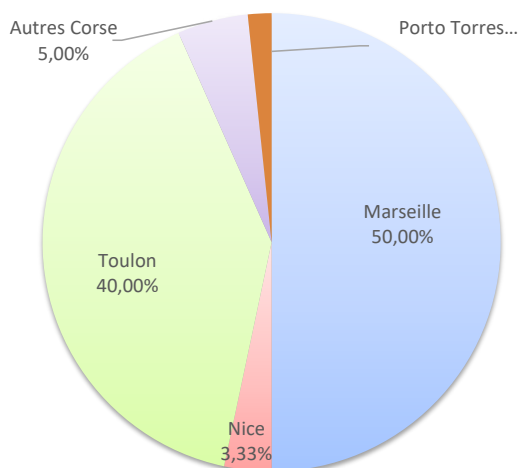
| | Rotations | | |
|--------------------|-----------|-----------|----------------|
| | 2023 | 2024 | Variation |
| Régulier National | 57 | 59 | 3,51% |
| Régulier Internat° | 3 | 1 | -66,67% |
| TOTAL | 60 | 60 | 0,00% |
| Croisières | 0 | 2 | - |
| Hydrocarbures | 0 | 0 | - |
| Ciment | 6 | 5 | -16,67% |
| TOTAL | 6 | 5 | -16,67% |
| TOTAL | 66 | 67 | 1,52% |

| | Cumul rotations depuis le 1er Janvier | | |
|--------------------|---------------------------------------|------------|---------------|
| | 2023 | 2024 | Variation |
| Régulier National | 138 | 139 | 0,72% |
| Régulier Internat° | 11 | 7 | -36,36% |
| TOTAL | 149 | 146 | -2,01% |
| Croisières | 0 | 2 | - |
| Hydrocarbures | 0 | 0 | - |
| Ciment | 27 | 25 | -7,41% |
| TOTAL | 27 | 25 | -7,41% |
| TOTAL | 176 | 173 | -1,70% |

LIGNES REGULIERS NAT° ET INTERNAT°

| Lignes | rotations | Variation n-1 |
|--------------|-----------|---------------|
| Marseille | 30 | -11,76% |
| Nice | 2 | 0,00% |
| Toulon | 24 | 71,43% |
| Autres Corse | 3 | -57,14% |
| Livourne | 0 | -100,00% |
| Porto Torres | 1 | -50,00% |

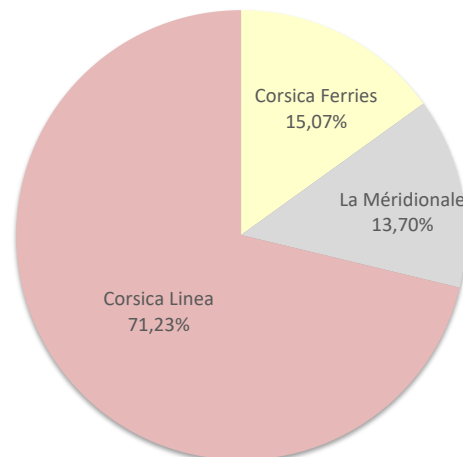
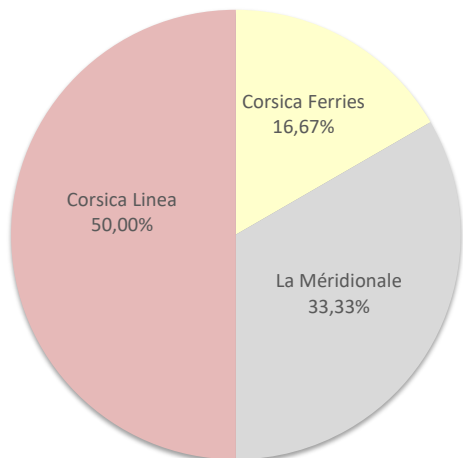
| Lignes | rotations | Variation n-1 |
|--------------|-----------|---------------|
| Marseille | 104 | 0,00% |
| Nice | 8 | 0,00% |
| Toulon | 24 | 50,00% |
| Autres Corse | 3 | -70,00% |
| Livourne | 6 | -33,33% |
| Porto Torres | 1 | -50,00% |



COMPAGNIES REGULIERS NAT° ET INTERNAT°

| Compagnies | rotations | Variation n-1 |
|-----------------|-----------|---------------|
| Corsica Ferries | 10 | -61,54% |
| La Méridionale | 20 | - |
| Corsica Linea | 30 | -11,76% |

| Compagnies | rotations | Variation n-1 |
|-----------------|-----------|---------------|
| Corsica Ferries | 22 | -45,00% |
| La Méridionale | 20 | - |
| Corsica Linea | 104 | -4,59% |



PORT DE COMMERCE DE PORTO-VECCHIO

avril 2024

ROTATIONS

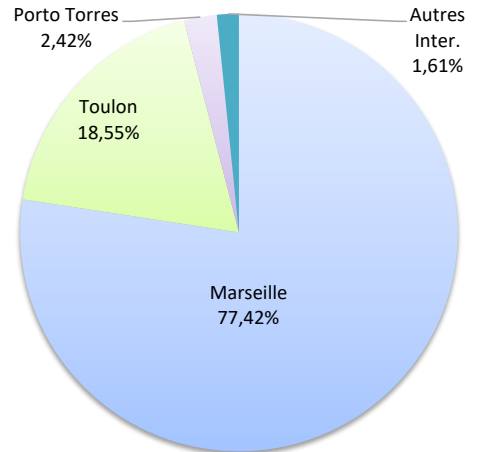
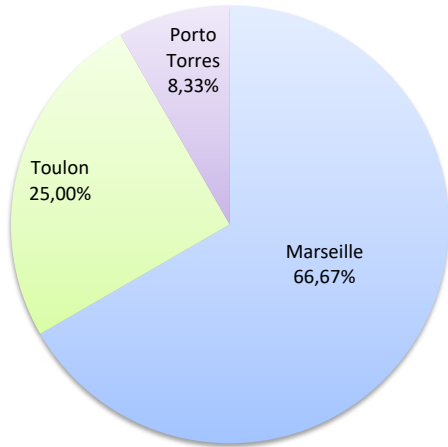
| | Rotations | | |
|--------------------|-----------|-----------|----------------|
| | 2023 | 2024 | Variation |
| Régulier National | 40 | 33 | -17,50% |
| Régulier Internat° | 2 | 3 | 50,00% |
| TOTAL | 42 | 36 | -14,29% |
| Croisières | 1 | 4 | 300,00% |
| Hydrocarbures | 0 | 0 | - |
| Ciment | 12 | 8 | -33,33% |
| TOTAL | 12 | 8 | -33,33% |
| TOTAL | 55 | 48 | -12,73% |

| | Cumul rotations depuis le 1er Janvier | | |
|--------------------|---------------------------------------|------------|----------------|
| | 2023 | 2024 | Variation |
| Régulier National | 126 | 119 | -5,56% |
| Régulier Internat° | 3 | 5 | 66,67% |
| TOTAL | 129 | 124 | -3,88% |
| Croisières | 1 | 4 | 300,00% |
| Hydrocarbures | 0 | 0 | - |
| Ciment | 44 | 38 | -13,64% |
| TOTAL | 44 | 38 | -13,64% |
| TOTAL | 174 | 166 | -4,60% |

LIGNES REGULIERS NAT° ET INTERNAT°

| Lignes | rotations | Variation n-1 |
|---------------|-----------|---------------|
| Marseille | 24 | 0,00% |
| Nice | 0 | -100,00% |
| Toulon | 9 | -40,00% |
| Porto Torres | 3 | - |
| Autres Inter. | 0 | - |

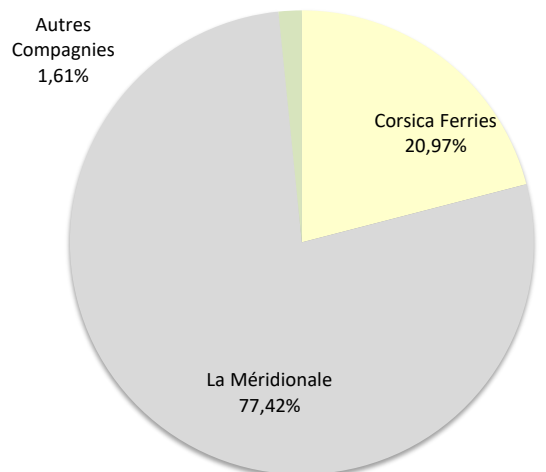
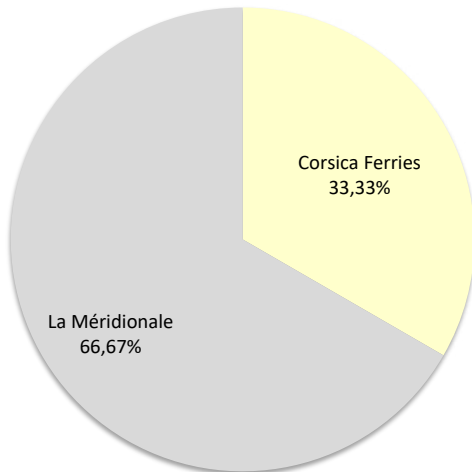
| Lignes | rotations | Variation n-1 |
|---------------|-----------|---------------|
| Marseille | 96 | 6,67% |
| Nice | 0 | -100,00% |
| Toulon | 23 | -34,29% |
| Porto Torres | 3 | - |
| Autres Inter. | 2 | - |



COMPAGNIES REGULIERS NAT° ET INTERNAT°

| Compagnies | rotations | Variation n-1 |
|-------------------|-----------|---------------|
| Corsica Ferries | 12 | -33,33% |
| La Méridionale | 24 | 0,00% |
| Corsica Linea | 0 | - |
| Autres Compagnies | 0 | - |

| Compagnies | rotations | Variation n-1 |
|-------------------|-----------|---------------|
| Corsica Ferries | 26 | -31,58% |
| La Méridionale | 96 | 6,67% |
| Corsica Linea | 0 | -100,00% |
| Autres Compagnies | 2 | - |



PORT DE COMMERCE DE PROPRIANO

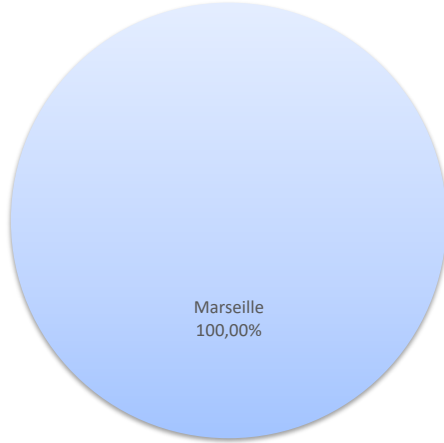
avril 2024

ROTATIONS

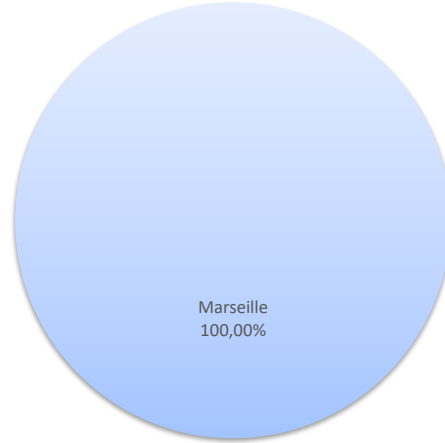
| | Rotations | | | Cumul rotations depuis le 1er Janvier | | |
|------------------------|-----------|-----------|----------------|---------------------------------------|------------|--------------|
| | 2023 | 2024 | Variation | 2023 | 2024 | Variation |
| Régulier National | 28 | 26 | -7,14% | 98 | 102 | 4,08% |
| Régulier Internat° | 0 | 0 | - | 0 | 0 | - |
| TOTAL | 28 | 26 | -7,14% | 98 | 102 | 4,08% |
| Croisières | 2 | 0 | -100,00% | 2 | 0 | -100,00% |
| Hydrocarbures (Bitume) | 0 | 0 | - | 2 | 2 | 0,00% |
| Ciment | 0 | 0 | - | 0 | 0 | - |
| TOTAL | 0 | 0 | - | 2 | 2 | 0,00% |
| TOTAL | 30 | 26 | -13,33% | 102 | 104 | 1,96% |

LIGNES
REGULIERS NAT° ET INTERNAT°

| Lignes | rotations | Variation n-1 |
|-----------|-----------|---------------|
| Marseille | 26 | -7,14% |

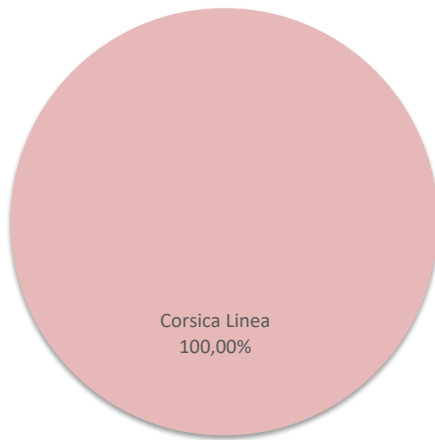


| Lignes | rotations | Variation n-1 |
|-----------|-----------|---------------|
| Marseille | 102 | 4,08% |



COMPAGNIES
REGULIERS NAT° ET INTERNAT°

| Compagnies | rotations | Variation n-1 |
|---------------|-----------|---------------|
| Corsica Linea | 26 | -7,14% |



| Compagnies | rotations | Variation n-1 |
|---------------|-----------|---------------|
| Corsica Linea | 102 | 4,08% |

