

**Ports de Commerce de Corse**

**Porti di Commerciù di Corsica**

**Mensuel**

***U Misincu***

**Rotations**

***Rutazione***

**avril 2024**

**aprile 2024**

## ROTATIONS

TOTAL PORTS	Rotations			Cumul rotations depuis le 1er Janvier		
	2023	2024	Variation	2023	2024	Variation
Régulier National	411	394	-4,14%	1 371	1 376	0,36%
Régulier International	405	367	-9,38%	1 165	1 108	-4,89%
<b>TOTAL</b>	<b>816</b>	<b>761</b>	<b>-6,74%</b>	<b>2 536</b>	<b>2 484</b>	<b>-2,05%</b>
Croisières	37	34	-8,11%	43	34	-20,93%
Hydrocarbures	26	24	-7,69%	100	98	-2,00%
Ciment	36	31	-13,89%	141	125	-11,35%
<b>TOTAL</b>	<b>62</b>	<b>55</b>	<b>-11,29%</b>	<b>241</b>	<b>223</b>	<b>-7,47%</b>
<b>TOTAL</b>	<b>915</b>	<b>850</b>	<b>-7,10%</b>	<b>2 820</b>	<b>2 741</b>	<b>-2,80%</b>

AJACCIO	Rotations			Cumul rotations depuis le 1er Janvier		
	2023	2024	Variation	2023	2024	Variation
Régulier National	146	140	-4,11%	488	496	1,64%
Régulier International	14	20	42,86%	43	50	16,28%
<b>TOTAL</b>	<b>160</b>	<b>160</b>	<b>0,00%</b>	<b>531</b>	<b>546</b>	<b>2,82%</b>
Croisières	22	24	9,09%	26	24	-7,69%
Hydrocarbures	8	8	0,00%	36	34	-5,56%
Ciment	10	10	0,00%	38	36	-5,26%
<b>TOTAL</b>	<b>18</b>	<b>18</b>	<b>0,00%</b>	<b>74</b>	<b>70</b>	<b>-5,41%</b>
<b>TOTAL</b>	<b>200</b>	<b>202</b>	<b>1,00%</b>	<b>631</b>	<b>640</b>	<b>1,43%</b>

BASTIA	Rotations			Cumul rotations depuis le 1er Janvier		
	2023	2024	Variation	2023	2024	Variation
Régulier National	140	136	-2,86%	521	520	-0,19%
Régulier International	94	112	19,15%	264	287	8,71%
<b>TOTAL</b>	<b>234</b>	<b>248</b>	<b>5,98%</b>	<b>785</b>	<b>807</b>	<b>2,80%</b>
Croisières	0	0	-	2	0	-100,00%
Hydrocarbures	18	16	-11,11%	62	62	0,00%
Ciment	8	8	0,00%	32	26	-18,75%
<b>TOTAL</b>	<b>26</b>	<b>24</b>	<b>-7,69%</b>	<b>94</b>	<b>88</b>	<b>-6,38%</b>
<b>TOTAL</b>	<b>260</b>	<b>272</b>	<b>4,62%</b>	<b>881</b>	<b>895</b>	<b>1,59%</b>

BONIFACIO	Rotations			Cumul rotations depuis le 1er Janvier		
	2023	2024	Variation	2023	2024	Variation
Régulier National	0	0	-	0	0	-
Régulier International	292	231	-20,89%	844	759	-10,07%
<b>TOTAL</b>	<b>292</b>	<b>231</b>	<b>-20,89%</b>	<b>844</b>	<b>759</b>	<b>-10,07%</b>
Croisières	12	4	-66,67%	12	4	-66,67%
Hydrocarbures	0	0	-	0	0	-
Ciment	0	0	-	0	0	-
<b>TOTAL</b>	<b>0</b>	<b>0</b>	<b>-</b>	<b>0</b>	<b>0</b>	<b>-</b>
<b>TOTAL</b>	<b>304</b>	<b>235</b>	<b>-22,70%</b>	<b>856</b>	<b>763</b>	<b>-10,86%</b>

L'ILE-ROUSSE	Rotations			Cumul rotations depuis le 1er Janvier		
	2023	2024	Variation	2023	2024	Variation
Régulier National	57	59	3,51%	138	139	0,72%
Régulier International	3	1	-66,67%	11	7	-36,36%
<b>TOTAL</b>	<b>60</b>	<b>60</b>	<b>0,00%</b>	<b>149</b>	<b>146</b>	<b>-2,01%</b>
Croisières	0	2	-	0	2	-
Hydrocarbures	0	0	-	0	0	-
Ciment	6	5	-16,67%	27	25	-7,41%
<b>TOTAL</b>	<b>6</b>	<b>5</b>	<b>-16,67%</b>	<b>27</b>	<b>25</b>	<b>-7,41%</b>
<b>TOTAL</b>	<b>66</b>	<b>67</b>	<b>1,52%</b>	<b>176</b>	<b>173</b>	<b>-1,70%</b>

PORTO-VECCHIO	Rotations			Cumul rotations depuis le 1er Janvier		
	2023	2024	Variation	2023	2024	Variation
Régulier National	40	33	-17,50%	126	119	-5,56%
Régulier International	2	3	50,00%	3	5	66,67%
<b>TOTAL</b>	<b>42</b>	<b>36</b>	<b>-14,29%</b>	<b>129</b>	<b>124</b>	<b>-3,88%</b>
Croisières	1	4	300,00%	1	4	300,00%
Hydrocarbures	0	0	-	0	0	-
Ciment	12	8	-33,33%	44	38	-13,64%
<b>TOTAL</b>	<b>12</b>	<b>8</b>	<b>-33,33%</b>	<b>44</b>	<b>38</b>	<b>-13,64%</b>
<b>TOTAL</b>	<b>55</b>	<b>48</b>	<b>-12,73%</b>	<b>174</b>	<b>166</b>	<b>-4,60%</b>

PROPRIANO	Rotations			Cumul rotations depuis le 1er Janvier		
	2023	2024	Variation	2023	2024	Variation
Régulier National	28	26	-7,14%	98	102	4,08%
Régulier International	0	0	-	0	0	-
<b>TOTAL</b>	<b>28</b>	<b>26</b>	<b>-7,14%</b>	<b>98</b>	<b>102</b>	<b>4,08%</b>
Croisières	2	0	-100,00%	2	0	-100,00%
Hydrocarbures	0	0	-	2	2	0,00%
Ciment	0	0	-	0	0	-
<b>TOTAL</b>	<b>0</b>	<b>0</b>	<b>-</b>	<b>2</b>	<b>2</b>	<b>0,00%</b>
<b>TOTAL</b>	<b>30</b>	<b>26</b>	<b>-13,33%</b>	<b>102</b>	<b>104</b>	<b>1,96%</b>

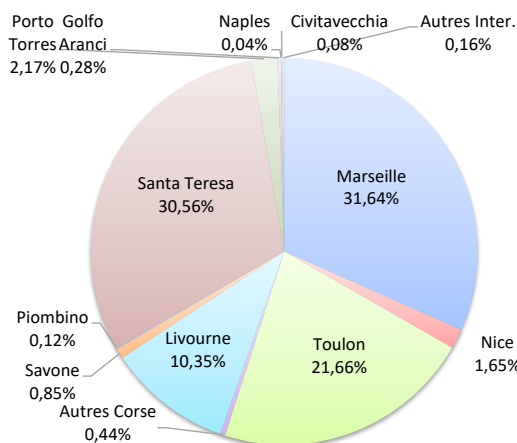
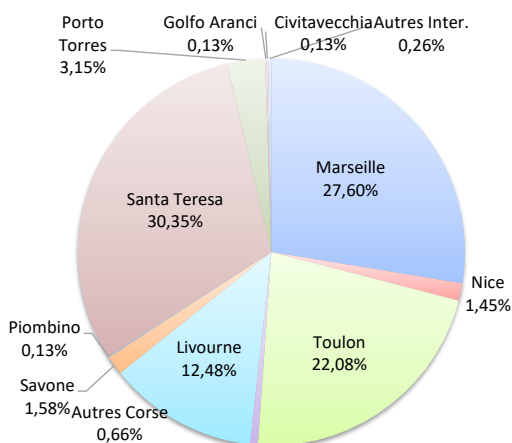
ROTATIONS

	Rotations			Cumul rotations depuis le 1er Janvier		
	2023	2024	Variation	2023	2024	Variation
Régulier National	411	394	-4,14%	1 371	1 376	0,36%
Régulier Internat°	405	367	-9,38%	1 165	1 108	-4,89%
<b>TOTAL</b>	<b>816</b>	<b>761</b>	<b>-6,74%</b>	<b>2 536</b>	<b>2 484</b>	<b>-2,05%</b>
Croisières	37	34	-8,11%	43	34	-20,93%
Hydrocarbures	26	24	-7,69%	100	98	-2,00%
Ciment	36	31	-13,89%	141	125	-11,35%
<b>TOTAL</b>	<b>62</b>	<b>55</b>	<b>-11,29%</b>	<b>241</b>	<b>223</b>	<b>-7,47%</b>
<b>TOTAL</b>	<b>915</b>	<b>850</b>	<b>-7,10%</b>	<b>2 820</b>	<b>2 741</b>	<b>-2,80%</b>

**LIGNES**  
REGULIERS NAT° ET INTERNAT°

Lignes	rotations	Variation n-1
Marseille	210	-0,94%
Nice	11	-35,29%
Toulon	168	0,60%
Autres Corse	5	-66,67%
Livourne	95	46,15%
Savone	12	-52,00%
Piombino	1	-
Santa Teresa	231	-20,89%
Porto Torres	24	-20,89%
Golfo Aranci	1	-80,00%
Naples	0	-
Civitavecchia	1	-50,00%
Autres Inter.	2	-

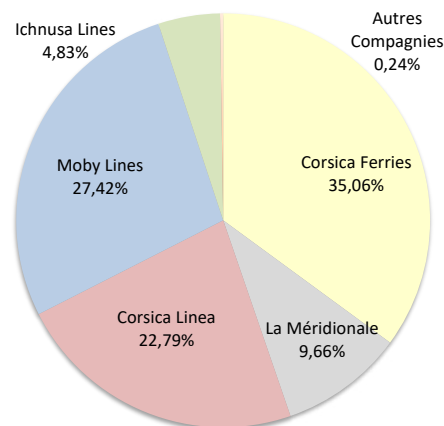
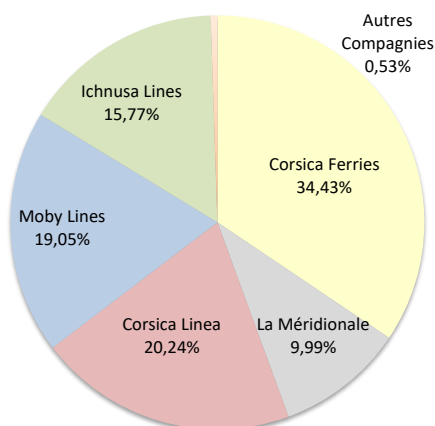
Lignes	rotations	Variation n-1
Marseille	786	2,21%
Nice	41	13,89%
Toulon	538	1,70%
Autres Corse	11	-70,27%
Livourne	257	13,72%
Savone	21	-43,24%
Piombino	3	-
Santa Teresa	759	-10,07%
Porto Torres	54	31,71%
Golfo Aranci	7	-46,15%
Naples	1	-
Civitavecchia	2	0,00%
Autres Inter.	4	100,00%



**COMPAGNIES**  
REGULIERS NAT° et INTERNAT°

Compagnies	rotations	Variation n-1
Corsica Ferries	262	-16,03%
La Méridionale	76	40,74%
Corsica Linea	154	-2,53%
Moby Lines	145	-2,03%
Ichnusa Lines	120	-16,67%
Autres Compagnies	4	-

Compagnies	rotations	Variation n-1
Corsica Ferries	871	-3,86%
La Méridionale	240	14,29%
Corsica Linea	566	-1,39%
Moby Lines	681	-2,71%
Ichnusa Lines	120	-16,67%
Autres Compagnies	6	-



## ROTATIONS PAR LIGNE

<b>MENSUEL</b>	<b>National</b>	<b>Ajaccio</b>	<b>Bastia</b>	<b>Bonifacio</b>	<b>L'Ile-Rousse</b>	<b>Porto-Vecchio</b>	<b>Propriano</b>	<b>Total</b>
	Marseille	66	64	0	30	24	26	210
	Nice	0	9	0	2	0	0	11
	Toulon	74	61	0	24	9	0	168
	Autres Corse	0	2	0	3	0	0	5
	<b>Total</b>	<b>140</b>	<b>136</b>	<b>0</b>	<b>59</b>	<b>33</b>	<b>26</b>	<b>394</b>
	<i>Variation Volume /(n-1)</i>	<i>-6</i>	<i>-4</i>	<i>0</i>	<i>2</i>	<i>-7</i>	<i>-2</i>	<i>-17</i>
	<i>Variation % / (n-1)</i>	<i>-4,11%</i>	<i>-2,86%</i>	<i>-</i>	<i>3,51%</i>	<i>-17,50%</i>	<i>-7,14%</i>	<i>-4,14%</i>
	<b>International</b>	<b>Ajaccio</b>	<b>Bastia</b>	<b>Bonifacio</b>	<b>L'Ile-Rousse</b>	<b>Porto-Vecchio</b>	<b>Propriano</b>	<b>Total</b>
	Livourne	0	95	0	0	0	0	95
	Savone	0	12	0	0	0	0	12
	Piombino	0	1	0	0	0	0	1
	Santa Teresa	0	0	231	0	0	0	231
	Porto Torres	20	0	0	1	3	0	24
Golfo Aranci	0	1	0	0	0	0	1	
Civitavecchia	0	1	0	0	0	0	1	
Autres Inter.	0	2	0	0	0	0	2	
<b>Total</b>	<b>20</b>	<b>112</b>	<b>231</b>	<b>1</b>	<b>3</b>	<b>0</b>	<b>367</b>	
<i>Variation Volume /(n-1)</i>	<i>6</i>	<i>18</i>	<i>-61</i>	<i>-2</i>	<i>1</i>	<i>0</i>	<i>-38</i>	
<i>Variation % / (n-1)</i>	<i>42,86%</i>	<i>19,15%</i>	<i>-20,89%</i>	<i>-66,67%</i>	<i>50,00%</i>	<i>-</i>	<i>-9,38%</i>	
<b>Total</b>	<b>160</b>	<b>248</b>	<b>231</b>	<b>60</b>	<b>36</b>	<b>26</b>	<b>761</b>	
<i>Variation Volume /(n-1)</i>	<i>0</i>	<i>14</i>	<i>-61</i>	<i>0</i>	<i>-6</i>	<i>-2</i>	<i>-55</i>	
<i>Variation % / (n-1)</i>	<i>0,00%</i>	<i>5,98%</i>	<i>-20,89%</i>	<i>0,00%</i>	<i>-14,29%</i>	<i>-7,14%</i>	<i>-6,74%</i>	

<b>Cumul depuis le 1er janvier</b>	<b>National</b>	<b>Ajaccio</b>	<b>Bastia</b>	<b>Bonifacio</b>	<b>L'Ile-Rousse</b>	<b>Porto-Vecchio</b>	<b>Propriano</b>	<b>Total</b>
	Marseille	246	238	0	104	96	102	786
	Nice	0	33	0	8	0	0	41
	Toulon	250	241	0	24	23	0	538
	Autres Corse	0	8	0	3	0	0	11
	<b>Total</b>	<b>496</b>	<b>520</b>	<b>0</b>	<b>139</b>	<b>119</b>	<b>102</b>	<b>1 376</b>
	<i>Variation Volume /(n-1)</i>	<i>8</i>	<i>-1</i>	<i>0</i>	<i>1</i>	<i>-7</i>	<i>4</i>	<i>5</i>
	<i>Variation % / (n-1)</i>	<i>1,64%</i>	<i>-0,19%</i>	<i>-</i>	<i>0,72%</i>	<i>-5,56%</i>	<i>4,08%</i>	<i>0,36%</i>
	<b>International</b>	<b>Ajaccio</b>	<b>Bastia</b>	<b>Bonifacio</b>	<b>L'Ile-Rousse</b>	<b>Porto-Vecchio</b>	<b>Propriano</b>	<b>Total</b>
	Livourne	0	251	0	6	0	0	257
	Savone	0	21	0	0	0	0	21
	Piombino	0	3	0	0	0	0	3
	Santa Teresa	0	0	759	0	0	0	759
	Porto Torres	50	0	0	1	3	0	54
Golfo Aranci	0	7	0	0	0	0	7	
Naples	0	1	0	0	0	0	1	
Civitavecchia	0	2	0	0	0	0	2	
Autres Inter.	0	2	0	0	2	0	4	
<b>Total</b>	<b>50</b>	<b>287</b>	<b>759</b>	<b>7</b>	<b>5</b>	<b>0</b>	<b>1 108</b>	
<i>Variation Volume /(n-1)</i>	<i>7</i>	<i>23</i>	<i>-85</i>	<i>-4</i>	<i>2</i>	<i>0</i>	<i>-57</i>	
<i>Variation % / (n-1)</i>	<i>16,28%</i>	<i>8,71%</i>	<i>-10,07%</i>	<i>-36,36%</i>	<i>66,67%</i>	<i>-</i>	<i>-4,89%</i>	
<b>Total</b>	<b>546</b>	<b>807</b>	<b>759</b>	<b>146</b>	<b>124</b>	<b>102</b>	<b>2 484</b>	
<i>Variation Volume /(n-1)</i>	<i>15</i>	<i>22</i>	<i>-85</i>	<i>-3</i>	<i>-5</i>	<i>4</i>	<i>-52</i>	
<i>Variation % / (n-1)</i>	<i>2,82%</i>	<i>2,80%</i>	<i>-10,07%</i>	<i>-2,01%</i>	<i>-3,88%</i>	<i>4,08%</i>	<i>-2,05%</i>	

<b>Vrac</b>	<b>MENSUEL</b>	<b>Ajaccio</b>	<b>Bastia</b>	<b>Bonifacio</b>	<b>L'Ile-Rousse</b>	<b>Porto-Vecchio</b>	<b>Propriano</b>	<b>Total</b>
	Hydrocarbures	8	16	0	0	0	0	24
	Ciment	10	8	0	5	8	0	31
	<b>Total</b>	<b>18</b>	<b>24</b>	<b>0</b>	<b>5</b>	<b>8</b>	<b>0</b>	<b>55</b>
	<i>Variation Volume /(n-1)</i>	<i>2</i>	<i>-2</i>	<i>0</i>	<i>-1</i>	<i>-4</i>	<i>0</i>	<i>-5</i>
	<i>Variation % / (n-1)</i>	<i>12,50%</i>	<i>-7,69%</i>	<i>-</i>	<i>-16,67%</i>	<i>-33,33%</i>	<i>-</i>	<i>-8,33%</i>
	<b>CUMUL</b>	<b>Ajaccio</b>	<b>Bastia</b>	<b>Bonifacio</b>	<b>L'Ile-Rousse</b>	<b>Porto-Vecchio</b>	<b>Propriano</b>	<b>Total</b>
	Hydrocarbures	34	62	0	0	0	2	98
	Ciment	36	26	0	25	38	0	125
	<b>Total</b>	<b>70</b>	<b>88</b>	<b>0</b>	<b>25</b>	<b>38</b>	<b>2</b>	<b>223</b>
<i>Variation Volume /(n-1)</i>	<i>-4</i>	<i>-6</i>	<i>0</i>	<i>-2</i>	<i>-6</i>	<i>0</i>	<i>-18</i>	
<i>Variation % / (n-1)</i>	<i>-5,41%</i>	<i>-6,38%</i>	<i>-</i>	<i>-7,41%</i>	<i>-13,64%</i>	<i>0,00%</i>	<i>-7,47%</i>	

<b>Croisiéristes</b>	<b>MENSUEL</b>	<b>Ajaccio</b>	<b>Bastia</b>	<b>Bonifacio</b>	<b>L'Ile-Rousse</b>	<b>Porto-Vecchio</b>	<b>Propriano</b>	<b>Total</b>
	Croisières	24	0	4	2	4	0	34
	<b>Total</b>	<b>24</b>	<b>0</b>	<b>4</b>	<b>2</b>	<b>4</b>	<b>0</b>	<b>34</b>
	<i>Variation Volume /(n-1)</i>	<i>2</i>	<i>0</i>	<i>-8</i>	<i>2</i>	<i>3</i>	<i>-2</i>	<i>-3</i>
	<i>Variation % / (n-1)</i>	<i>9,09%</i>	<i>-</i>	<i>-66,67%</i>	<i>-</i>	<i>300,00%</i>	<i>-100,00%</i>	<i>-8,11%</i>
	<b>CUMUL depuis le 1er janvier</b>	<b>Ajaccio</b>	<b>Bastia</b>	<b>Bonifacio</b>	<b>L'Ile-Rousse</b>	<b>Porto-Vecchio</b>	<b>Propriano</b>	<b>Total</b>
	Croisières	24	0	4	2	4	0	34
	<b>Total</b>	<b>24</b>	<b>0</b>	<b>4</b>	<b>2</b>	<b>4</b>	<b>0</b>	<b>34</b>
<i>Variation Volume /(n-1)</i>	<i>-2</i>	<i>-2</i>	<i>-8</i>	<i>2</i>	<i>3</i>	<i>-2</i>	<i>-9</i>	
<i>Variation % / (n-1)</i>	<i>-7,69%</i>	<i>-100,00%</i>	<i>-66,67%</i>	<i>-</i>	<i>300,00%</i>	<i>-100,00%</i>	<i>-20,93%</i>	

PORTS DE COMMERCE DE CORSE

avril 2024

ROTATIONS PAR COMPAGNIE

<b>MENSUEL</b>	<b>National</b>	<b>Ajaccio</b>	<b>Bastia</b>	<b>Bonifacio</b>	<b>L'Ile-Rousse</b>	<b>Porto-Vecchio</b>	<b>Propriano</b>	<b>Total</b>	<b>Variation/V</b>	<b>Variation/%</b>
	Corsica Ferries	74	71	0	9	9	0	163	-36	-18,09%
	La Méridionale	32	0	0	20	24	0	76	22	40,74%
	Corsica Linea	34	64	0	30	0	26	154	-4	-2,53%
	Autres Compagnies	0	1	0	0	0	0	1	1	-
	<b>Total</b>	<b>140</b>	<b>136</b>	<b>0</b>	<b>59</b>	<b>33</b>	<b>26</b>	<b>394</b>	<b>-17</b>	<b>-4,14%</b>
	<b>Variation Volume /(n-1)</b>	<b>-6</b>	<b>-4</b>	<b>0</b>	<b>2</b>	<b>-7</b>	<b>-2</b>	<b>-17</b>		
	<b>Variation % / (n-1)</b>	<b>-4,11%</b>	<b>-2,86%</b>	<b>-</b>	<b>3,51%</b>	<b>-17,50%</b>	<b>-7,14%</b>	<b>-4,14%</b>		
	<b>International</b>	<b>Ajaccio</b>	<b>Bastia</b>	<b>Bonifacio</b>	<b>L'Ile-Rousse</b>	<b>Porto-Vecchio</b>	<b>Propriano</b>	<b>Total</b>	<b>Variation/V</b>	<b>Variation/%</b>
	Corsica Ferries	18	75	0	1	3	0	97	-14	-12,61%
Moby Lines	0	34	111	0	0	0	145	-3	-2,03%	
Ichnusa Lines	0	0	120	0	0	0	120	-24	-16,67%	
Autres Compagnies	2	0	0	0	0	0	2	2	-	
<b>Total</b>	<b>20</b>	<b>109</b>	<b>231</b>	<b>1</b>	<b>3</b>	<b>0</b>	<b>364</b>	<b>-39</b>	<b>-9,68%</b>	
<b>Variation Volume /(n-1)</b>	<b>6</b>	<b>17</b>	<b>-61</b>	<b>-2</b>	<b>1</b>	<b>0</b>	<b>-39</b>			
<b>Variation % / (n-1)</b>	<b>42,86%</b>	<b>18,48%</b>	<b>-20,89%</b>	<b>-66,67%</b>	<b>50,00%</b>	<b>-</b>	<b>-9,68%</b>			
<b>Total</b>	<b>Ajaccio</b>	<b>Bastia</b>	<b>Bonifacio</b>	<b>L'Ile-Rousse</b>	<b>Porto-Vecchio</b>	<b>Propriano</b>	<b>Total</b>	<b>Variation/V</b>	<b>Variation/%</b>	
Corsica Ferries	92	149	0	10	12	0	263	-47	-15,16%	
La Méridionale	32	0	0	20	24	0	76	22	40,74%	
Corsica Linea	34	64	0	30	0	26	154	-4	-2,53%	
Moby Lines	0	34	111	0	0	0	145	-3	-2,03%	
Ichnusa Lines	0	0	120	0	0	0	120	-24	-16,67%	
Autres Compagnies	2	1	0	0	0	0	3	3	-	
<b>Total</b>	<b>160</b>	<b>248</b>	<b>231</b>	<b>60</b>	<b>36</b>	<b>26</b>	<b>761</b>	<b>-53</b>	<b>-6,51%</b>	
<b>Variation Volume /(n-1)</b>	<b>0</b>	<b>16</b>	<b>-61</b>	<b>0</b>	<b>-6</b>	<b>-2</b>	<b>-53</b>			
<b>Variation % / (n-1)</b>	<b>0,00%</b>	<b>6,90%</b>	<b>-20,89%</b>	<b>0,00%</b>	<b>-14,29%</b>	<b>-7,14%</b>	<b>-6,51%</b>			

<b>Cumul depuis le 1er janvier</b>	<b>National</b>	<b>Ajaccio</b>	<b>Bastia</b>	<b>Bonifacio</b>	<b>L'Ile-Rousse</b>	<b>Porto-Vecchio</b>	<b>Propriano</b>	<b>Total</b>	<b>Variation/V</b>	<b>Variation/%</b>
	Corsica Ferries	250	281	0	15	23	0	569	-27	-4,53%
	La Méridionale	124	0	0	20	96	0	240	32	15,38%
	Corsica Linea	122	238	0	104	0	102	566	-1	-0,18%
	Autres Compagnies	0	1	0	0	0	0	1	1	-
	<b>Total</b>	<b>496</b>	<b>520</b>	<b>0</b>	<b>139</b>	<b>119</b>	<b>102</b>	<b>1 376</b>	<b>5</b>	<b>0,36%</b>
	<b>Variation Volume /(n-1)</b>	<b>8</b>	<b>-1</b>	<b>0</b>	<b>1</b>	<b>-7</b>	<b>4</b>	<b>5</b>		
	<b>Variation % / (n-1)</b>	<b>1,64%</b>	<b>-0,19%</b>	<b>-</b>	<b>0,72%</b>	<b>-5,56%</b>	<b>4,08%</b>	<b>0,36%</b>		
	<b>International</b>	<b>Ajaccio</b>	<b>Bastia</b>	<b>Bonifacio</b>	<b>L'Ile-Rousse</b>	<b>Porto-Vecchio</b>	<b>Propriano</b>	<b>Total</b>	<b>Variation/V</b>	<b>Variation/%</b>
	Corsica Ferries	48	244	0	7	3	0	302	-8	-2,58%
La Méridionale	0	0	0	0	0	0	0	-2	-100,00%	
Corsica Linea	0	0	0	0	0	0	0	-7	-100,00%	
Moby Lines	0	42	639	0	0	0	681	-19	-2,71%	
Ichnusa Lines	0	0	120	0	0	0	120	-24	-16,67%	
Autres Compagnies	2	1	0	0	2	0	5	3	150,00%	
<b>Total</b>	<b>50</b>	<b>287</b>	<b>759</b>	<b>7</b>	<b>5</b>	<b>0</b>	<b>1 108</b>	<b>-57</b>	<b>-4,89%</b>	
<b>Variation Volume /(n-1)</b>	<b>7</b>	<b>23</b>	<b>-85</b>	<b>-4</b>	<b>2</b>	<b>0</b>	<b>-57</b>			
<b>Variation % / (n-1)</b>	<b>16,28%</b>	<b>8,71%</b>	<b>-10,07%</b>	<b>-36,36%</b>	<b>66,67%</b>	<b>-</b>	<b>-4,89%</b>			
<b>Total</b>	<b>Ajaccio</b>	<b>Bastia</b>	<b>Bonifacio</b>	<b>L'Ile-Rousse</b>	<b>Porto-Vecchio</b>	<b>Propriano</b>	<b>Total</b>	<b>Variation/V</b>	<b>Variation/%</b>	
Corsica Ferries	298	525	0	22	26	0	871	-35	-3,86%	
La Méridionale	124	0	0	20	96	0	240	30	14,29%	
Corsica Linea	122	238	0	104	0	102	566	-8	-1,39%	
Moby Lines	0	42	639	0	0	0	681	-19	-2,71%	
Ichnusa Lines	0	0	120	0	0	0	120	-24	-16,67%	
Autres Compagnies	2	2	0	0	2	0	6	4	200,00%	
<b>Total</b>	<b>546</b>	<b>807</b>	<b>759</b>	<b>146</b>	<b>124</b>	<b>102</b>	<b>2 484</b>	<b>-52</b>	<b>-2,05%</b>	
<b>Variation Volume /(n-1)</b>	<b>15</b>	<b>22</b>	<b>-85</b>	<b>-3</b>	<b>-5</b>	<b>4</b>	<b>-52</b>			
<b>Variation % / (n-1)</b>	<b>2,82%</b>	<b>2,80%</b>	<b>-10,07%</b>	<b>-2,01%</b>	<b>-3,88%</b>	<b>4,08%</b>	<b>-2,05%</b>			