

**Ports de Commerce de Corse**  
**Porti di Commerciù di Corsica**

**Mensuel**  
*U Misincu*

**Marchandises 2023**  
*Marcanzzii 2023*

mai 2023  
maghju 2023

# PORTS DE COMMERCE DE CORSE

mai 2023

## TRAFIC MARCHANDISES GLOBAL

TOTAL PORTS
Régulier National
Régulier International
<b>TOTAL</b>
Hydrocarbures
Ciment
<b>TOTAL</b>
<b>TOTAL</b>

Marchandises du 1er au 31 mai		
2022	2023	Variation
246 056	218 512	-11,19%
56 011	51 433	-8,17%
<b>302 067</b>	<b>269 945</b>	<b>-10,63%</b>
43 182	56 268	30,30%
8 769	12 309	40,37%
<b>51 951</b>	<b>68 577</b>	<b>32,00%</b>
<b>354 018</b>	<b>338 522</b>	<b>-4,38%</b>

Cumul Marchandises depuis le 1er Janvier		
2022	2023	Variation
1 203 138	1 071 732	-10,92%
262 583	235 861	-10,18%
<b>1 465 721</b>	<b>1 307 593</b>	<b>-10,79%</b>
243 755	194 474	-20,22%
56 617	58 895	4,02%
<b>300 372</b>	<b>253 369</b>	<b>-15,65%</b>
<b>1 766 093</b>	<b>1 560 962</b>	<b>-11,61%</b>

AJACCIO
Régulier National
Régulier International
<b>TOTAL</b>
Hydrocarbures
Ciment
<b>TOTAL</b>
<b>TOTAL</b>

Marchandises du 1er au 31 mai		
2022	2023	Variation
76 556	69 016	-9,85%
2 293	720	-68,60%
<b>78 849</b>	<b>69 736</b>	<b>-11,56%</b>
11 552	17 952	55,40%
2 324	3 545	52,54%
<b>13 876</b>	<b>21 497</b>	<b>54,92%</b>
<b>92 725</b>	<b>91 233</b>	<b>-1,61%</b>

Cumul Marchandises depuis le 1er Janvier		
2022	2023	Variation
380 538	338 501	-11,05%
7 790	3 450	-55,71%
<b>388 328</b>	<b>341 951</b>	<b>-11,94%</b>
84 436	65 953	-21,89%
16 599	16 031	-3,42%
<b>101 035</b>	<b>81 984</b>	<b>-18,86%</b>
<b>489 363</b>	<b>423 935</b>	<b>-13,37%</b>

BASTIA
Régulier National
Régulier International
<b>TOTAL</b>
Hydrocarbures
Ciment
<b>TOTAL</b>
<b>TOTAL</b>

Marchandises du 1er au 31 mai		
2022	2023	Variation
120 676	109 343	-9,39%
44 357	40 550	-8,58%
<b>165 033</b>	<b>149 893</b>	<b>-9,17%</b>
31 630	36 425	15,16%
2 478	4 372	76,43%
<b>34 108</b>	<b>40 797</b>	<b>19,61%</b>
<b>199 141</b>	<b>190 690</b>	<b>-4,24%</b>

Cumul Marchandises depuis le 1er Janvier		
2022	2023	Variation
602 512	542 768	-9,92%
216 569	193 061	-10,85%
<b>819 081</b>	<b>735 829</b>	<b>-10,16%</b>
156 241	125 335	-19,78%
16 036	18 769	17,04%
<b>172 277</b>	<b>144 104</b>	<b>-16,35%</b>
<b>991 358</b>	<b>879 933</b>	<b>-11,24%</b>

BONIFACIO
Régulier National
Régulier International
<b>TOTAL</b>
Hydrocarbures
Ciment
<b>TOTAL</b>
<b>TOTAL</b>

Marchandises du 1er au 31 mai		
2022	2023	Variation
0	0	-
9 361	9 353	-0,09%
<b>9 361</b>	<b>9 353</b>	<b>-0,09%</b>
0	0	-
0	0	-
<b>0</b>	<b>0</b>	<b>-</b>
<b>9 361</b>	<b>9 353</b>	<b>-0,09%</b>

Cumul Marchandises depuis le 1er Janvier		
2022	2023	Variation
0	0	-
36 195	35 384	-2,24%
<b>36 195</b>	<b>35 384</b>	<b>-2,24%</b>
0	0	-
0	0	-
<b>0</b>	<b>0</b>	<b>-</b>
<b>36 195</b>	<b>35 384</b>	<b>-2,24%</b>

L'ILE-ROUSSE
Régulier National
Régulier International
<b>TOTAL</b>
Hydrocarbures
Ciment
<b>TOTAL</b>
<b>TOTAL</b>

Marchandises du 1er au 31 mai		
2022	2023	Variation
14 483	14 488	0,03%
0	212	-
<b>14 483</b>	<b>14 700</b>	<b>1,50%</b>
0	0	-
1 574	2 087	32,61%
<b>1 574</b>	<b>2 087</b>	<b>32,61%</b>
<b>16 057</b>	<b>16 787</b>	<b>4,55%</b>

Cumul Marchandises depuis le 1er Janvier		
2022	2023	Variation
66 542	70 766	6,35%
2 029	3 109	53,23%
<b>68 571</b>	<b>73 875</b>	<b>7,74%</b>
0	0	-
9 999	11 247	12,48%
<b>9 999</b>	<b>11 247</b>	<b>12,48%</b>
<b>78 570</b>	<b>85 122</b>	<b>8,34%</b>

PORTO-VECCHIO
Régulier National
Régulier International
<b>TOTAL</b>
Hydrocarbures
Ciment
<b>TOTAL</b>
<b>TOTAL</b>

Marchandises du 1er au 31 mai		
2022	2023	Variation
25 322	18 844	-25,58%
0	598	-
<b>25 322</b>	<b>19 442</b>	<b>-23,22%</b>
0	0	-
2 393	2 305	-3,68%
<b>2 393</b>	<b>2 305</b>	<b>-3,68%</b>
<b>27 715</b>	<b>21 747</b>	<b>-21,53%</b>

Cumul Marchandises depuis le 1er Janvier		
2022	2023	Variation
117 707	84 738	-28,01%
0	857	-
<b>117 707</b>	<b>85 595</b>	<b>-27,28%</b>
0	0	-
13 983	12 848	-8,12%
<b>13 983</b>	<b>12 848</b>	<b>-8,12%</b>
<b>131 690</b>	<b>98 443</b>	<b>-25,25%</b>

PROPRIANO
Régulier National
Régulier International
<b>TOTAL</b>
Hydrocarbures
Ciment
<b>TOTAL</b>
<b>TOTAL</b>

Marchandises du 1er au 31 mai		
2022	2023	Variation
9 019	6 821	-24,37%
0	0	-
<b>9 019</b>	<b>6 821</b>	<b>-24,37%</b>
0	1 891	-
0	0	-
<b>0</b>	<b>1 891</b>	<b>-</b>
<b>9 019</b>	<b>8 712</b>	<b>-3,40%</b>

Cumul Marchandises depuis le 1er Janvier		
2022	2023	Variation
35 839	34 959	-2,46%
0	0	-
<b>35 839</b>	<b>34 959</b>	<b>-2,46%</b>
3 078	3 186	3,51%
0	0	-
<b>3 078</b>	<b>3 186</b>	<b>3,51%</b>
<b>38 917</b>	<b>38 145</b>	<b>-1,98%</b>

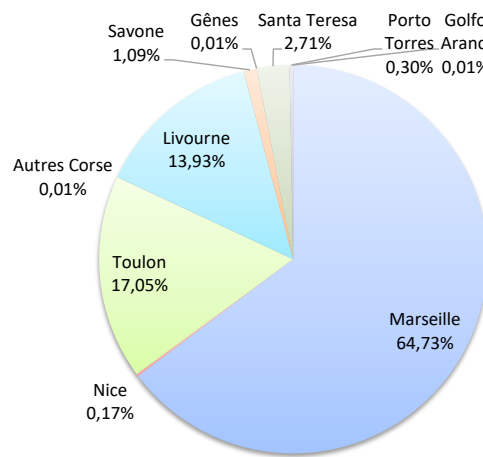
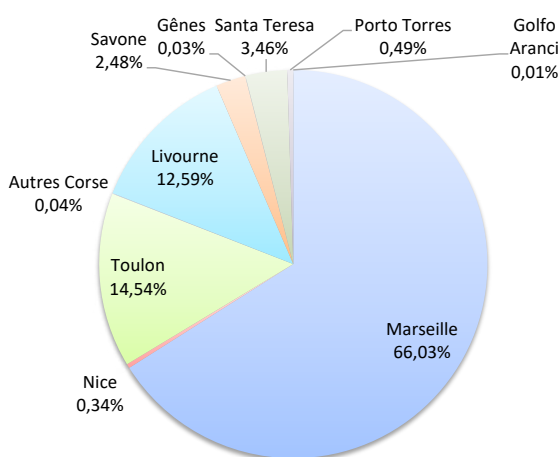
TRAFIC MARCHANDISES

	Marchandises du 1er au 31 mai			Cumul Marchandises depuis le 1er Janvier		
	2022	2023	Variation	2022	2023	Variation
Régulier National	246 056	218 512	-11,19%	1 203 138	1 071 732	-10,92%
Régulier Internat°	56 011	51 433	-8,17%	262 583	235 861	-10,18%
<b>TOTAL</b>	<b>302 067</b>	<b>269 945</b>	<b>-10,63%</b>	<b>1 465 721</b>	<b>1 307 593</b>	<b>-10,79%</b>
Croisières	0	0	-	0	0	-
Hydrocarbures	43 182	56 268	30,30%	243 755	194 474	-20,22%
Ciment	8 769	12 309	40,37%	56 617	58 895	4,02%
<b>TOTAL</b>	<b>51 951</b>	<b>68 577</b>	<b>32,00%</b>	<b>300 372</b>	<b>253 369</b>	<b>-15,65%</b>
<b>TOTAL</b>	<b>354 018</b>	<b>338 522</b>	<b>-4,38%</b>	<b>1 766 093</b>	<b>1 560 962</b>	<b>-11,61%</b>

LIGNES  
REGULIERS NAT° ET INTERNAT°

Lignes	Marchandises	Variation n-1
Marseille	178 231	-14,92%
Nice	926	-32,21%
Toulon	39 256	11,84%
Autres Corse	98	-2,97%
Livourne	33 973	-13,17%
Savone	6 685	27,77%
Gênes	72	-
Piombino	0	-
Santa Teresa	9 353	-0,09%
Porto Torres	1 332	-0,09%
Golfo Aranci	18	-

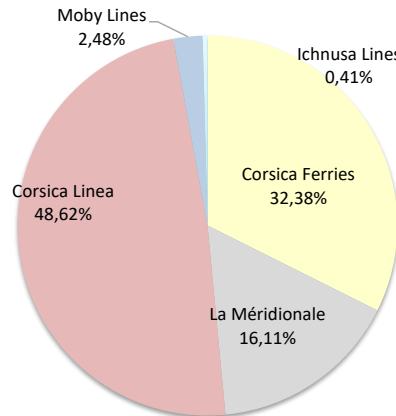
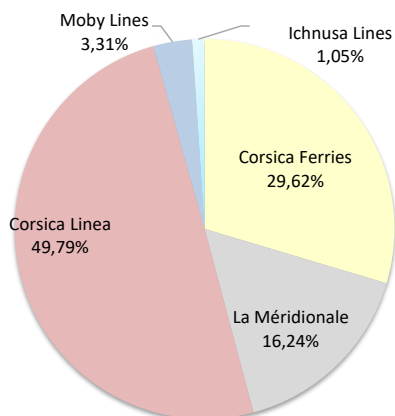
Lignes	Marchandises	Variation n-1
Marseille	846 450	-15,01%
Nice	2 273	-38,15%
Toulon	222 884	9,55%
Autres Corse	125	23,76%
Livourne	182 192	-12,50%
Savone	14 219	52,12%
Gênes	72	-
Piombino	0	-100,00%
Santa Teresa	35 384	-2,24%
Porto Torres	3 924	-49,63%
Golfo Aranci	70	18,64%



COMPAGNIES  
REGULIERS NAT° et INTERNAT°

Compagnies	Marchandises	Variation n-1
Corsica Ferries	79 956	-3,92%
La Méridionale	43 832	-1,02%
Corsica Linea	134 399	-18,65%
Moby Lines	8 927	62,19%
Ichnusa Lines	2 830	-26,63%

Compagnies	Marchandises	Variation n-1
Corsica Ferries	423 355	-2,37%
La Méridionale	210 700	6,69%
Corsica Linea	635 750	-20,37%
Moby Lines	32 428	16,42%
Ichnusa Lines	5 360	-35,74%

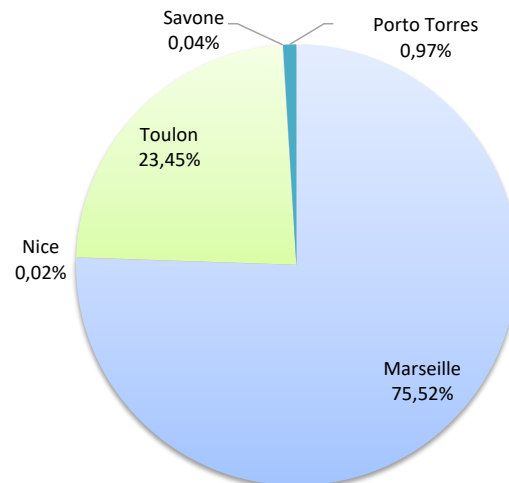
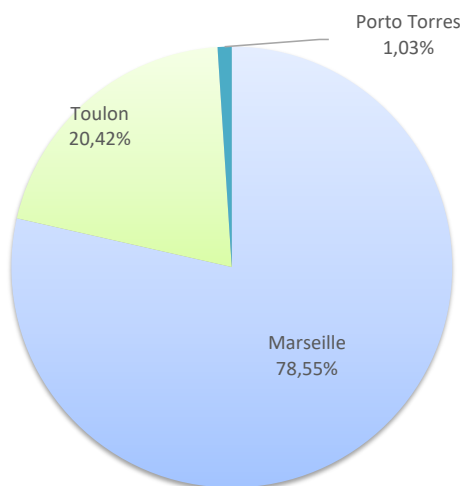


TRAFIC MARCHANDISES

	Marchandises du 1er au 31 mai			Cumul Marchandises depuis le 1er Janvier		
	2022	2023	Variation	2022	2023	Variation
Régulier National	76 556	69 016	-9,85%	380 538	338 501	-11,05%
Régulier Internat°	2 293	720	-68,60%	7 790	3 450	-55,71%
<b>TOTAL</b>	<b>78 849</b>	<b>69 736</b>	<b>-11,56%</b>	<b>388 328</b>	<b>341 951</b>	<b>-11,94%</b>
Croisières	0	0	-	0	0	-
Hydrocarbures	11 552	17 952	55,40%	84 436	65 953	-21,89%
Ciment	2 324	3 545	52,54%	16 599	16 031	-3,42%
<b>TOTAL</b>	<b>13 876</b>	<b>21 497</b>	<b>54,92%</b>	<b>101 035</b>	<b>81 984</b>	<b>-18,86%</b>
<b>TOTAL</b>	<b>92 725</b>	<b>91 233</b>	<b>-1,61%</b>	<b>489 363</b>	<b>423 935</b>	<b>-13,37%</b>

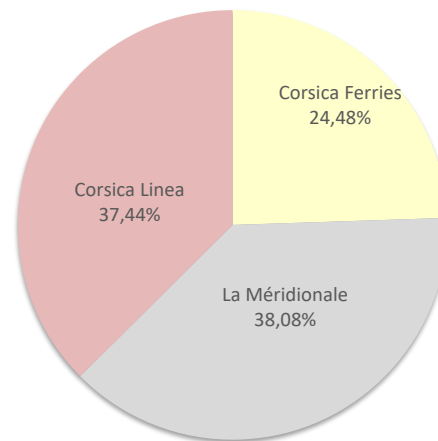
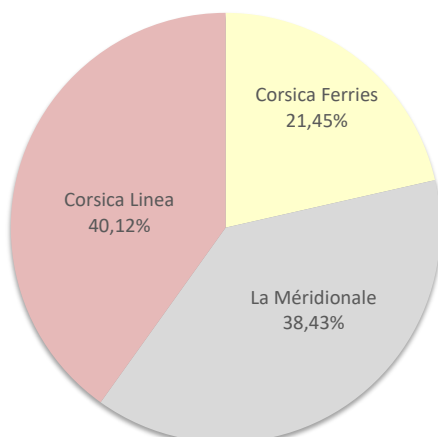
**LIGNES**  
REGULIERS NAT° ET INTERNAT°

Lignes	Marchandises	Variation n-1	Lignes	Marchandises	Variation n-1
Marseille	54 778	-15,72%	Marseille	258 246	-17,73%
Nice	0	-	Nice	68	-
Toulon	14 238	23,13%	Toulon	80 187	20,32%
Savone	0	-	Savone	138	-
Porto Torres	720	-68,60%	Porto Torres	3 312	-57,48%



**COMPAGNIES**  
REGULIERS NAT° ET INTERNAT°

Compagnies	Marchandises	Variation n-1	Compagnies	Marchandises	Variation n-1
Corsica Ferries	14 958	7,95%	Corsica Ferries	83 705	12,45%
La Méridionale	26 803	-23,99%	La Méridionale	130 218	-19,44%
Corsica Linea	27 975	-5,90%	Corsica Linea	128 028	-15,91%



TRAFIC MARCHANDISES

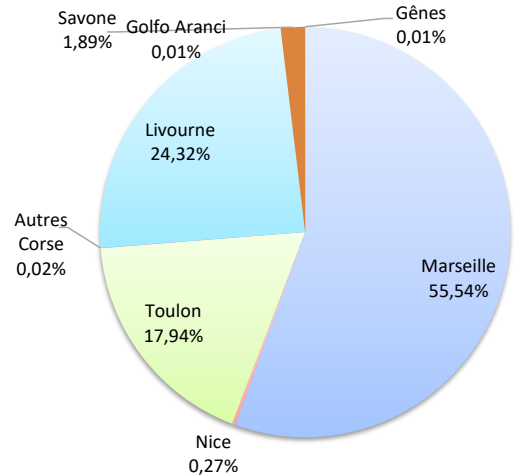
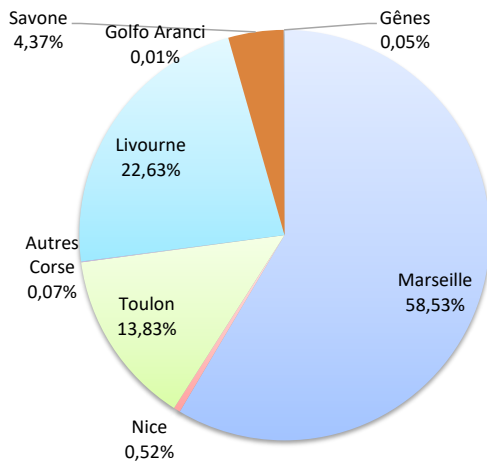
	Marchandises du 1er au 31 mai		
	2022	2023	Variation
Régulier National	120 676	109 343	-9,39%
Régulier Internat°	44 357	40 550	-8,58%
<b>TOTAL</b>	<b>165 033</b>	<b>149 893</b>	<b>-9,17%</b>
Croisières	0	0	-
Hydrocarbures	31 630	36 425	15,16%
Ciment	2 478	4 372	76,43%
<b>TOTAL</b>	<b>34 108</b>	<b>40 797</b>	<b>19,61%</b>
<b>TOTAL</b>	<b>199 141</b>	<b>190 690</b>	<b>-4,24%</b>

	Cumul Marchandises depuis le 1er Janvier		
	2022	2023	Variation
Régulier National	602 512	542 768	-9,92%
Régulier Internat°	216 569	193 061	-10,85%
<b>TOTAL</b>	<b>819 081</b>	<b>735 829</b>	<b>-10,16%</b>
Croisières	0	0	-
Hydrocarbures	156 241	125 335	-19,78%
Ciment	16 036	18 769	17,04%
<b>TOTAL</b>	<b>172 277</b>	<b>144 104</b>	<b>-16,35%</b>
<b>TOTAL</b>	<b>991 358</b>	<b>879 933</b>	<b>-11,24%</b>

LIGNES  
REGULIERS NAT° ET INTERNAT°

Lignes	Marchandises	Variation n-1
Marseille	87 732	-9,23%
Nice	782	-42,75%
Toulon	20 731	-8,11%
Autres Corse	98	-2,97%
Livourne	33 917	-13,31%
Savone	6 543	25,06%
Gênes	72	-
Piombino	0	-
Golfo Aranci	18	-

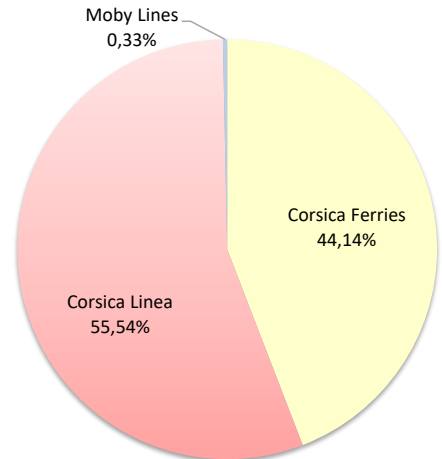
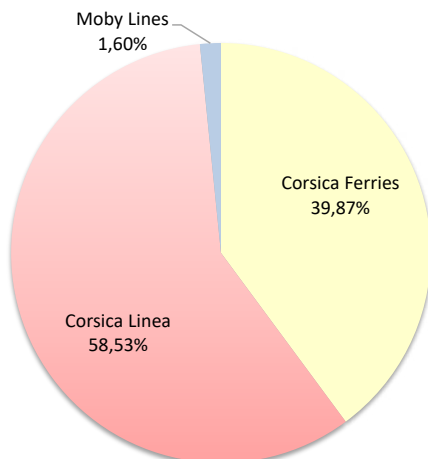
Lignes	Marchandises	Variation n-1
Marseille	408 644	-11,88%
Nice	1 962	-43,65%
Toulon	132 037	-2,33%
Autres Corse	125	23,76%
Livourne	178 980	-13,19%
Savone	13 939	49,13%
Gênes	72	-
Piombino	0	-100,00%
Golfo Aranci	70	18,64%



COMPAGNIES  
REGULIERS NAT° ET INTERNAT°

Compagnies	Marchandises	Variation n-1
Corsica Ferries	59 757	-12,62%
Corsica Linea	87 732	-9,23%
Moby Lines	2 404	-

Compagnies	Marchandises	Variation n-1
Corsica Ferries	324 781	-8,60%
Corsica Linea	408 644	-11,88%
Moby Lines	2 404	-



# PORT DE COMMERCE DE BONIFACIO

mai 2023

## TRAFIC MARCHANDISES

	Marchandises du 1er au 31 mai			Cumul Marchandises depuis le 1er Janvier		
	2022	2023	Variation	2022	2023	Variation
Régulier National	0	0	-	0	0	-
Régulier Internat°	9 361	9 353	-0,09%	36 195	35 384	-2,24%
<b>TOTAL</b>	<b>9 361</b>	<b>9 353</b>	<b>-0,09%</b>	<b>36 195</b>	<b>35 384</b>	<b>-2,24%</b>
Croisières	0	0	-	0	0	-
Hydrocarbures	0	0	-	0	0	-
Ciment	0	0	-	0	0	-
<b>TOTAL</b>	<b>0</b>	<b>0</b>	<b>-</b>	<b>0</b>	<b>0</b>	<b>-</b>
<b>TOTAL</b>	<b>9 361</b>	<b>9 353</b>	<b>-0,09%</b>	<b>36 195</b>	<b>35 384</b>	<b>-2,24%</b>

### LIGNES REGULIERS NAT° ET INTERNAT°

Lignes	Marchandises	Variation n-1
Santa Teresa	9 353	-0,09%

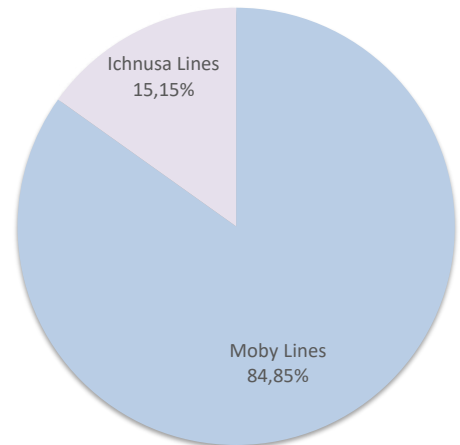
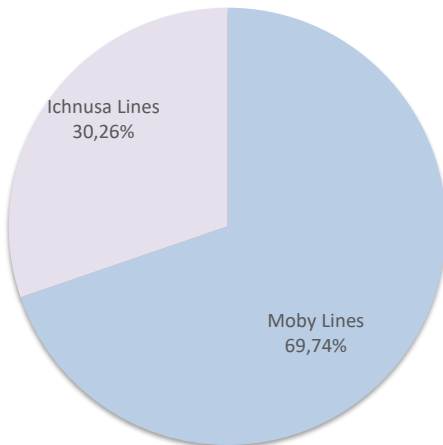
Lignes	Marchandises	Variation n-1
Santa Teresa	35 384	-2,24%



### COMPAGNIES REGULIERS NAT° ET INTERNAT°

Compagnies	Marchandises	Variation n-1
Moby Lines	6 523	18,51%
Ichnusa Lines	2 830	-26,63%

Compagnies	Marchandises	Variation n-1
Moby Lines	30 024	7,79%
Ichnusa Lines	5 360	-35,74%



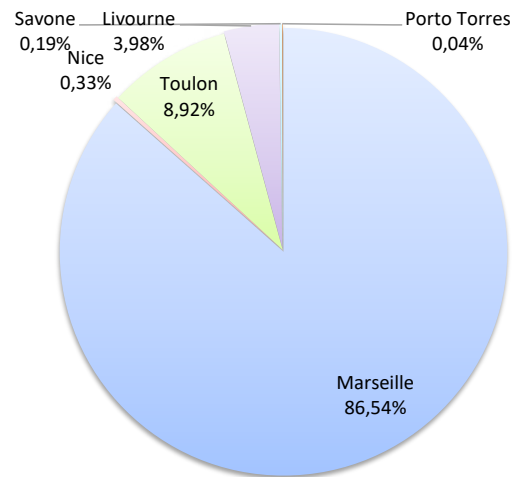
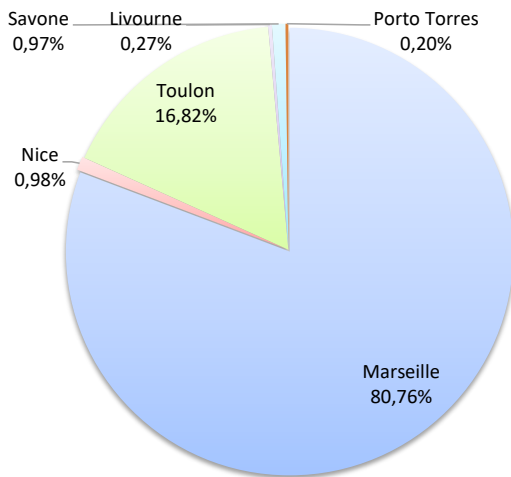
TRAFIC MARCHANDISES

	Marchandises du 1er au 31 mai			Cumul Marchandises depuis le 1er Janvier		
	2022	2023	Variation	2022	2023	Variation
Régulier National	14 483	14 488	0,03%	66 542	70 766	6,35%
Régulier Internat°	0	212	-	2 029	3 109	53,23%
<b>TOTAL</b>	<b>14 483</b>	<b>14 700</b>	<b>1,50%</b>	<b>68 571</b>	<b>73 875</b>	<b>7,74%</b>
<b>dont MD</b>	<b>717</b>	<b>440</b>	<b>-38,63%</b>	<b>4611</b>	<b>2693</b>	<b>-41,60%</b>
Croisières	0	0	-	0	0	-
Hydrocarbures	0	0	-	0	0	-
Ciment	1 574	2 087	32,61%	10 000	11 247	12,48%
<b>TOTAL</b>	<b>1 574</b>	<b>2 087</b>	<b>32,61%</b>	<b>10 000</b>	<b>11 247</b>	<b>12,47%</b>
<b>TOTAL</b>	<b>16 057</b>	<b>16 787</b>	<b>4,55%</b>	<b>78 571</b>	<b>85 122</b>	<b>8,34%</b>

**LIGNES**  
REGULIERS NAT° ET INTERNAT°

Lignes	Marchandises	Variation n-1
Marseille	11 871	-15,14%
Nice	144	-
Toulon	2 472	401,48%
Livourne	40	-
Savone	142	-
Porto Torres	30	-

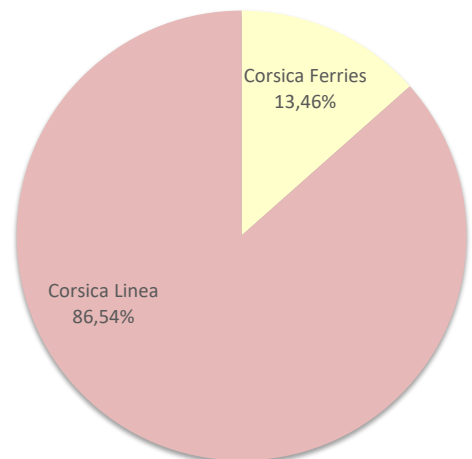
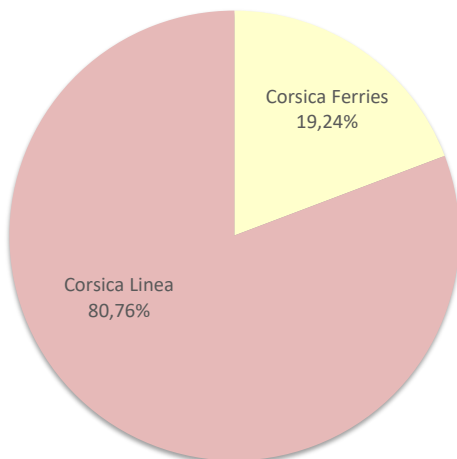
Lignes	Marchandises	Variation n-1
Marseille	63 932	-2,69%
Nice	243	25,91%
Toulon	6 591	910,89%
Livourne	2 937	44,75%
Savone	142	-
Porto Torres	30	-



**COMPAGNIES**  
REGULIERS NAT° ET INTERNAT°

Compagnies	Marchandises	Variation n-1
Corsica Ferries	2 828	473,69%
Corsica Linea	11 871	-15,14%

Compagnies	Marchandises	Variation n-1
Corsica Ferries	9 943	245,96%
Corsica Linea	63 932	-2,69%



# PORT DE COMMERCE DE PORTO-VECCHIO

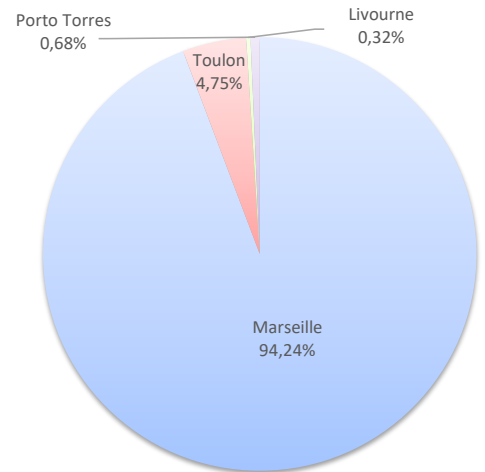
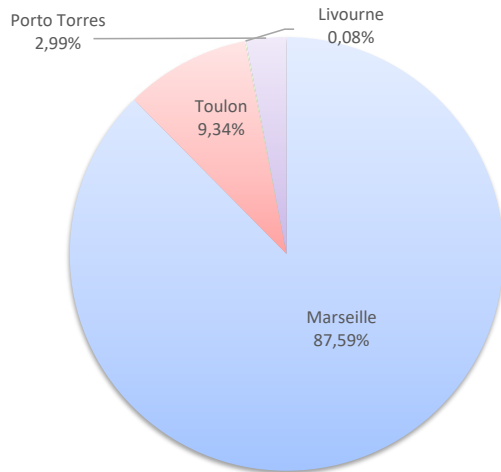
mai 2023

## TRAFIC MARCHANDISES

	Marchandises du 1er au 31 mai			Cumul Marchandises depuis le 1er Janvier		
	2022	2023	Variation	2022	2023	Variation
Régulier National	25 322	18 844	-25,58%	117 707	84 738	-28,01%
Régulier Internat°	0	598	-	0	857	-
<b>TOTAL</b>	<b>25 322</b>	<b>19 442</b>	<b>-23,22%</b>	<b>117 707</b>	<b>85 595</b>	<b>-27,28%</b>
Croisières	0	0	-	0	0	-
Hydrocarbures	0	0	-	0	0	-
Ciment	2 393	2 305	-3,68%	13 983	12 848	-8,12%
<b>TOTAL</b>	<b>2 393</b>	<b>2 305</b>	<b>-3,68%</b>	<b>13 983</b>	<b>12 848</b>	<b>-8,12%</b>
<b>TOTAL</b>	<b>27 715</b>	<b>21 747</b>	<b>-21,53%</b>	<b>131 690</b>	<b>98 443</b>	<b>-25,25%</b>

Lignes	Marchandises	Variation n-1
Marseille	17 029	-31,44%
Toulon	1 815	275,78%
Livourne	16	-
Porto Torres	582	-

Lignes	Marchandises	Variation n-1
Marseille	80 669	-30,89%
Toulon	4 069	316,91%
Livourne	275	-
Porto Torres	582	-

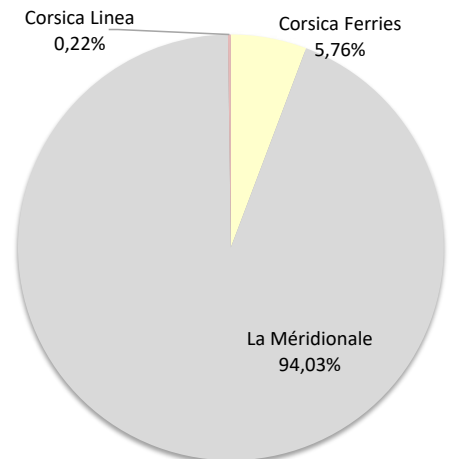
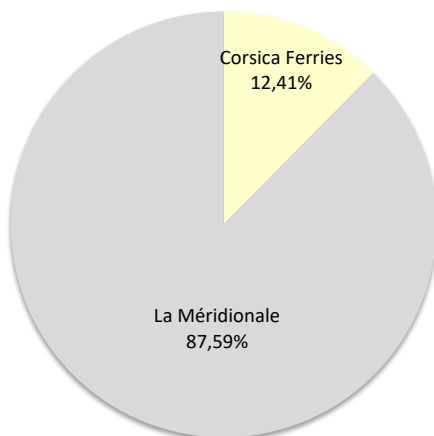


### LIGNES

REGULIERS NAT° ET INTERNAT°

Compagnies	Marchandises	Variation n-1
Corsica Ferries	2 413	399,59%
La Méridionale	17 029	-
Corsica Linea	0	-100,00%

Compagnies	Marchandises	Variation n-1
Corsica Ferries	4 926	404,71%
La Méridionale	80 482	-
Corsica Linea	187	-99,84%



### COMPAGNIES

REGULIERS NAT° ET INTERNAT°



# PORT DE COMMERCE DE PROPRIANO

mai 2023

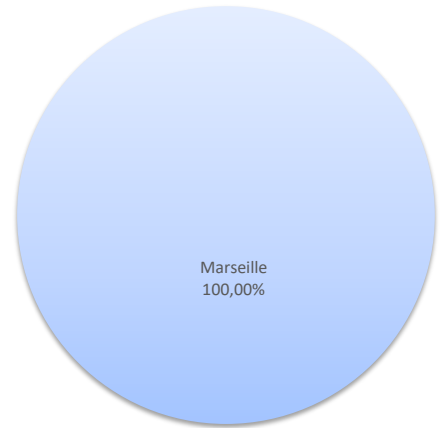
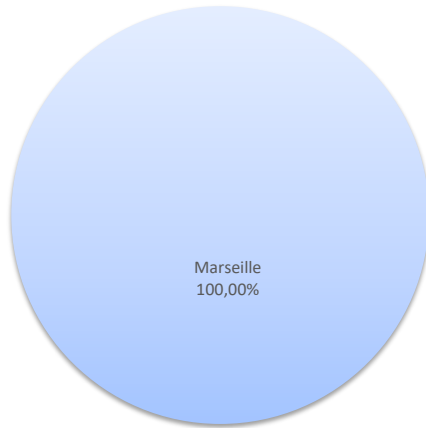
## TRAFIC MARCHANDISES

	Marchandises du 1er au 31 mai			Cumul Marchandises depuis le 1er Janvier		
	2022	2023	Variation	2022	2023	Variation
Régulier National	9 019	6 821	-24,37%	35 839	34 959	-2,46%
Régulier Internat°	0	0	-	0	0	-
<b>TOTAL</b>	<b>9 019</b>	<b>6 821</b>	<b>-24,37%</b>	<b>35 839</b>	<b>34 959</b>	<b>-2,46%</b>
Croisières	0	0	-	0	0	-
Hydrocarbures (Bitume)	0	1 891	-	3 078	3 186	3,51%
Ciment	0	0	-	0	0	-
<b>TOTAL</b>	<b>0</b>	<b>1 891</b>	<b>-</b>	<b>3 078</b>	<b>3 186</b>	<b>3,51%</b>
<b>TOTAL</b>	<b>9 019</b>	<b>8 712</b>	<b>-3,40%</b>	<b>38 917</b>	<b>38 145</b>	<b>-1,98%</b>

### LIGNES REGULIERS NAT° ET INTERNAT°

Lignes	Marchandises	Variation n-1
Marseille	6 821	-24,37%

Lignes	Marchandises	Variation n-1
Marseille	34 959	-2,46%



### COMPAGNIES REGULIERS NAT° ET INTERNAT°

Compagnies	Marchandises	Variation n-1
La Méridionale	0	-100,00%
Corsica Linea	6 821	-

Compagnies	Marchandises	Variation n-1
La Méridionale	0	-100,00%
Corsica Linea	34 959	-

