

Ports de Commerce de Corse

Porti di Commerciù di Corsica

Mensuel

U Misincu

Marchandises 2022

Marcanzzii 2022

juin 2022

PORTS DE COMMERCE DE CORSE

juin 2022

MARCHANDISES GLOBAL

| TOTAL PORTS |
|------------------------|
| Régulier National |
| Régulier International |
| TOTAL |
| Hydrocarbures |
| Ciment |
| TOTAL |
| TOTAL |

| Marchandises du 1er au 30 juin | | |
|--------------------------------|----------------|---------------|
| 2021 | 2022 | Variation |
| 261 902 | 264 606 | 1,03% |
| 53 901 | 49 141 | -8,83% |
| 315 803 | 313 747 | -0,65% |
| 40 538 | 54 810 | 35,21% |
| 13 613 | 7 755 | -43,03% |
| 54 151 | 62 565 | 15,54% |
| 369 954 | 376 312 | 1,72% |

| Cumul Marchandises depuis le 1er Janvier | | |
|--|------------------|---------------|
| 2021 | 2022 | Variation |
| 1 375 719 | 1 461 193 | 6,21% |
| 305 977 | 310 058 | 1,33% |
| 1 681 696 | 1 771 251 | 5,33% |
| 200 605 | 298 565 | 48,83% |
| 75 118 | 64 355 | -14,33% |
| 275 723 | 362 920 | 31,62% |
| 1 957 419 | 2 134 171 | 9,03% |

| AJACCIO |
|------------------------|
| Régulier National |
| Régulier International |
| TOTAL |
| Hydrocarbures |
| Ciment |
| TOTAL |
| TOTAL |

| Marchandises du 1er au 30 juin | | |
|--------------------------------|----------------|---------------|
| 2021 | 2022 | Variation |
| 81 874 | 84 923 | 3,72% |
| 1 165 | 0 | -100,00% |
| 83 039 | 84 923 | 2,27% |
| 11 698 | 15 808 | 35,13% |
| 3 719 | 2 876 | -22,67% |
| 15 417 | 18 684 | 21,19% |
| 98 456 | 103 607 | 5,23% |

| Cumul Marchandises depuis le 1er Janvier | | |
|--|----------------|---------------|
| 2021 | 2022 | Variation |
| 432 082 | 465 462 | 7,73% |
| 7 659 | 7 790 | 1,71% |
| 439 741 | 473 252 | 7,62% |
| 74 888 | 100 244 | 33,86% |
| 20 195 | 19 475 | -3,57% |
| 95 083 | 119 719 | 25,91% |
| 534 824 | 592 971 | 10,87% |

| BASTIA |
|------------------------|
| Régulier National |
| Régulier International |
| TOTAL |
| Hydrocarbures |
| Ciment |
| TOTAL |
| TOTAL |

| Marchandises du 1er au 30 juin | | |
|--------------------------------|----------------|---------------|
| 2021 | 2022 | Variation |
| 131 814 | 123 851 | -6,04% |
| 43 009 | 40 890 | -4,93% |
| 174 823 | 164 741 | -5,77% |
| 28 840 | 37 220 | 29,06% |
| 3 973 | 1 230 | -69,04% |
| 32 813 | 38 450 | 17,18% |
| 207 636 | 203 191 | -2,14% |

| Cumul Marchandises depuis le 1er Janvier | | |
|--|------------------|---------------|
| 2021 | 2022 | Variation |
| 704 665 | 720 245 | 2,21% |
| 251 724 | 255 824 | 1,63% |
| 956 389 | 976 069 | 2,06% |
| 125 717 | 193 461 | 53,89% |
| 21 347 | 17 256 | -19,16% |
| 147 064 | 210 717 | 43,28% |
| 1 103 453 | 1 186 786 | 7,55% |

| BONIFACIO |
|------------------------|
| Régulier National |
| Régulier International |
| TOTAL |
| Hydrocarbures |
| Ciment |
| TOTAL |
| TOTAL |

| Marchandises du 1er au 30 juin | | |
|--------------------------------|--------------|---------------|
| 2021 | 2022 | Variation |
| 0 | 0 | - |
| 8 993 | 8 251 | -8,25% |
| 8 993 | 8 251 | -8,25% |
| 0 | 0 | - |
| 0 | 0 | - |
| 0 | 0 | - |
| 8 993 | 8 251 | -8,25% |

| Cumul Marchandises depuis le 1er Janvier | | |
|--|---------------|---------------|
| 2021 | 2022 | Variation |
| 0 | 0 | - |
| 45 083 | 44 446 | -1,41% |
| 45 083 | 44 446 | -1,41% |
| 0 | 0 | - |
| 0 | 0 | - |
| 0 | 0 | - |
| 45 083 | 44 446 | -1,41% |

| L'ILE-ROUSSE |
|------------------------|
| Régulier National |
| Régulier International |
| TOTAL |
| Hydrocarbures |
| Ciment |
| TOTAL |
| TOTAL |

| Marchandises du 1er au 30 juin | | |
|--------------------------------|---------------|---------------|
| 2021 | 2022 | Variation |
| 14 253 | 17 998 | 26,28% |
| 0 | 0 | - |
| 14 253 | 17 998 | 26,28% |
| 0 | 0 | - |
| 1 745 | 2 438 | 39,71% |
| 1 745 | 2 438 | 39,71% |
| 15 998 | 20 436 | 27,74% |

| Cumul Marchandises depuis le 1er Janvier | | |
|--|---------------|---------------|
| 2021 | 2022 | Variation |
| 74 409 | 84 106 | 13,03% |
| 777 | 1 998 | 157,14% |
| 75 186 | 86 104 | 14,52% |
| 0 | 0 | - |
| 11 428 | 12 430 | 8,77% |
| 11 428 | 12 430 | 8,77% |
| 86 614 | 98 534 | 13,76% |

| PORTO-VECCHIO |
|------------------------|
| Régulier National |
| Régulier International |
| TOTAL |
| Hydrocarbures |
| Ciment |
| TOTAL |
| TOTAL |

| Marchandises du 1er au 30 juin | | |
|--------------------------------|---------------|----------------|
| 2021 | 2022 | Variation |
| 24 728 | 27 233 | 10,13% |
| 734 | 0 | -100,00% |
| 25 462 | 27 233 | 6,96% |
| 0 | 0 | - |
| 3 769 | 1 211 | -67,87% |
| 3 769 | 1 211 | -67,87% |
| 29 231 | 28 444 | -2,69% |

| Cumul Marchandises depuis le 1er Janvier | | |
|--|----------------|----------------|
| 2021 | 2022 | Variation |
| 128 283 | 144 940 | 12,98% |
| 734 | 0 | -100,00% |
| 129 017 | 144 940 | 12,34% |
| 0 | 0 | - |
| 21 242 | 15 194 | -28,47% |
| 21 242 | 15 194 | -28,47% |
| 150 259 | 160 134 | 6,57% |

| PROPRIANO |
|------------------------|
| Régulier National |
| Régulier International |
| TOTAL |
| Hydrocarbures |
| Ciment |
| TOTAL |
| TOTAL |

| Marchandises du 1er au 30 juin | | |
|--------------------------------|---------------|----------------|
| 2021 | 2022 | Variation |
| 9 233 | 10 601 | 14,82% |
| 0 | 0 | - |
| 9 233 | 10 601 | 14,82% |
| 0 | 1 782 | - |
| 407 | 0 | -100,00% |
| 407 | 1 782 | 337,84% |
| 9 640 | 12 383 | 28,45% |

| Cumul Marchandises depuis le 1er Janvier | | |
|--|---------------|----------------|
| 2021 | 2022 | Variation |
| 36 280 | 46 440 | 28,00% |
| 0 | 0 | - |
| 36 280 | 46 440 | 28,00% |
| 0 | 4 860 | - |
| 906 | 0 | -100,00% |
| 906 | 4 860 | 436,42% |
| 37 186 | 51 300 | 37,96% |

PORTS DE COMMERCE DE CORSE

juin 2022

MARCHANDISES

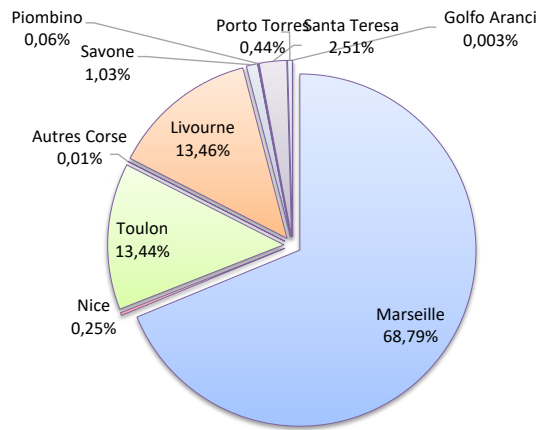
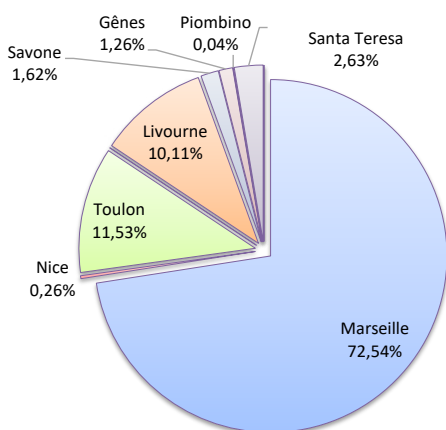
| | Marchandises du 1er au 30 juin | | | Cumul Marchandises depuis le 1er Janvier | | |
|--------------------|--------------------------------|----------------|---------------|--|------------------|---------------|
| | 2021 | 2022 | Variation | 2021 | 2022 | Variation |
| Régulier National | 261 902 | 264 606 | 1,03% | 1 375 719 | 1 461 193 | 6,21% |
| Régulier Internat° | 53 901 | 49 141 | -8,83% | 305 977 | 310 058 | 1,33% |
| TOTAL | 315 803 | 313 747 | -0,65% | 1 681 696 | 1 771 251 | 5,33% |
| Croisières | 0 | 0 | - | 0 | 0 | - |
| Hydrocarbures | 40 538 | 54 810 | 35,21% | 200 605 | 298 565 | 48,83% |
| Ciment | 13 613 | 7 755 | -43,03% | 75 118 | 64 355 | -14,33% |
| TOTAL | 54 151 | 62 565 | 15,54% | 275 723 | 362 920 | 31,62% |
| TOTAL | 369 954 | 376 312 | 1,72% | 1 957 419 | 2 134 171 | 9,03% |

LIGNES

REGULIERS NAT° ET INTERNAT°

| Lignes | Marchandises | Variation n-1 |
|---------------|--------------|---------------|
| Marseille | 227 587 | 5,15% |
| Nice | 829 | -60,33% |
| Toulon | 36 190 | -15,37% |
| Autres Corse | 0 | -100,00% |
| Autres Nat. | 0 | - |
| Livourne | 31 734 | -21,61% |
| Savone | 5 079 | 154,20% |
| Gênes | 3 940 | 1910,20% |
| Piombino | 137 | - |
| Santa Teresa | 8 251 | -8,25% |
| Porto Torres | 0 | -8,25% |
| Golfo Aranci | 0 | -100,00% |
| Autres Inter. | 0 | - |

| Lignes | Marchandises | Variation n-1 |
|---------------|--------------|---------------|
| Marseille | 1 218 524 | 8,83% |
| Nice | 4 452 | 17,97% |
| Toulon | 238 116 | -2,66% |
| Autres Corse | 101 | -96,72% |
| Autres Nat. | 0 | -100,00% |
| Livourne | 238 467 | -4,12% |
| Savone | 18 183 | 550,79% |
| Gênes | 0 | -100,00% |
| Piombino | 1 115 | 725,93% |
| Santa Teresa | 44 446 | 0,93% |
| Porto Torres | 7 790 | -7,02% |
| Golfo Aranci | 57 | -91,27% |
| Autres Inter. | 0 | -100,00% |

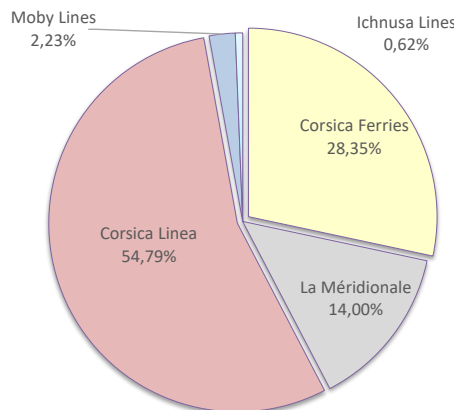
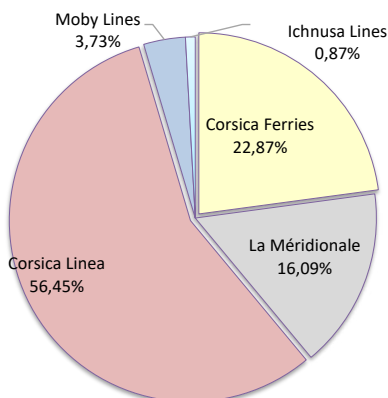


COMPAGNIES

REGULIERS NAT° et INTERNAT°

| Compagnies | Marchandises | Variation n-1 |
|-----------------|--------------|---------------|
| Corsica Ferries | 71 751 | -12,51% |
| La Méridionale | 50 488 | 18,89% |
| Corsica Linea | 177 099 | 1,45% |
| Moby Lines | 11 692 | -30,26% |
| Ichnusa Lines | 2 717 | - |

| Compagnies | Marchandises | Variation n-1 |
|-----------------|--------------|---------------|
| Corsica Ferries | 502 123 | 0,31% |
| La Méridionale | 247 968 | 33,32% |
| Corsica Linea | 970 556 | 3,61% |
| Moby Lines | 39 546 | -25,12% |
| Ichnusa Lines | 11 058 | - |



PORT DE COMMERCE D'AJACCIO

juin 2022

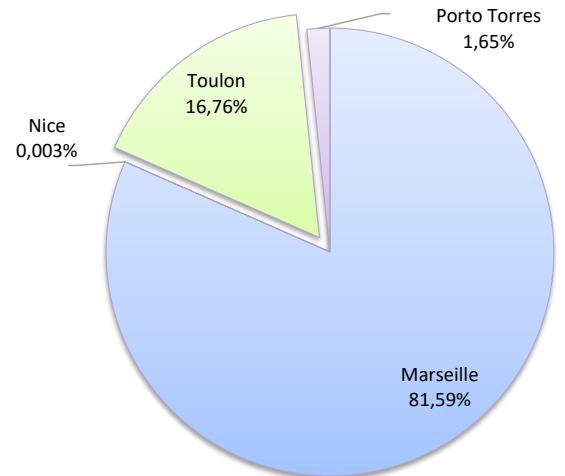
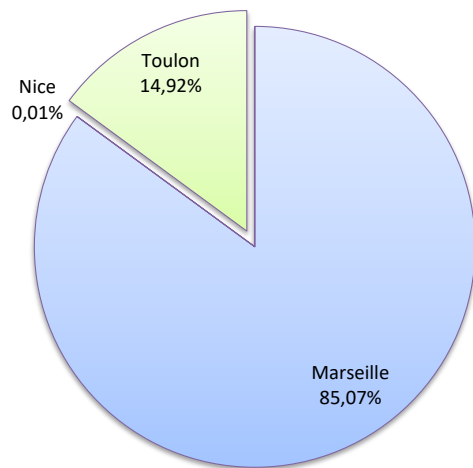
MARCHANDISES

| | Marchandises du 1er au 30 juin | | | Cumul Marchandises depuis le 1er Janvier | | |
|--------------------|--------------------------------|----------------|---------------|--|----------------|---------------|
| | 2021 | 2022 | Variation | 2021 | 2022 | Variation |
| Régulier National | 81 874 | 84 923 | 3,72% | 432 082 | 465 462 | 7,73% |
| Régulier Internat° | 1 165 | 0 | -100,00% | 7 659 | 7 790 | 1,71% |
| TOTAL | 83 039 | 84 923 | 2,27% | 439 741 | 473 252 | 7,62% |
| Croisières | 0 | 0 | - | 0 | 0 | - |
| Hydrocarbures | 11 698 | 15 808 | 35,13% | 74 888 | 100 244 | 33,86% |
| Ciment | 3 719 | 2 876 | -22,67% | 20 195 | 19 475 | -3,57% |
| TOTAL | 15 417 | 18 684 | 21,19% | 95 083 | 119 719 | 25,91% |
| TOTAL | 98 456 | 103 607 | 5,23% | 534 824 | 592 971 | 10,87% |

LIGNES REGULIERS NAT° ET INTERNAT°

| Lignes | Marchandises | Variation n-1 |
|--------------|--------------|---------------|
| Marseille | 72 240 | 8,95% |
| Nice | 12 | - |
| Toulon | 12 671 | -18,61% |
| Porto Torres | 0 | -100,00% |
| Golfo Aranci | 0 | - |

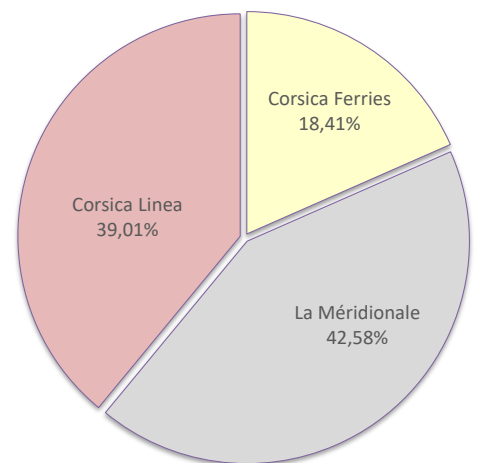
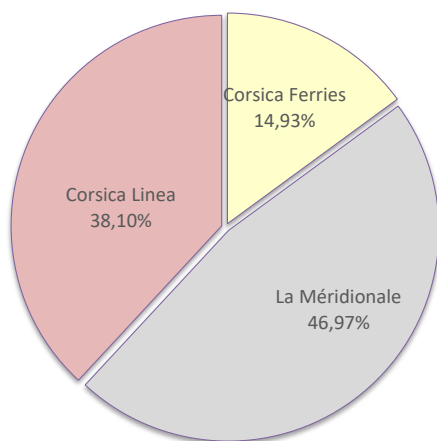
| Lignes | Marchandises | Variation n-1 |
|--------------|--------------|---------------|
| Marseille | 386 135 | 9,20% |
| Nice | 12 | -60,00% |
| Toulon | 79 315 | 1,12% |
| Porto Torres | 7 790 | 1,91% |
| Golfo Aranci | 0 | -100,00% |



COMPAGNIES REGULIERS NAT° ET INTERNAT°

| Compagnies | Marchandises | Variation n-1 |
|-----------------|--------------|---------------|
| Corsica Ferries | 12 683 | -24,21% |
| La Méridionale | 39 887 | 20,02% |
| Corsica Linea | 32 353 | -2,17% |

| Compagnies | Marchandises | Variation n-1 |
|-----------------|--------------|---------------|
| Corsica Ferries | 87 117 | 1,15% |
| La Méridionale | 201 528 | 71,73% |
| Corsica Linea | 184 607 | -21,86% |



PORT DE COMMERCE DE BASTIA

juin 2022

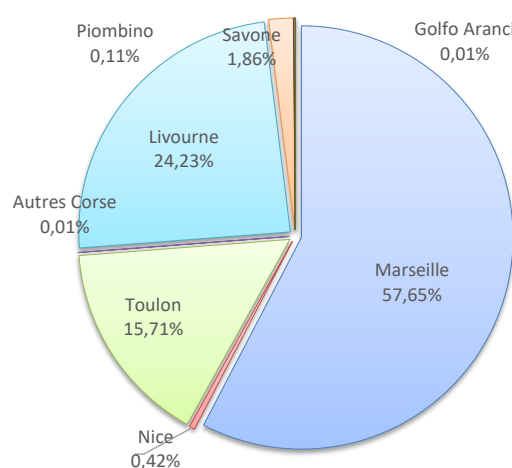
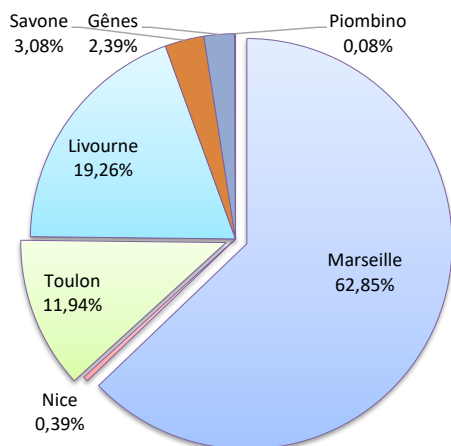
MARCHANDISES

| | Marchandises du 1er au 30 juin | | | Cumul Marchandises depuis le 1er Janvier | | |
|--------------------|--------------------------------|----------------|---------------|--|------------------|---------------|
| | 2021 | 2022 | Variation | 2021 | 2022 | Variation |
| Régulier National | 131 814 | 123 851 | -6,04% | 704 665 | 720 245 | 2,21% |
| Régulier Internat° | 43 009 | 40 890 | -4,93% | 251 724 | 255 824 | 1,63% |
| TOTAL | 174 823 | 164 741 | -5,77% | 956 389 | 976 069 | 2,06% |
| Croisières | 0 | 0 | - | 0 | 0 | - |
| Hydrocarbures | 28 840 | 37 220 | 29,06% | 125 717 | 193 461 | 53,89% |
| Ciment | 3 973 | 1 230 | -69,04% | 21 347 | 17 256 | -19,16% |
| TOTAL | 32 813 | 38 450 | 17,18% | 147 064 | 210 717 | 43,28% |
| TOTAL | 207 636 | 203 191 | -2,14% | 1 103 453 | 1 186 786 | 7,55% |

LIGNES
REGULIERS NAT° ET INTERNAT°

| Lignes | Marchandises | Variation n-1 |
|--------------|--------------|---------------|
| Marseille | 103 542 | -1,69% |
| Nice | 646 | -67,88% |
| Toulon | 19 663 | -17,59% |
| Autres Corse | 0 | -100,00% |
| Livourne | 31 734 | -21,61% |
| Savone | 5 079 | 154,20% |
| Gênes | 3 940 | 1910,20% |
| Piombino | 137 | - |
| Golfo Aranci | 0 | -100,00% |

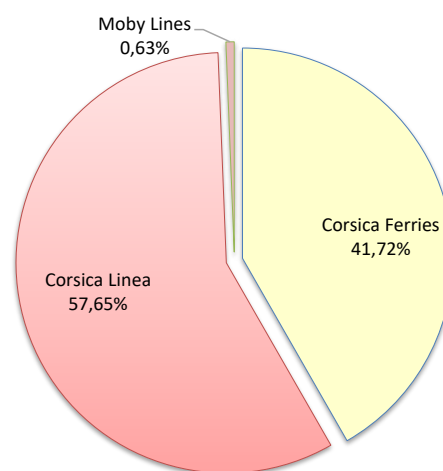
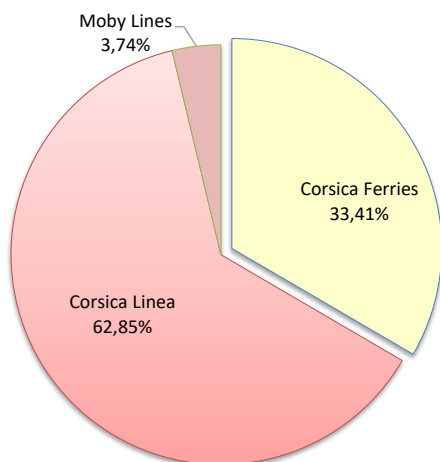
| Lignes | Marchandises | Variation n-1 |
|--------------|--------------|---------------|
| Marseille | 562 741 | 4,76% |
| Nice | 4 078 | 19,07% |
| Toulon | 153 325 | -4,76% |
| Autres Corse | 101 | -96,72% |
| Livourne | 236 469 | -4,62% |
| Savone | 18 183 | 550,79% |
| Gênes | 0 | -100,00% |
| Piombino | 1 115 | 725,93% |
| Golfo Aranci | 57 | -91,07% |



COMPAGNIES
REGULIERS NAT° ET INTERNAT°

| Compagnies | Marchandises | Variation n-1 |
|-----------------|--------------|---------------|
| Corsica Ferries | 55 041 | -9,96% |
| Corsica Linea | 103 542 | -2,25% |
| Moby Lines | 6 158 | -20,77% |

| Compagnies | Marchandises | Variation n-1 |
|-----------------|--------------|---------------|
| Corsica Ferries | 407 170 | -0,05% |
| Corsica Linea | 562 741 | 4,17% |
| Moby Lines | 6 158 | -29,79% |



PORT DE COMMERCE DE BONIFACIO

juin 2022

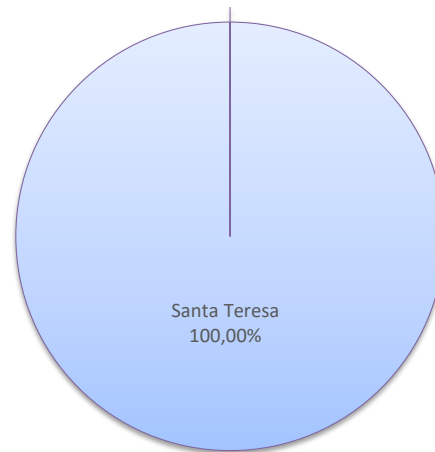
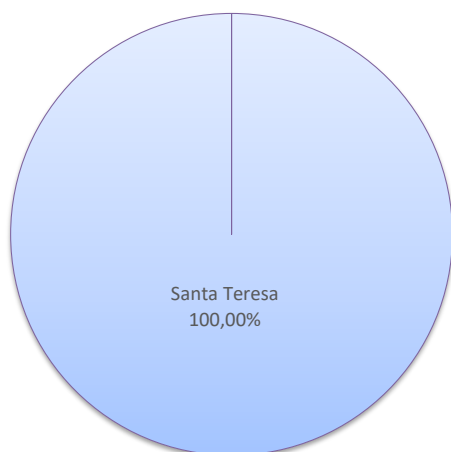
MARCHANDISES

| | Marchandises du 1er au 30 juin | | | Cumul Marchandises depuis le 1er Janvier | | |
|--------------------|--------------------------------|--------------|---------------|--|---------------|---------------|
| | 2021 | 2022 | Variation | 2021 | 2022 | Variation |
| Régulier National | 0 | 0 | - | 0 | 0 | - |
| Régulier Internat° | 8 993 | 8 251 | -8,25% | 45 083 | 44 446 | -1,41% |
| TOTAL | 8 993 | 8 251 | -8,25% | 45 083 | 44 446 | -1,41% |
| Croisières | 0 | 0 | - | 0 | 0 | - |
| Hydrocarbures | 0 | 0 | - | 0 | 0 | - |
| Ciment | 0 | 0 | - | 0 | 0 | - |
| TOTAL | 0 | 0 | - | 0 | 0 | - |
| TOTAL | 8 993 | 8 251 | -8,25% | 45 083 | 44 446 | -1,41% |

LIGNES REGULIERS NAT° ET INTERNAT°

| Lignes | Marchandises | Variation n-1 |
|---------------|--------------|---------------|
| Santa Teresa | 8 251 | -8,25% |
| Autres Inter. | 0 | - |

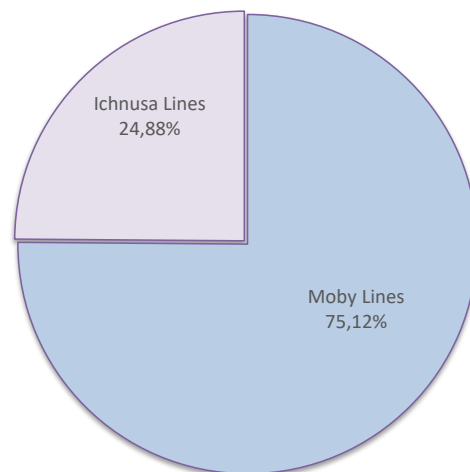
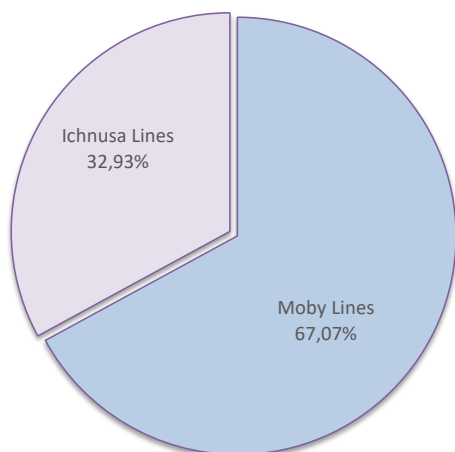
| Lignes | Marchandises | Variation n-1 |
|---------------|--------------|---------------|
| Santa Teresa | 44 446 | 0,93% |
| Autres Inter. | 0 | -100,00% |



COMPAGNIES REGULIERS NAT° ET INTERNAT°

| Compagnies | Marchandises | Variation n-1 |
|-------------------|--------------|---------------|
| Moby Lines | 5 534 | -38,46% |
| Ichnusa Lines | 2 717 | - |
| Autres Compagnies | 0 | - |

| Compagnies | Marchandises | Variation n-1 |
|-------------------|--------------|---------------|
| Moby Lines | 33 388 | -24,18% |
| Ichnusa Lines | 11 058 | - |
| Autres Compagnies | 0 | -100,00% |



PORT DE COMMERCE DE L'ILE-ROUSSE

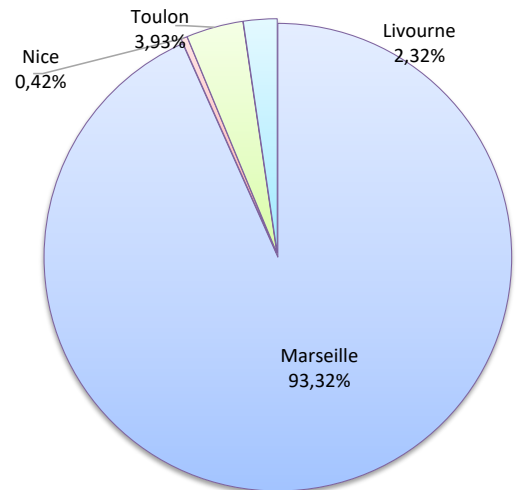
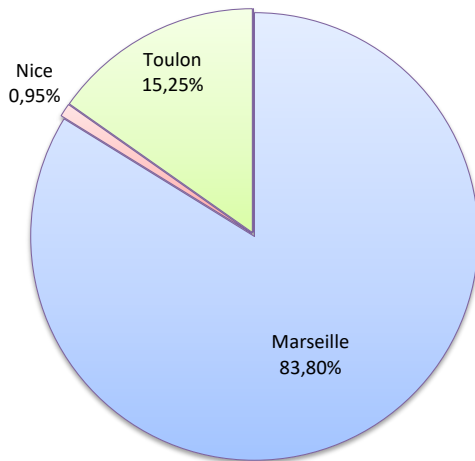
juin 2022

MARCHANDISES

| | Marchandises du 1er au 30 juin | | | Cumul Marchandises depuis le 1er Janvier | | |
|--------------------|--------------------------------|---------------|---------------|--|---------------|---------------|
| | 2021 | 2022 | Variation | 2021 | 2022 | Variation |
| Régulier National | 14 253 | 17 998 | 26,28% | 74 409 | 84 106 | 13,03% |
| Régulier Internat° | 0 | 0 | - | 777 | 1 998 | 157,14% |
| TOTAL | 14 253 | 17 998 | 26,28% | 75 186 | 86 104 | 14,52% |
| dont MD | 500 | 295 | -41,00% | 4184 | 4826 | 15,34% |
| Croisières | 0 | 0 | - | 0 | 0 | - |
| Hydrocarbures | 0 | 0 | - | 0 | 0 | - |
| Ciment | 1 745 | 2 438 | 39,71% | 11 428 | 12 430 | 8,77% |
| TOTAL | 1 745 | 2 438 | 39,71% | 11 428 | 12 430 | 8,77% |
| TOTAL | 15 998 | 20 436 | 27,74% | 86 614 | 98 534 | 13,76% |

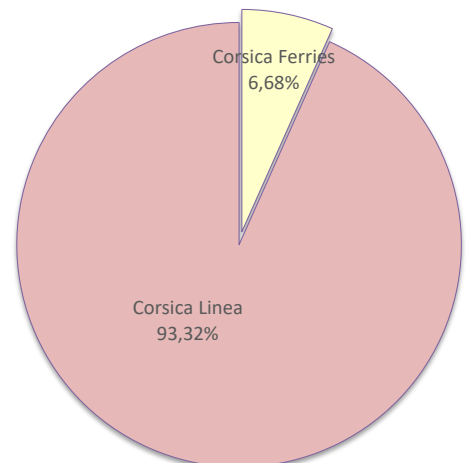
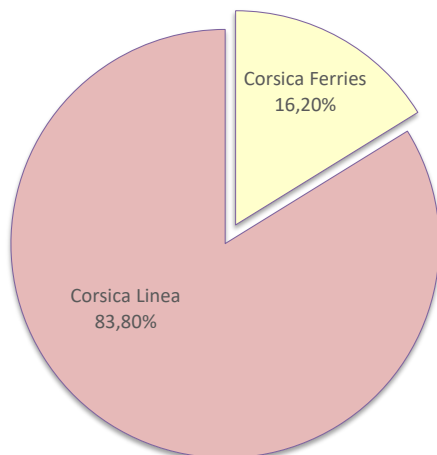
LIGNES
REGULIERS NAT° ET INTERNAT°

| Lignes | Marchandises | Variation n-1 | Lignes | Marchandises | Variation n-1 |
|-------------|--------------|---------------|-------------|--------------|---------------|
| Marseille | 15 083 | 19,52% | Marseille | 80 356 | 18,93% |
| Nice | 171 | 755,00% | Nice | 362 | 39,23% |
| Toulon | 2 744 | 70,12% | Toulon | 3 388 | 71,20% |
| Autres Nat. | 0 | - | Autres Nat. | 0 | -100,00% |
| Livourne | 0 | - | Livourne | 1 998 | 157,14% |



COMPAGNIES
REGULIERS NAT° ET INTERNAT°

| Compagnies | Marchandises | Variation n-1 | Compagnies | Marchandises | Variation n-1 |
|-----------------|--------------|---------------|-----------------|--------------|---------------|
| Corsica Ferries | 2 915 | 78,51% | Corsica Ferries | 5 748 | 90,58% |
| Corsica Linea | 15 083 | 19,52% | Corsica Linea | 80 356 | 18,93% |



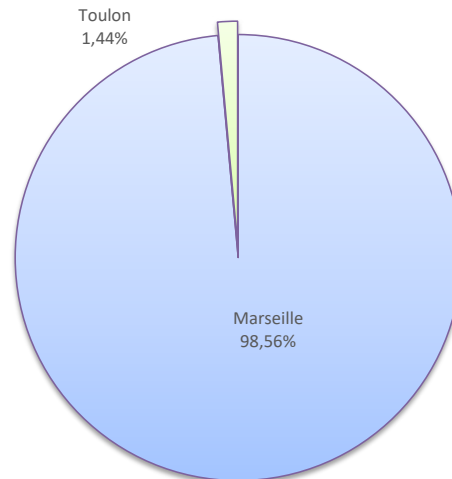
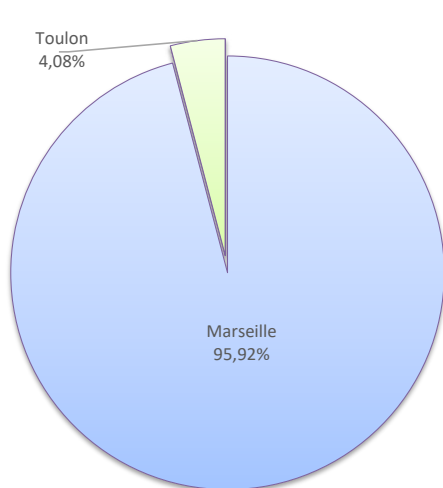
MARCHANDISES

| | Marchandises du 1er au 30 juin | | | Cumul Marchandises depuis le 1er Janvier | | |
|--------------------|--------------------------------|---------------|----------------|--|----------------|----------------|
| | 2021 | 2022 | Variation | 2021 | 2022 | Variation |
| Régulier National | 24 728 | 27 233 | 10,13% | 128 283 | 144 940 | 12,98% |
| Régulier Internat° | 734 | 0 | -100,00% | 734 | 0 | -100,00% |
| TOTAL | 25 462 | 27 233 | 6,96% | 129 017 | 144 940 | 12,34% |
| Croisières | 0 | 0 | - | 0 | 0 | - |
| Hydrocarbures | 0 | 0 | - | 0 | 0 | - |
| Ciment | 3 769 | 1 211 | -67,87% | 21 242 | 15 194 | -28,47% |
| TOTAL | 3 769 | 1 211 | -67,87% | 21 242 | 15 194 | -28,47% |
| TOTAL | 29 231 | 28 444 | -2,69% | 150 259 | 160 134 | 6,57% |

LIGNES
REGULIERS NAT° ET INTERNAT°

| Lignes | Marchandises | Variation n-1 |
|--------------|--------------|---------------|
| Marseille | 26 121 | 13,82% |
| Nice | 0 | -100,00% |
| Toulon | 1 112 | -35,31% |
| Porto Torres | 0 | -100,00% |

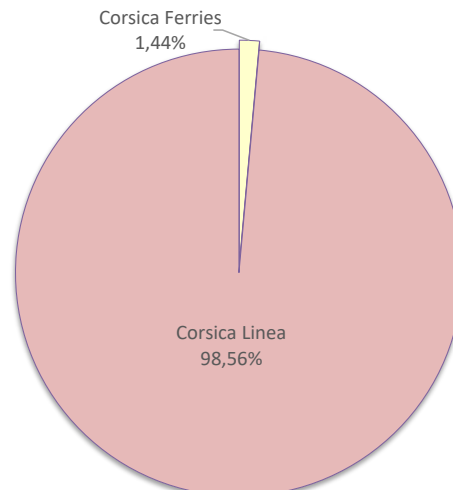
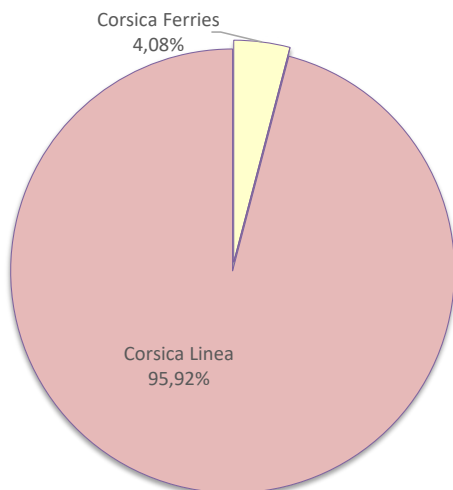
| Lignes | Marchandises | Variation n-1 |
|--------------|--------------|---------------|
| Marseille | 142 852 | 14,28% |
| Nice | 0 | -100,00% |
| Toulon | 2 088 | -35,24% |
| Porto Torres | 0 | -100,00% |



COMPAGNIES
REGULIERS NAT° ET INTERNAT°

| Compagnies | Marchandises | Variation n-1 |
|-----------------|--------------|---------------|
| Corsica Ferries | 1 112 | -55,73% |
| La Méridionale | 0 | - |
| Corsica Linea | 26 121 | 13,82% |

| Compagnies | Marchandises | Variation n-1 |
|-----------------|--------------|---------------|
| Corsica Ferries | 2 088 | -48,02% |
| La Méridionale | 0 | -100,00% |
| Corsica Linea | 142 852 | 56,67% |



PORT DE COMMERCE DE PROPRIANO

juin 2022

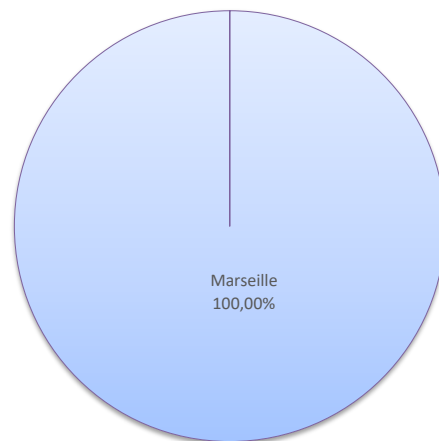
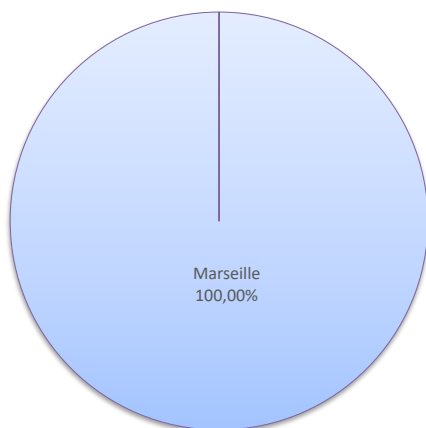
MARCHANDISES

| | Marchandises du 1er au 30 juin | | | Cumul Marchandises depuis le 1er Janvier | | |
|------------------------|--------------------------------|---------------|----------------|--|---------------|----------------|
| | 2021 | 2022 | Variation | 2021 | 2022 | Variation |
| Régulier National | 9 233 | 10 601 | 14,82% | 36 280 | 46 440 | 28,00% |
| Régulier Internat° | 0 | 0 | - | 0 | 0 | - |
| TOTAL | 9 233 | 10 601 | 14,82% | 36 280 | 46 440 | 28,00% |
| Croisières | 0 | 0 | - | 0 | 0 | - |
| Hydrocarbures (Bitume) | 0 | 1 782 | - | 0 | 4 860 | - |
| Ciment | 407 | 0 | -100,00% | 906 | 0 | -100,00% |
| TOTAL | 407 | 1 782 | 337,84% | 906 | 4 860 | 436,42% |
| TOTAL | 9 640 | 12 383 | 28,45% | 37 186 | 51 300 | 37,96% |

LIGNES
REGULIERS NAT° ET INTERNAT°

| Lignes | Marchandises | Variation n-1 |
|-----------|--------------|---------------|
| Marseille | 10 601 | 14,82% |

| Lignes | Marchandises | Variation n-1 |
|-----------|--------------|---------------|
| Marseille | 46 440 | 28,00% |



COMPAGNIES
REGULIERS NAT° ET INTERNAT°

| Compagnies | Marchandises | Variation n-1 |
|----------------|--------------|---------------|
| La Méridionale | 10 601 | 14,82% |
| Corsica Linea | 0 | - |

| Compagnies | Marchandises | Variation n-1 |
|----------------|--------------|---------------|
| La Méridionale | 46 440 | 33,38% |
| Corsica Linea | 0 | -100,00% |

