

Ports de Commerce de Corse
Porti di Commerciù di Corsica

Mensuel
U Misincu

Rotations 2023
Rutazione 2023

juin 2023
ghjugnu 2023

ROTATIONS

| TOTAL PORTS | Rotations du 1er au 30 juin | | | Cumul rotations depuis le 1er Janvier | | |
|------------------------|-----------------------------|--------------|---------------|---------------------------------------|--------------|--------------|
| | 2022 | 2023 | Variation | 2022 | 2023 | Variation |
| Régulier National | 485 | 453 | -6,60% | 2 331 | 2 288 | -1,84% |
| Régulier International | 643 | 695 | 8,09% | 2 003 | 2 412 | 20,42% |
| TOTAL | 1 128 | 1 148 | 1,77% | 4 334 | 4 700 | 8,44% |
| Croisières | 144 | 106 | -26,39% | 326 | 306 | -6,13% |
| Hydrocarbures | 25 | 24 | -4,00% | 184 | 154 | -16,30% |
| Ciment | 24 | 46 | 91,67% | 194 | 225 | 15,98% |
| TOTAL | 49 | 70 | 42,86% | 378 | 379 | 0,26% |
| TOTAL | 1 321 | 1 324 | 0,23% | 5 038 | 5 385 | 6,89% |

| AJACCIO | Rotations du 1er au 30 juin | | | Cumul rotations depuis le 1er Janvier | | |
|------------------------|-----------------------------|------------|---------------|---------------------------------------|--------------|---------------|
| | 2022 | 2023 | Variation | 2022 | 2023 | Variation |
| Régulier National | 162 | 156 | -3,70% | 816 | 796 | -2,45% |
| Régulier International | 0 | 0 | - | 51 | 55 | 7,84% |
| TOTAL | 162 | 156 | -3,70% | 867 | 851 | -1,85% |
| Croisières | 72 | 54 | -25,00% | 176 | 156 | -11,36% |
| Hydrocarbures | 7 | 6 | -14,29% | 66 | 52 | -21,21% |
| Ciment | 8 | 12 | 50,00% | 56 | 60 | 7,14% |
| TOTAL | 15 | 18 | 20,00% | 122 | 112 | -8,20% |
| TOTAL | 249 | 228 | -8,43% | 1 165 | 1 119 | -3,95% |

| BASTIA | Rotations du 1er au 30 juin | | | Cumul rotations depuis le 1er Janvier | | |
|------------------------|-----------------------------|------------|---------------|---------------------------------------|--------------|--------------|
| | 2022 | 2023 | Variation | 2022 | 2023 | Variation |
| Régulier National | 166 | 159 | -4,22% | 861 | 853 | -0,93% |
| Régulier International | 258 | 269 | 4,26% | 616 | 698 | 13,31% |
| TOTAL | 424 | 428 | 0,94% | 1 477 | 1 551 | 5,01% |
| Croisières | 20 | 10 | -50,00% | 40 | 34 | -15,00% |
| Hydrocarbures | 16 | 16 | 0,00% | 112 | 96 | -14,29% |
| Ciment | 2 | 10 | 400,00% | 34 | 50 | 47,06% |
| TOTAL | 18 | 26 | 44,44% | 146 | 146 | 0,00% |
| TOTAL | 462 | 464 | 0,43% | 1 663 | 1 731 | 4,09% |

| BONIFACIO | Rotations du 1er au 30 juin | | | Cumul rotations depuis le 1er Janvier | | |
|------------------------|-----------------------------|------------|--------------|---------------------------------------|--------------|---------------|
| | 2022 | 2023 | Variation | 2022 | 2023 | Variation |
| Régulier National | 0 | 0 | - | 0 | 0 | - |
| Régulier International | 382 | 418 | 9,42% | 1 324 | 1 626 | 22,81% |
| TOTAL | 382 | 418 | 9,42% | 1 324 | 1 626 | 22,81% |
| Croisières | 14 | 12 | -14,29% | 46 | 50 | 8,70% |
| Hydrocarbures | 0 | 0 | - | 0 | 0 | - |
| Ciment | 0 | 0 | - | 0 | 0 | - |
| TOTAL | 0 | 0 | - | 0 | 0 | - |
| TOTAL | 396 | 430 | 8,59% | 1 370 | 1 676 | 22,34% |

| L'ILE-ROUSSE | Rotations du 1er au 30 juin | | | Cumul rotations depuis le 1er Janvier | | |
|------------------------|-----------------------------|-----------|----------------|---------------------------------------|------------|---------------|
| | 2022 | 2023 | Variation | 2022 | 2023 | Variation |
| Régulier National | 80 | 62 | -22,50% | 274 | 260 | -5,11% |
| Régulier International | 2 | 4 | 100,00% | 10 | 19 | 90,00% |
| TOTAL | 82 | 66 | -19,51% | 284 | 279 | -1,76% |
| Croisières | 10 | 14 | 40,00% | 18 | 26 | 44,44% |
| Hydrocarbures | 0 | 0 | - | 0 | 0 | - |
| Ciment | 8 | 8 | 0,00% | 44 | 43 | -2,27% |
| TOTAL | 8 | 8 | 0,00% | 44 | 43 | -2,27% |
| TOTAL | 100 | 88 | -12,00% | 346 | 348 | 0,58% |

| PORTO-VECCHIO | Rotations du 1er au 30 juin | | | Cumul rotations depuis le 1er Janvier | | |
|------------------------|-----------------------------|-----------|----------------|---------------------------------------|------------|---------------|
| | 2022 | 2023 | Variation | 2022 | 2023 | Variation |
| Régulier National | 51 | 46 | -9,80% | 228 | 217 | -4,82% |
| Régulier International | 1 | 4 | 300,00% | 2 | 14 | 600,00% |
| TOTAL | 52 | 50 | -3,85% | 230 | 231 | 0,43% |
| Croisières | 14 | 10 | -28,57% | 22 | 30 | 36,36% |
| Hydrocarbures | 0 | 0 | - | 0 | 0 | - |
| Ciment | 6 | 14 | 133,33% | 60 | 70 | 16,67% |
| TOTAL | 6 | 14 | 133,33% | 60 | 70 | 16,67% |
| TOTAL | 72 | 74 | 2,78% | 312 | 331 | 6,09% |

| PROPRIANO | Rotations du 1er au 30 juin | | | Cumul rotations depuis le 1er Janvier | | |
|------------------------|-----------------------------|-----------|----------------|---------------------------------------|------------|---------------|
| | 2022 | 2023 | Variation | 2022 | 2023 | Variation |
| Régulier National | 26 | 30 | 15,38% | 152 | 162 | 6,58% |
| Régulier International | 0 | 0 | - | 0 | 0 | - |
| TOTAL | 26 | 30 | 15,38% | 152 | 162 | 6,58% |
| Croisières | 14 | 6 | -57,14% | 24 | 10 | -58,33% |
| Hydrocarbures | 2 | 2 | 0,00% | 6 | 6 | 0,00% |
| Ciment | 0 | 2 | - | 0 | 2 | - |
| TOTAL | 2 | 4 | 100,00% | 6 | 8 | 33,33% |
| TOTAL | 42 | 40 | -4,76% | 182 | 180 | -1,10% |

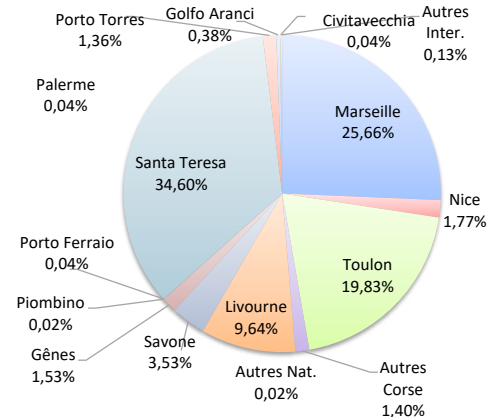
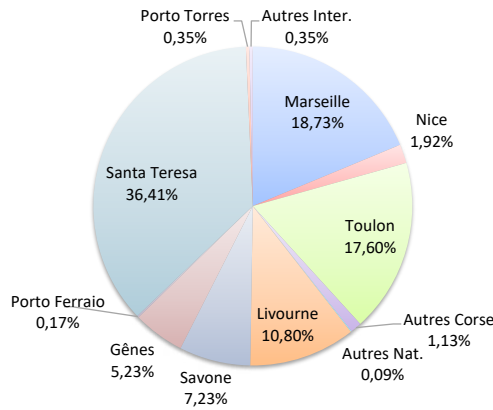
ROTATIONS

| | Rotations du 1er au 30 juin | | | Cumul rotations depuis le 1er Janvier | | |
|--------------------|-----------------------------|--------------|---------------|---------------------------------------|--------------|--------------|
| | 2022 | 2023 | Variation | 2022 | 2023 | Variation |
| Régulier National | 485 | 453 | -6,60% | 2 331 | 2 288 | -1,84% |
| Régulier Internat° | 643 | 695 | 8,09% | 2 003 | 2 412 | 20,42% |
| TOTAL | 1 128 | 1 148 | 1,77% | 4 334 | 4 700 | 8,44% |
| Croisières | 144 | 106 | -26,39% | 326 | 306 | -6,13% |
| Hydrocarbures | 25 | 24 | -4,00% | 184 | 154 | -16,30% |
| Ciment | 24 | 46 | 91,67% | 194 | 225 | 15,98% |
| TOTAL | 49 | 70 | 42,86% | 378 | 379 | 0,26% |
| TOTAL | 1 321 | 1 324 | 0,23% | 5 038 | 5 385 | 6,89% |

LIGNES
REGULIERS NAT° ET INTERNAT°

| Lignes | rotations | Variation n-1 |
|---------------|-----------|---------------|
| Marseille | 215 | -3,15% |
| Nice | 22 | 29,41% |
| Toulon | 202 | -12,17% |
| Autres Corse | 13 | -18,75% |
| Autres Nat. | 1 | - |
| Livourne | 124 | 19,23% |
| Savone | 83 | 6,41% |
| Gênes | 60 | 0,00% |
| Piombino | 0 | -100,00% |
| Porto Ferraio | 2 | - |
| Santa Teresa | 418 | 9,42% |
| Porto Torres | 4 | 9,42% |
| Golfo Aranci | 0 | -100,00% |
| Palerme | 0 | - |
| Civitavecchia | 0 | - |
| Autres Inter. | 4 | - |

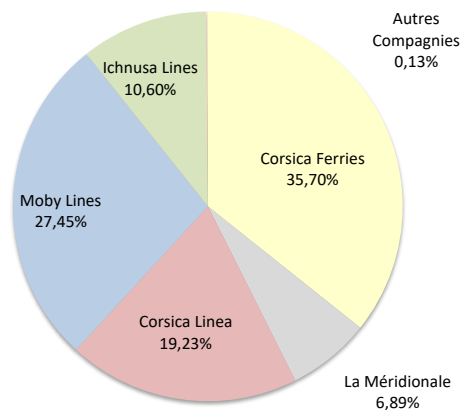
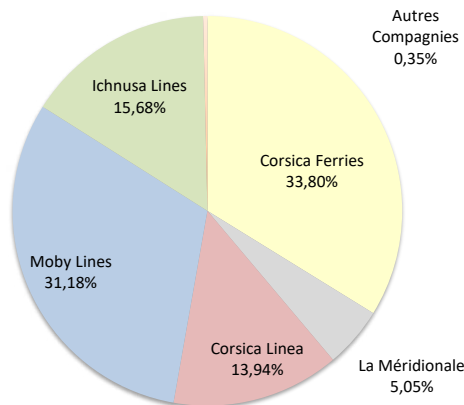
| Lignes | rotations | Variation n-1 |
|---------------|-----------|---------------|
| Marseille | 1 206 | -1,79% |
| Nice | 83 | 1,22% |
| Toulon | 932 | -3,52% |
| Autres Corse | 66 | 20,00% |
| Autres Nat. | 1 | - |
| Livourne | 453 | 14,68% |
| Savone | 166 | 30,71% |
| Gênes | 72 | 20,00% |
| Piombino | 1 | -83,33% |
| Porto Ferraio | 2 | - |
| Santa Teresa | 1 626 | 23,00% |
| Porto Torres | 64 | 25,49% |
| Golfo Aranci | 18 | -52,63% |
| Palerme | 2 | - |
| Civitavecchia | 2 | - |
| Autres Inter. | 6 | 50,00% |



COMPAGNIES
REGULIERS NAT° et INTERNAT°

| Compagnies | rotations | Variation n-1 |
|-------------------|-----------|---------------|
| Corsica Ferries | 388 | -9,77% |
| La Méridionale | 58 | 3,57% |
| Corsica Linea | 160 | -4,76% |
| Moby Lines | 358 | 16,99% |
| Ichnusa Lines | 180 | 7,14% |
| Autres Compagnies | 4 | - |

| Compagnies | rotations | Variation n-1 |
|-------------------|-----------|---------------|
| Corsica Ferries | 1 678 | 0,12% |
| La Méridionale | 324 | -2,99% |
| Corsica Linea | 904 | 0,00% |
| Moby Lines | 1 290 | 34,94% |
| Ichnusa Lines | 498 | 8,26% |
| Autres Compagnies | 6 | - |



ROTATIONS PAR LIGNE

| | | | | | | | | |
|--------------------------------|--------------------------------|---------------|---------------|----------------|----------------|---------------|---------------|---------------|
| MENSUEL | National | Ajaccio | Bastia | Bonifacio | L'Ile-Rousse | Porto-Vecchio | Propriano | Total |
| | Marseille | 61 | 73 | 0 | 25 | 26 | 30 | 215 |
| | Nice | 2 | 15 | 0 | 5 | 0 | 0 | 22 |
| | Toulon | 92 | 63 | 0 | 27 | 20 | 0 | 202 |
| | Autres Corse | 0 | 8 | 0 | 5 | 0 | 0 | 13 |
| | Autres Nat. | 1 | 0 | 0 | 0 | 0 | 0 | 1 |
| | Total | 156 | 159 | 0 | 62 | 46 | 30 | 453 |
| | <i>Variation Volume /(n-1)</i> | <i>-6</i> | <i>-7</i> | <i>0</i> | <i>-18</i> | <i>-5</i> | <i>4</i> | <i>-32</i> |
| | <i>Variation % / (n-1)</i> | <i>-3,70%</i> | <i>-4,22%</i> | <i>-</i> | <i>-22,50%</i> | <i>-9,80%</i> | <i>15,38%</i> | <i>-6,60%</i> |
| | International | Ajaccio | Bastia | Bonifacio | L'Ile-Rousse | Porto-Vecchio | Propriano | Total |
| Livourne | 0 | 123 | 0 | 1 | 0 | 0 | 124 | |
| Savone | 0 | 80 | 0 | 3 | 0 | 0 | 83 | |
| Gênes | 0 | 60 | 0 | 0 | 0 | 0 | 60 | |
| Piombino | 0 | 0 | 0 | 0 | 0 | 0 | 0 | |
| Porto Ferraio | 0 | 2 | 0 | 0 | 0 | 0 | 2 | |
| Santa Teresa | 0 | 0 | 418 | 0 | 0 | 0 | 418 | |
| Porto Torres | 0 | 0 | 0 | 0 | 4 | 0 | 4 | |
| Golfo Aranci | 0 | 0 | 0 | 0 | 0 | 0 | 0 | |
| Autres Inter. | 0 | 4 | 0 | 0 | 0 | 0 | 4 | |
| Total | 0 | 269 | 418 | 4 | 4 | 0 | 695 | |
| <i>Variation Volume /(n-1)</i> | <i>0</i> | <i>11</i> | <i>36</i> | <i>2</i> | <i>3</i> | <i>0</i> | <i>52</i> | |
| <i>Variation % / (n-1)</i> | <i>-</i> | <i>4,26%</i> | <i>9,42%</i> | <i>100,00%</i> | <i>300,00%</i> | <i>-</i> | <i>8,09%</i> | |
| Total | 156 | 428 | 418 | 66 | 50 | 30 | 1 148 | |
| <i>Variation Volume /(n-1)</i> | <i>-6</i> | <i>4</i> | <i>36</i> | <i>-16</i> | <i>-2</i> | <i>4</i> | <i>20</i> | |
| <i>Variation % / (n-1)</i> | <i>-3,70%</i> | <i>0,94%</i> | <i>9,42%</i> | <i>-19,51%</i> | <i>-3,85%</i> | <i>15,38%</i> | <i>1,77%</i> | |

| | | | | | | | | |
|------------------------------------|--------------------------------|---------------|---------------|---------------|----------------|---------------|---------------|---------------|
| Cumul depuis le 1er janvier | National | Ajaccio | Bastia | Bonifacio | L'Ile-Rousse | Porto-Vecchio | Propriano | Total |
| | Marseille | 368 | 377 | 0 | 157 | 142 | 162 | 1 206 |
| | Nice | 4 | 59 | 0 | 19 | 1 | 0 | 83 |
| | Toulon | 423 | 372 | 0 | 63 | 74 | 0 | 932 |
| | Autres Corse | 0 | 45 | 0 | 21 | 0 | 0 | 66 |
| | Autres Nat. | 1 | 0 | 0 | 0 | 0 | 0 | 1 |
| | Total | 796 | 853 | 0 | 260 | 217 | 162 | 2 288 |
| | <i>Variation Volume /(n-1)</i> | <i>-20</i> | <i>-8</i> | <i>0</i> | <i>-14</i> | <i>-11</i> | <i>10</i> | <i>-43</i> |
| | <i>Variation % / (n-1)</i> | <i>-2,45%</i> | <i>-0,93%</i> | <i>-</i> | <i>-5,11%</i> | <i>-4,82%</i> | <i>6,58%</i> | <i>-1,84%</i> |
| | International | Ajaccio | Bastia | Bonifacio | L'Ile-Rousse | Porto-Vecchio | Propriano | Total |
| Livourne | 1 | 437 | 0 | 11 | 4 | 0 | 453 | |
| Savone | 1 | 160 | 0 | 5 | 0 | 0 | 166 | |
| Gênes | 0 | 72 | 0 | 0 | 0 | 0 | 72 | |
| Piombino | 0 | 1 | 0 | 0 | 0 | 0 | 1 | |
| Porto Ferraio | 0 | 2 | 0 | 0 | 0 | 0 | 2 | |
| Santa Teresa | 0 | 0 | 1 626 | 0 | 0 | 0 | 1 626 | |
| Porto Torres | 51 | 0 | 0 | 3 | 10 | 0 | 64 | |
| Golfo Aranci | 0 | 18 | 0 | 0 | 0 | 0 | 18 | |
| Palerme | 0 | 2 | 0 | 0 | 0 | 0 | 2 | |
| Civitavecchia | 0 | 2 | 0 | 0 | 0 | 0 | 2 | |
| Autres Inter. | 2 | 4 | 0 | 0 | 0 | 0 | 6 | |
| Total | 55 | 698 | 1 626 | 19 | 14 | 0 | 2 412 | |
| <i>Variation Volume /(n-1)</i> | <i>4</i> | <i>82</i> | <i>302</i> | <i>9</i> | <i>12</i> | <i>0</i> | <i>409</i> | |
| <i>Variation % / (n-1)</i> | <i>7,84%</i> | <i>13,31%</i> | <i>22,81%</i> | <i>90,00%</i> | <i>600,00%</i> | <i>-</i> | <i>20,42%</i> | |
| Total | 851 | 1 551 | 1 626 | 279 | 231 | 162 | 4 700 | |
| <i>Variation Volume /(n-1)</i> | <i>-16</i> | <i>74</i> | <i>302</i> | <i>-5</i> | <i>1</i> | <i>10</i> | <i>366</i> | |
| <i>Variation % / (n-1)</i> | <i>-1,85%</i> | <i>5,01%</i> | <i>22,81%</i> | <i>-1,76%</i> | <i>0,43%</i> | <i>6,58%</i> | <i>8,44%</i> | |

| | | | | | | | | |
|--------------------------------|--------------------------------|---------------|---------------|---------------|---------------|----------------|----------------|---------------|
| Vrac | MENSUEL | Ajaccio | Bastia | Bonifacio | L'Ile-Rousse | Porto-Vecchio | Propriano | Total |
| | Hydrocarbures | 6 | 16 | 0 | 0 | 0 | 2 | 24 |
| | Ciment | 12 | 10 | 0 | 8 | 14 | 2 | 46 |
| | Total | 18 | 26 | 0 | 8 | 14 | 4 | 70 |
| | <i>Variation Volume /(n-1)</i> | <i>4</i> | <i>8</i> | <i>0</i> | <i>0</i> | <i>8</i> | <i>2</i> | <i>22</i> |
| | <i>Variation % / (n-1)</i> | <i>28,57%</i> | <i>44,44%</i> | <i>-</i> | <i>0,00%</i> | <i>133,33%</i> | <i>100,00%</i> | <i>45,83%</i> |
| | CUMUL | Ajaccio | Bastia | Bonifacio | L'Ile-Rousse | Porto-Vecchio | Propriano | Total |
| | Hydrocarbures | 52 | 96 | 0 | 0 | 0 | 6 | 154 |
| | Ciment | 60 | 50 | 0 | 43 | 70 | 2 | 225 |
| | Total | 112 | 146 | 0 | 43 | 70 | 8 | 379 |
| <i>Variation Volume /(n-1)</i> | <i>-10</i> | <i>0</i> | <i>0</i> | <i>-1</i> | <i>10</i> | <i>2</i> | <i>1</i> | |
| <i>Variation % / (n-1)</i> | <i>-8,20%</i> | <i>0,00%</i> | <i>-</i> | <i>-2,27%</i> | <i>16,67%</i> | <i>33,33%</i> | <i>0,26%</i> | |

| | | | | | | | | |
|----------------------|------------------------------------|----------------|----------------|----------------|---------------|----------------|----------------|----------------|
| Croisiéristes | MENSUEL | Ajaccio | Bastia | Bonifacio | L'Ile-Rousse | Porto-Vecchio | Propriano | Total |
| | Croisières | 54 | 10 | 12 | 14 | 10 | 6 | 106 |
| | Total | 54 | 10 | 12 | 14 | 10 | 6 | 106 |
| | <i>Variation Volume /(n-1)</i> | <i>-18</i> | <i>-10</i> | <i>-2</i> | <i>4</i> | <i>-4</i> | <i>-8</i> | <i>-38</i> |
| | <i>Variation % / (n-1)</i> | <i>-25,00%</i> | <i>-50,00%</i> | <i>-14,29%</i> | <i>40,00%</i> | <i>-28,57%</i> | <i>-57,14%</i> | <i>-26,39%</i> |
| | CUMUL depuis le 1er janvier | Ajaccio | Bastia | Bonifacio | L'Ile-Rousse | Porto-Vecchio | Propriano | Total |
| | Croisières | 156 | 34 | 50 | 26 | 30 | 10 | 306 |
| | Total | 156 | 34 | 50 | 26 | 30 | 10 | 306 |
| | <i>Variation Volume /(n-1)</i> | <i>-20</i> | <i>-6</i> | <i>4</i> | <i>8</i> | <i>8</i> | <i>-14</i> | <i>-20</i> |
| | <i>Variation % / (n-1)</i> | <i>-11,36%</i> | <i>-15,00%</i> | <i>8,70%</i> | <i>44,44%</i> | <i>36,36%</i> | <i>-58,33%</i> | <i>-6,13%</i> |

PORTS DE COMMERCE DE CORSE

juin 2023

ROTATIONS PAR COMPAGNIE

MENSUEL

| National | Ajaccio | Bastia | Bonifacio | L'Ile-Rousse | Porto-Vecchio | Propriano | Total | Variation/V | Variation/% |
|--------------------------------|---------------|---------------|--------------|----------------|----------------|---------------|---------------|-------------|---------------|
| Corsica Ferries | 94 | 85 | 0 | 36 | 20 | 0 | 235 | -26 | -9,96% |
| La Méridionale | 32 | 0 | 0 | 0 | 26 | 0 | 58 | 2 | 3,57% |
| Corsica Linea | 30 | 74 | 0 | 26 | 0 | 30 | 160 | -8 | -4,76% |
| Total | 156 | 159 | 0 | 62 | 46 | 30 | 453 | -32 | -6,60% |
| <i>Variation Volume /(n-1)</i> | <i>-6</i> | <i>-7</i> | <i>0</i> | <i>-18</i> | <i>-5</i> | <i>4</i> | <i>-32</i> | | |
| <i>Variation % / (n-1)</i> | <i>-3,70%</i> | <i>-4,22%</i> | <i>-</i> | <i>-22,50%</i> | <i>-9,80%</i> | <i>15,38%</i> | <i>-6,60%</i> | | |
| International | Ajaccio | Bastia | Bonifacio | L'Ile-Rousse | Porto-Vecchio | Propriano | Total | Variation/V | Variation/% |
| Corsica Ferries | 0 | 145 | 0 | 4 | 4 | 0 | 153 | -16 | -9,47% |
| Moby Lines | 0 | 120 | 238 | 0 | 0 | 0 | 358 | 52 | 16,99% |
| Ichnusa Lines | 0 | 0 | 180 | 0 | 0 | 0 | 180 | 12 | 7,14% |
| Total | 0 | 265 | 418 | 4 | 4 | 0 | 691 | 48 | 7,47% |
| <i>Variation Volume /(n-1)</i> | <i>0</i> | <i>7</i> | <i>36</i> | <i>2</i> | <i>3</i> | <i>0</i> | <i>48</i> | | |
| <i>Variation % / (n-1)</i> | <i>-</i> | <i>2,71%</i> | <i>9,42%</i> | <i>100,00%</i> | <i>300,00%</i> | <i>-</i> | <i>7,47%</i> | | |
| Total | Ajaccio | Bastia | Bonifacio | L'Ile-Rousse | Porto-Vecchio | Propriano | Total | Variation/V | Variation/% |
| Corsica Ferries | 94 | 230 | 0 | 40 | 24 | 0 | 388 | -42 | -9,77% |
| La Méridionale | 32 | 0 | 0 | 0 | 26 | 0 | 58 | 2 | 3,57% |
| Corsica Linea | 30 | 74 | 0 | 26 | 0 | 30 | 160 | -8 | -4,76% |
| Moby Lines | 0 | 120 | 238 | 0 | 0 | 0 | 358 | 52 | 16,99% |
| Ichnusa Lines | 0 | 0 | 180 | 0 | 0 | 0 | 180 | 12 | 7,14% |
| Total | 156 | 424 | 418 | 66 | 50 | 30 | 1 144 | 16 | 1,42% |
| <i>Variation Volume /(n-1)</i> | <i>-6</i> | <i>0</i> | <i>36</i> | <i>-16</i> | <i>-2</i> | <i>4</i> | <i>16</i> | | |
| <i>Variation % / (n-1)</i> | <i>-3,70%</i> | <i>0,00%</i> | <i>9,42%</i> | <i>-19,51%</i> | <i>-3,85%</i> | <i>15,38%</i> | <i>1,42%</i> | | |

Cumul depuis le 1er janvier

| National | Ajaccio | Bastia | Bonifacio | L'Ile-Rousse | Porto-Vecchio | Propriano | Total | Variation/V | Variation/% |
|--------------------------------|---------------|---------------|---------------|---------------|----------------|--------------|---------------|-------------|---------------|
| Corsica Ferries | 427 | 470 | 0 | 97 | 75 | 0 | 1 069 | -24 | -2,20% |
| La Méridionale | 181 | 0 | 0 | 0 | 141 | 0 | 322 | -12 | -3,59% |
| Corsica Linea | 188 | 383 | 0 | 163 | 1 | 162 | 897 | -7 | -0,77% |
| Total | 796 | 853 | 0 | 260 | 217 | 162 | 2 288 | -43 | -1,84% |
| <i>Variation Volume /(n-1)</i> | <i>-20</i> | <i>-8</i> | <i>0</i> | <i>-14</i> | <i>-11</i> | <i>10</i> | <i>-43</i> | | |
| <i>Variation % / (n-1)</i> | <i>-2,45%</i> | <i>-0,93%</i> | <i>-</i> | <i>-5,11%</i> | <i>-4,82%</i> | <i>6,58%</i> | <i>-1,84%</i> | | |
| International | Ajaccio | Bastia | Bonifacio | L'Ile-Rousse | Porto-Vecchio | Propriano | Total | Variation/V | Variation/% |
| Corsica Ferries | 52 | 527 | 0 | 17 | 13 | 0 | 609 | 26 | 4,46% |
| La Méridionale | 1 | 0 | 0 | 0 | 1 | 0 | 2 | 2 | - |
| Corsica Linea | 0 | 5 | 0 | 2 | 0 | 0 | 7 | 7 | - |
| Moby Lines | 0 | 162 | 1 128 | 0 | 0 | 0 | 1 290 | 334 | 34,94% |
| Ichnusa Lines | 0 | 0 | 498 | 0 | 0 | 0 | 498 | 38 | 8,26% |
| Autres Compagnies | 2 | 4 | 0 | 0 | 0 | 0 | 6 | 2 | 50,00% |
| Total | 55 | 698 | 1 626 | 19 | 14 | 0 | 2 412 | 409 | 20,42% |
| <i>Variation Volume /(n-1)</i> | <i>4</i> | <i>82</i> | <i>302</i> | <i>9</i> | <i>12</i> | <i>0</i> | <i>409</i> | | |
| <i>Variation % / (n-1)</i> | <i>7,84%</i> | <i>13,31%</i> | <i>22,81%</i> | <i>90,00%</i> | <i>600,00%</i> | <i>-</i> | <i>20,42%</i> | | |
| Total | Ajaccio | Bastia | Bonifacio | L'Ile-Rousse | Porto-Vecchio | Propriano | Total | Variation/V | Variation/% |
| Corsica Ferries | 479 | 997 | 0 | 114 | 88 | 0 | 1 678 | 2 | 0,12% |
| La Méridionale | 182 | 0 | 0 | 0 | 142 | 0 | 324 | -10 | -2,99% |
| Corsica Linea | 188 | 388 | 0 | 165 | 1 | 162 | 904 | 0 | 0,00% |
| Moby Lines | 0 | 162 | 1 128 | 0 | 0 | 0 | 1 290 | 334 | 34,94% |
| Ichnusa Lines | 0 | 0 | 498 | 0 | 0 | 0 | 498 | 38 | 8,26% |
| Autres Compagnies | 2 | 4 | 0 | 0 | 0 | 0 | 6 | 2 | 50,00% |
| Total | 851 | 1 551 | 1 626 | 279 | 231 | 162 | 4 700 | 366 | 8,44% |
| <i>Variation Volume /(n-1)</i> | <i>-16</i> | <i>74</i> | <i>302</i> | <i>-5</i> | <i>1</i> | <i>10</i> | <i>366</i> | | |
| <i>Variation % / (n-1)</i> | <i>-1,85%</i> | <i>5,01%</i> | <i>22,81%</i> | <i>-1,76%</i> | <i>0,43%</i> | <i>6,58%</i> | <i>8,44%</i> | | |