

**Ports de Commerce de Corse**

**Porti di Commerciù di Corsica**

**Mensuel**

***U Misincu***

**Escales 2021**

***Scali 2021***

**sept-21**

## ESCALES GLOBAL

TOTAL PORTS	Escalaes du 1er au 30 septembre			Cumul Escalaes depuis le 1er Janvier		
	2020	2021	Variation	2020	2021	Variation
Régulier National	315	357	13,33%	2 464	3 039	23,34%
Régulier International	368	465	26,36%	2 121	2 462	16,08%
<b>TOTAL</b>	<b>683</b>	<b>822</b>	<b>20,35%</b>	<b>4 585</b>	<b>5 501</b>	<b>19,98%</b>
Croisières	34	72	111,76%	81	164	102,47%
Hydrocarbures	13	13	0,00%	109	118	8,26%
Ciment	17	10	-41,18%	141	149	5,67%
<b>TOTAL</b>	<b>30</b>	<b>23</b>	<b>-23,33%</b>	<b>250</b>	<b>267</b>	<b>6,80%</b>
<b>TOTAL</b>	<b>747</b>	<b>917</b>	<b>22,76%</b>	<b>4 916</b>	<b>5 932</b>	<b>20,67%</b>

AJACCIO	Escalaes du 1er au 30 septembre			Cumul Escalaes depuis le 1er Janvier		
	2020	2021	Variation	2020	2021	Variation
Régulier National	73	86	17,81%	606	707	16,67%
Régulier International	7	1	-85,71%	21	23	9,52%
<b>TOTAL</b>	<b>80</b>	<b>87</b>	<b>8,75%</b>	<b>627</b>	<b>730</b>	<b>16,43%</b>
Croisières	8	17	112,50%	20	38	90,00%
Hydrocarbures	3	4	33,33%	37	38	2,70%
Ciment	5	4	-20,00%	39	41	5,13%
<b>TOTAL</b>	<b>8</b>	<b>8</b>	<b>0,00%</b>	<b>76</b>	<b>79</b>	<b>3,95%</b>
<b>TOTAL</b>	<b>96</b>	<b>112</b>	<b>16,67%</b>	<b>723</b>	<b>847</b>	<b>17,15%</b>

BASTIA	Escalaes du 1er au 30 septembre			Cumul Escalaes depuis le 1er Janvier		
	2020	2021	Variation	2020	2021	Variation
Régulier National	158	164	3,80%	1 264	1 455	15,11%
Régulier International	210	256	21,90%	1 211	1 362	12,47%
<b>TOTAL</b>	<b>368</b>	<b>420</b>	<b>14,13%</b>	<b>2 475</b>	<b>2 817</b>	<b>13,82%</b>
Croisières	10	22	120,00%	20	46	130,00%
Hydrocarbures	10	8	-20,00%	72	79	9,72%
Ciment	3	1	-66,67%	29	32	10,34%
<b>TOTAL</b>	<b>13</b>	<b>9</b>	<b>-30,77%</b>	<b>101</b>	<b>111</b>	<b>9,90%</b>
<b>TOTAL</b>	<b>391</b>	<b>451</b>	<b>15,35%</b>	<b>2 596</b>	<b>2 974</b>	<b>14,56%</b>

BONIFACIO	Escalaes du 1er au 30 septembre			Cumul Escalaes depuis le 1er Janvier		
	2020	2021	Variation	2020	2021	Variation
Régulier National	0	0	-	0	0	-
Régulier International	144	201	39,58%	843	1 019	20,88%
<b>TOTAL</b>	<b>144</b>	<b>201</b>	<b>39,58%</b>	<b>843</b>	<b>1 019</b>	<b>20,88%</b>
Croisières	7	9	28,57%	18	19	5,56%
Hydrocarbures	0	0	-	0	0	-
Ciment	0	0	-	0	0	-
<b>TOTAL</b>	<b>0</b>	<b>0</b>	<b>-</b>	<b>0</b>	<b>0</b>	<b>-</b>
<b>TOTAL</b>	<b>151</b>	<b>210</b>	<b>39,07%</b>	<b>861</b>	<b>1 038</b>	<b>20,56%</b>

L'ILE-ROUSSE	Escalaes du 1er au 30 septembre			Cumul Escalaes depuis le 1er Janvier		
	2020	2021	Variation	2020	2021	Variation
Régulier National	51	73	43,14%	356	569	59,83%
Régulier International	3	1	-66,67%	18	39	116,67%
<b>TOTAL</b>	<b>54</b>	<b>74</b>	<b>37,04%</b>	<b>374</b>	<b>608</b>	<b>62,57%</b>
Croisières	6	14	133,33%	16	34	112,50%
Hydrocarbures	0	0	-	0	0	-
Ciment	3	2	-33,33%	26	25	-3,85%
<b>TOTAL</b>	<b>3</b>	<b>2</b>	<b>-33,33%</b>	<b>26</b>	<b>25</b>	<b>-3,85%</b>
<b>TOTAL</b>	<b>63</b>	<b>90</b>	<b>42,86%</b>	<b>416</b>	<b>667</b>	<b>60,34%</b>

PORTO-VECCHIO	Escalaes du 1er au 30 septembre			Cumul Escalaes depuis le 1er Janvier		
	2020	2021	Variation	2020	2021	Variation
Régulier National	20	21	5,00%	148	202	36,49%
Régulier International	4	6	50,00%	25	19	-24,00%
<b>TOTAL</b>	<b>24</b>	<b>27</b>	<b>12,50%</b>	<b>173</b>	<b>221</b>	<b>27,75%</b>
Croisières	3	10	233,33%	7	26	271,43%
Hydrocarbures	0	0	-	0	0	-
Ciment	6	2	-66,67%	41	47	14,63%
<b>TOTAL</b>	<b>6</b>	<b>2</b>	<b>-66,67%</b>	<b>41</b>	<b>47</b>	<b>14,63%</b>
<b>TOTAL</b>	<b>33</b>	<b>39</b>	<b>18,18%</b>	<b>221</b>	<b>294</b>	<b>33,03%</b>

PROPRIANO	Escalaes du 1er au 30 septembre			Cumul Escalaes depuis le 1er Janvier		
	2020	2021	Variation	2020	2021	Variation
Régulier National	13	13	0,00%	90	106	17,78%
Régulier International	0	0	-	3	0	-100,00%
<b>TOTAL</b>	<b>13</b>	<b>13</b>	<b>0,00%</b>	<b>93</b>	<b>106</b>	<b>13,98%</b>
Croisières	0	0	-	0	1	-
Hydrocarbures	0	1	-	0	1	-
Ciment	0	1	-	6	4	-33,33%
<b>TOTAL</b>	<b>0</b>	<b>2</b>	<b>-</b>	<b>6</b>	<b>5</b>	<b>-16,67%</b>
<b>TOTAL</b>	<b>13</b>	<b>15</b>	<b>15,38%</b>	<b>99</b>	<b>112</b>	<b>13,13%</b>

ESCALES

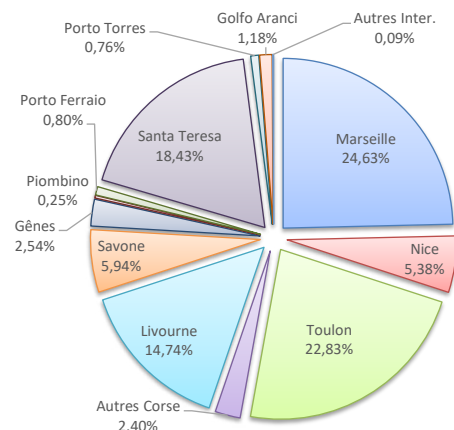
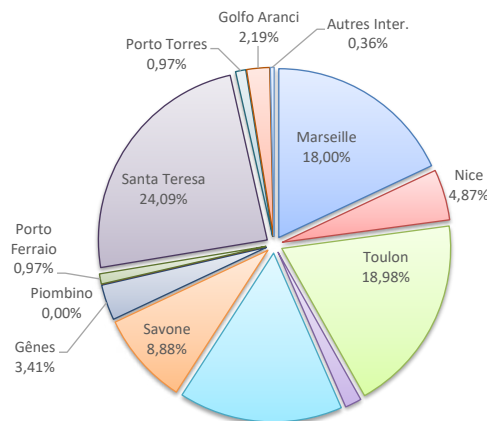
	Escalaes du 1er au 30 septembre			Cumul Escalaes depuis le 1er Janvier		
	2020	2021	Variation	2020	2021	Variation
Régulier National	315	357	13,33%	2 464	3 039	23,34%
Régulier Internat°	368	465	26,36%	2 121	2 462	16,08%
<b>TOTAL</b>	<b>683</b>	<b>822</b>	<b>20,35%</b>	<b>4 585</b>	<b>5 501</b>	<b>19,98%</b>
Croisières	34	72	111,76%	81	164	102,47%
Hydrocarbures	13	13	0,00%	109	118	8,26%
Ciment	17	10	-41,18%	141	149	5,67%
<b>TOTAL</b>	<b>30</b>	<b>23</b>	<b>-23,33%</b>	<b>250</b>	<b>267</b>	<b>6,80%</b>
<b>TOTAL</b>	<b>747</b>	<b>917</b>	<b>22,76%</b>	<b>4 916</b>	<b>5 932</b>	<b>20,67%</b>

LIGNES

REGULIERS NAT° ET INTERNAT°

Lignes	Pax	Variation n-1
Marseille	148	-2,63%
Nice	40	25,00%
Toulon	156	20,93%
Autres Corse	13	550,00%
Livourne	129	2,38%
Savone	73	32,73%
Gênes	28	0,00%
Piombino	0	-100,00%
Porto Ferraio	8	-
Santa Teresa	198	37,50%
Porto Torres	8	37,50%
Golfo Aranci	18	800,00%
Autres Inter.	3	-

Lignes	Pax	Variation n-1
Marseille	1 355	19,07%
Nice	296	18,88%
Toulon	1 256	24,36%
Autres Corse	132	97,01%
Livourne	811	15,86%
Savone	327	3,48%
Gênes	140	-27,08%
Piombino	14	55,56%
Porto Ferraio	44	-
Santa Teresa	1 014	20,57%
Porto Torres	42	31,25%
Golfo Aranci	65	140,74%
Autres Inter.	5	400,00%

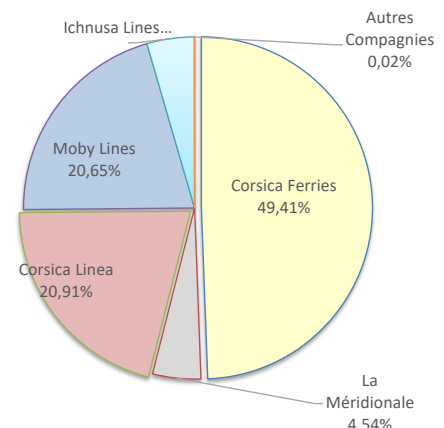
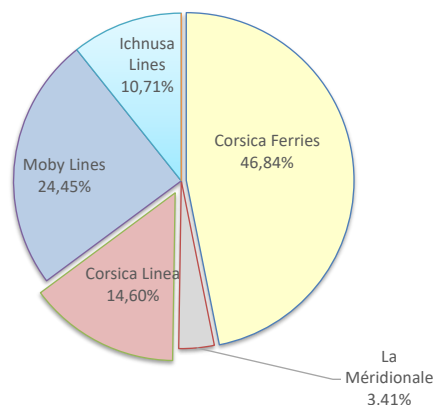


COMPAGNIES

REGULIERS NAT° et INTERNAT°

Compagnies	Pax	Variation n-1
Corsica Ferries	385	28,76%
La Méridionale	28	3,70%
Corsica Linea	120	-4,00%
Moby Lines	201	12,92%
Ichnusa Lines	88	-
Autres Compagnies	0	-

Compagnies	Pax	Variation n-1
Corsica Ferries	2 718	27,31%
La Méridionale	250	35,14%
Corsica Linea	1 150	13,52%
Moby Lines	1 136	17,84%
Ichnusa Lines	246	-
Autres Compagnies	1	-



ESCALES

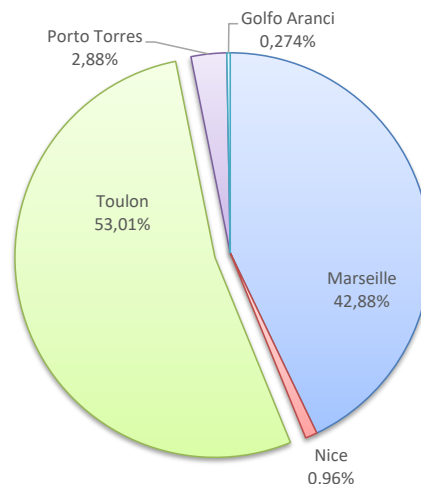
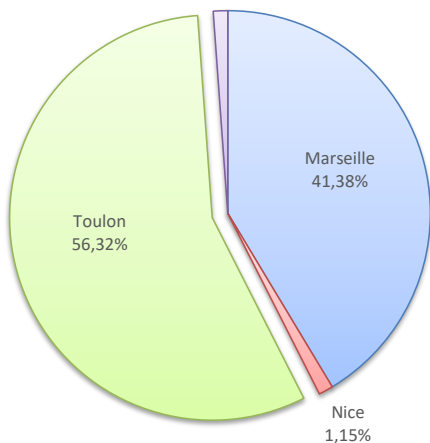
	Escalaes du 1er au 30 septembre		
	2020	2021	Variation
Régulier National	73	86	17,81%
Régulier Internat°	7	1	-85,71%
<b>TOTAL</b>	<b>80</b>	<b>87</b>	<b>8,75%</b>
Croisières	8	17	112,50%
Hydrocarbures	3	4	33,33%
Ciment	5	4	-20,00%
<b>TOTAL</b>	<b>8</b>	<b>8</b>	<b>0,00%</b>
<b>TOTAL</b>	<b>96</b>	<b>112</b>	<b>16,67%</b>

	Cumul Escalaes depuis le 1er Janvier		
	2020	2021	Variation
Régulier National	606	707	16,67%
Régulier Internat°	21	23	9,52%
<b>TOTAL</b>	<b>627</b>	<b>730</b>	<b>16,43%</b>
Croisières	20	38	90,00%
Hydrocarbures	37	38	2,70%
Ciment	39	41	5,13%
<b>TOTAL</b>	<b>76</b>	<b>79</b>	<b>3,95%</b>
<b>TOTAL</b>	<b>723</b>	<b>847</b>	<b>17,15%</b>

**LIGNES**  
REGULIERS NAT° ET INTERNAT°

Lignes	Pax	Variation n-1
Marseille	36	9,09%
Nice	1	-
Toulon	49	22,50%
Porto Torres	1	-85,71%
Golfo Aranci	0	-

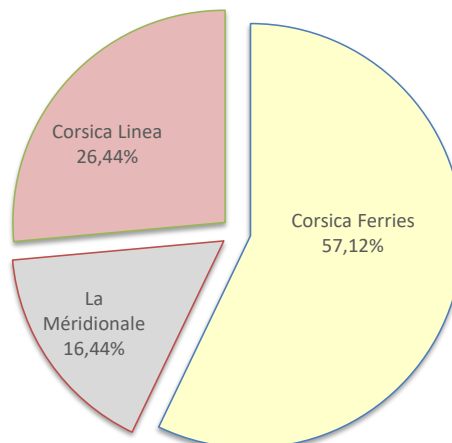
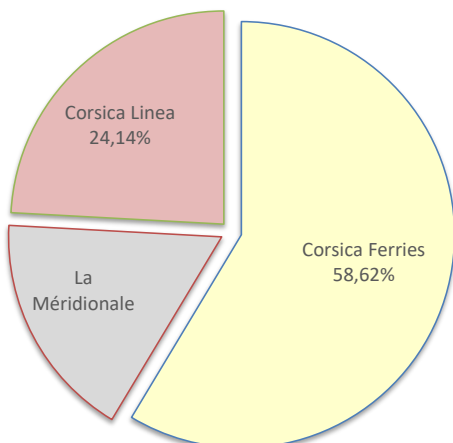
Lignes	Pax	Variation n-1
Marseille	313	16,36%
Nice	7	-61,11%
Toulon	387	21,32%
Porto Torres	21	10,53%
Golfo Aranci	2	100,00%



**COMPAGNIES**  
REGULIERS NAT° ET INTERNAT°

Compagnies	Pax	Variation n-1
Corsica Ferries	51	8,51%
La Méridionale	15	-
Corsica Linea	21	-36,36%

Compagnies	Pax	Variation n-1
Corsica Ferries	417	19,48%
La Méridionale	120	5900,00%
Corsica Linea	193	-30,07%



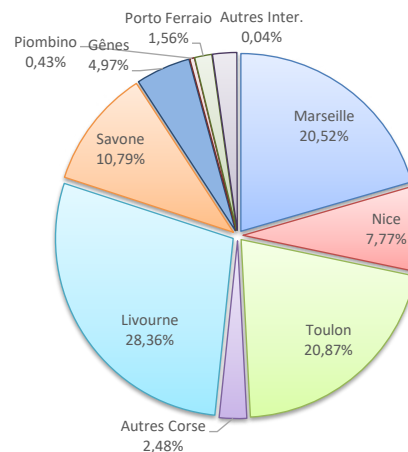
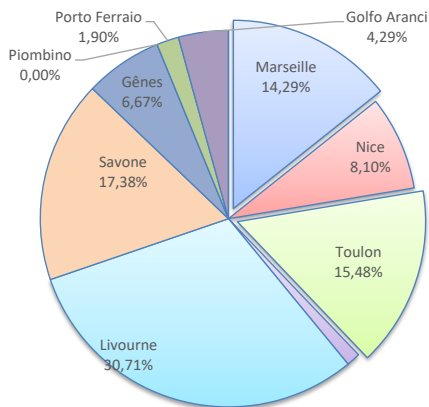
ESCALES

	Escalaes du 1er au 30 septembre			Cumul Escalaes depuis le 1er Janvier		
	2020	2021	Variation	2020	2021	Variation
Régulier National	158	164	3,80%	1 264	1 455	15,11%
Régulier Internat°	210	256	21,90%	1 211	1 362	12,47%
<b>TOTAL</b>	<b>368</b>	<b>420</b>	<b>14,13%</b>	<b>2 475</b>	<b>2 817</b>	<b>13,82%</b>
Croisières	10	22	120,00%	20	46	130,00%
Hydrocarbures	10	8	-20,00%	72	79	9,72%
Ciment	3	1	-66,67%	29	32	10,34%
<b>TOTAL</b>	<b>13</b>	<b>9</b>	<b>-30,77%</b>	<b>101</b>	<b>111</b>	<b>9,90%</b>
<b>TOTAL</b>	<b>391</b>	<b>451</b>	<b>15,35%</b>	<b>2 596</b>	<b>2 974</b>	<b>14,56%</b>

**LIGNES**  
REGULIERS NAT° ET INTERNAT°

Lignes	Pax	Variation n-1
Marseille	60	-6,25%
Nice	34	30,77%
Toulon	65	-4,41%
Autres Corse	5	-
Livourne	129	4,03%
Savone	73	32,73%
Gênes	28	0,00%
Piombino	0	-100,00%
Porto Ferrario	8	-
Golfo Aranci	18	800,00%
Autres Inter.	0	-

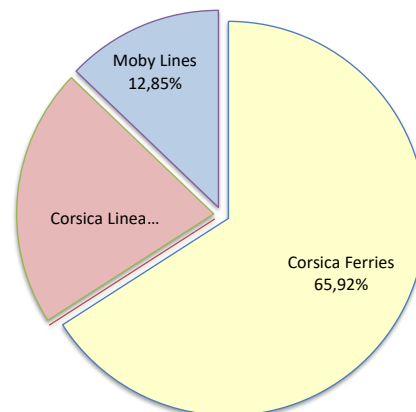
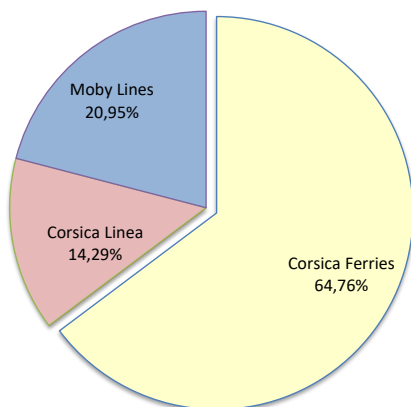
Lignes	Pax	Variation n-1
Marseille	578	12,89%
Nice	219	34,36%
Toulon	588	7,30%
Autres Corse	70	70,73%
Livourne	799	16,30%
Savone	304	-2,56%
Gênes	140	-27,08%
Piombino	12	71,43%
Porto Ferrario	44	-
Golfo Aranci	62	416,67%
Autres Inter.	1	-



**COMPAGNIES**  
REGULIERS NAT° ET INTERNAT°

Compagnies	Pax	Variation n-1
Corsica Ferries	272	25,93%
La Méridionale	0	-
Corsica Linea	60	-6,25%
Moby Lines	88	0,00%

Compagnies	Pax	Variation n-1
Corsica Ferries	1 857	21,61%
La Méridionale	0	-
Corsica Linea	598	10,74%
Moby Lines	362	-11,27%



# PORT DE COMMERCE DE BONIFACIO

septembre 2021

## ESCALES

Escalaes du 1er au 30 septembre		
2020	2021	Variation
0	0	-
144	201	39,58%
<b>144</b>	<b>201</b>	<b>39,58%</b>

Cumul Escalaes depuis le 1er Janvier		
2020	2021	Variation
0	0	-
843	1 019	20,88%
<b>843</b>	<b>1 019</b>	<b>20,88%</b>

Régulier National	0	0	-
Régulier Internat°	144	201	39,58%
<b>TOTAL</b>	<b>144</b>	<b>201</b>	<b>39,58%</b>

Croisières	7	9	28,57%
------------	---	---	--------

18	19	5,56%
----	----	-------

Hydrocarbures	0	0	-
Ciment	0	0	-
<b>TOTAL</b>	<b>0</b>	<b>0</b>	<b>-</b>

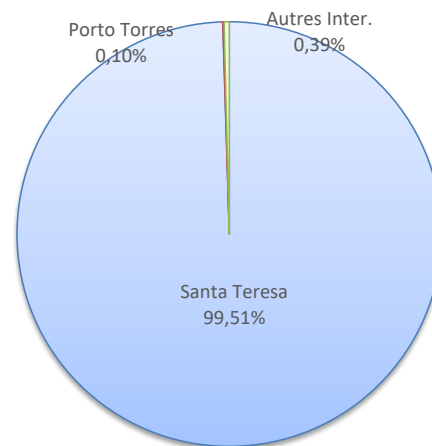
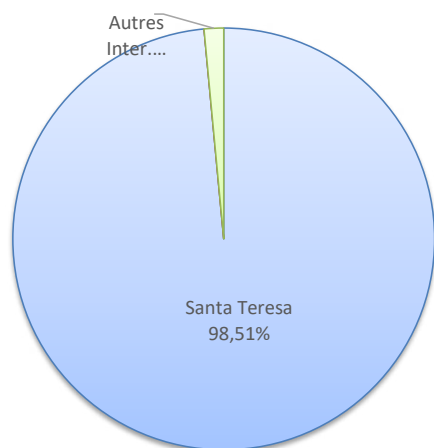
0	0	-
0	0	-
<b>0</b>	<b>0</b>	<b>-</b>

<b>TOTAL</b>	<b>151</b>	<b>210</b>	<b>39,07%</b>
--------------	------------	------------	---------------

<b>861</b>	<b>1 038</b>	<b>20,56%</b>
------------	--------------	---------------

Lignes	Pax	Variation n-1
Santa Teresa	198	37,50%
Porto Torres	0	-
Autres Inter.	3	-

Lignes	Pax	Variation n-1
Santa Teresa	1 014	20,57%
Porto Torres	1	-
Autres Inter.	4	-

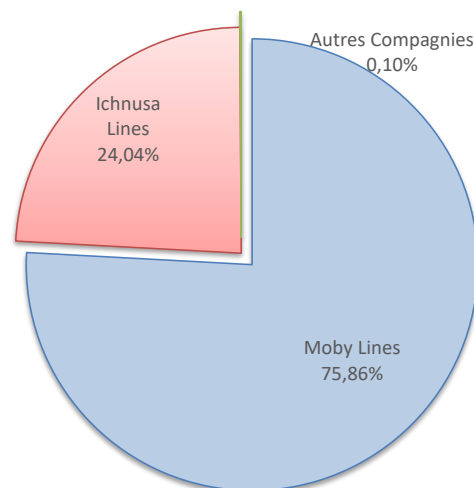
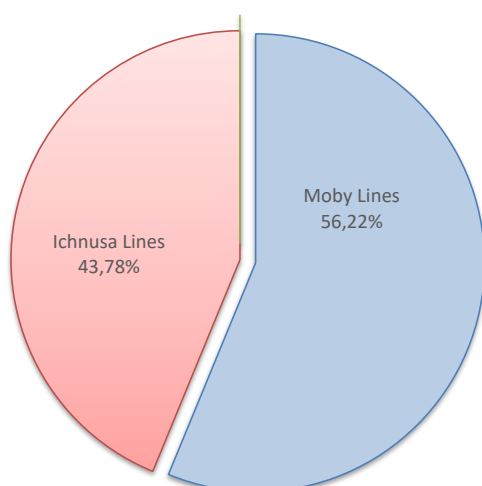


### LIGNES

REGULIERS NAT° ET INTERNAT°

Compagnies	Pax	Variation n-1
Moby Lines	113	25,56%
Ichnusa Lines	88	-
Autres Compagnies	0	-

Compagnies	Pax	Variation n-1
Moby Lines	773	39,28%
Ichnusa Lines	245	-
Autres Compagnies	1	-



### COMPAGNIES

REGULIERS NAT° ET INTERNAT°

ESCALES

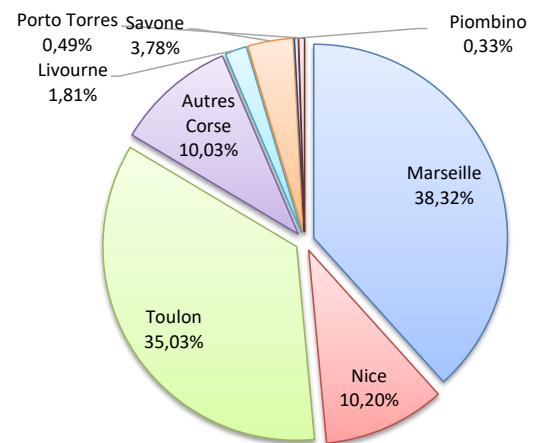
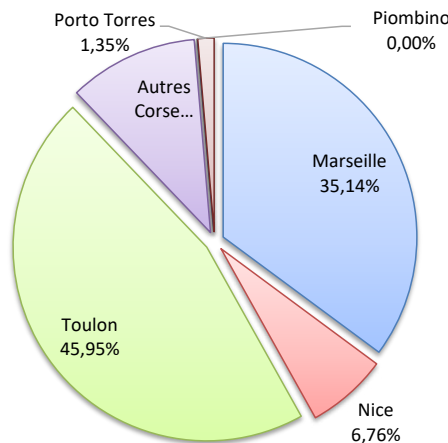
	Escalaes du 1er au 30 septembre		
	2020	2021	Variation
Régulier National	51	73	43,14%
Régulier Internat°	3	1	-66,67%
<b>TOTAL</b>	<b>54</b>	<b>74</b>	<b>37,04%</b>
Croisières	6	14	133,33%
Hydrocarbures	0	0	-
Ciment	3	2	-33,33%
<b>TOTAL</b>	<b>3</b>	<b>2</b>	<b>-33,33%</b>
<b>TOTAL</b>	<b>63</b>	<b>90</b>	<b>42,86%</b>

	Cumul Escalaes depuis le 1er Janvier		
	2020	2021	Variation
Régulier National	356	569	59,83%
Régulier Internat°	18	39	116,67%
<b>TOTAL</b>	<b>374</b>	<b>608</b>	<b>62,57%</b>
Croisières	16	34	112,50%
Hydrocarbures	0	0	-
Ciment	26	25	-3,85%
<b>TOTAL</b>	<b>26</b>	<b>25</b>	<b>-3,85%</b>
<b>TOTAL</b>	<b>416</b>	<b>667</b>	<b>60,34%</b>

**LIGNES**  
REGULIERS NAT° ET INTERNAT°

Lignes	Pax	Variation n-1
Marseille	26	-7,14%
Nice	5	-16,67%
Toulon	34	126,67%
Autres Corse	8	300,00%
Livourne	0	-100,00%
Savone	0	-
Piombino	0	-
Porto Torres	1	0,00%

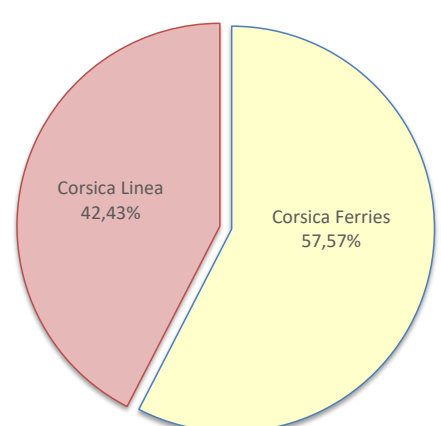
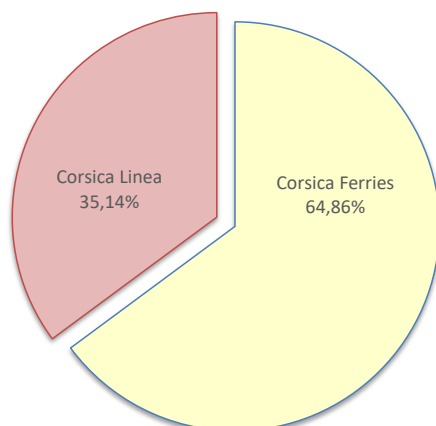
Lignes	Pax	Variation n-1
Marseille	233	36,26%
Nice	62	3,33%
Toulon	213	115,15%
Autres Corse	61	134,62%
Livourne	11	-15,38%
Savone	23	666,67%
Piombino	2	-
Porto Torres	3	50,00%



**COMPAGNIES**  
REGULIERS NAT° ET INTERNAT°

Compagnies	Pax	Variation n-1
Corsica Ferries	48	84,62%
Corsica Linea	26	-7,14%

Compagnies	Pax	Variation n-1
Corsica Ferries	350	90,22%
Corsica Linea	258	35,79%



# PORT DE COMMERCE DE PORTO-VECCHIO

septembre 2021

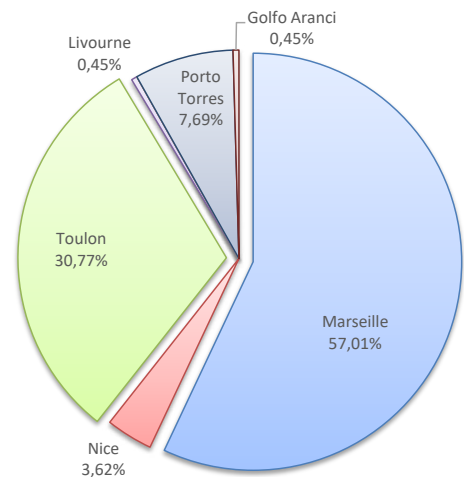
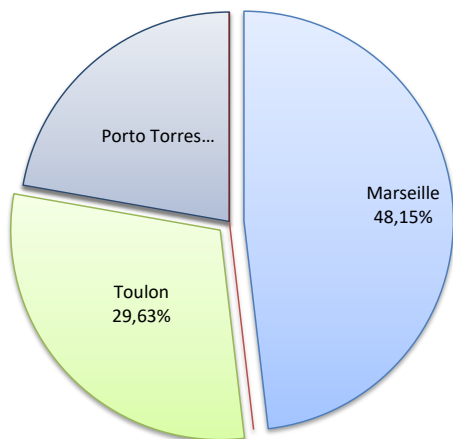
## ESCALES

	Escalaes du 1er au 30 septembre			Cumul Escalaes depuis le 1er Janvier		
	2020	2021	Variation	2020	2021	Variation
Régulier National	20	21	5,00%	148	202	36,49%
Régulier Internat°	4	6	50,00%	25	19	-24,00%
<b>TOTAL</b>	<b>24</b>	<b>27</b>	<b>12,50%</b>	<b>173</b>	<b>221</b>	<b>27,75%</b>
Croisières	3	10	233,33%	7	26	271,43%
Hydrocarbures	0	0	-	0	0	-
Ciment	6	2	-66,67%	41	47	14,63%
<b>TOTAL</b>	<b>6</b>	<b>2</b>	<b>-66,67%</b>	<b>41</b>	<b>47</b>	<b>14,63%</b>
<b>TOTAL</b>	<b>33</b>	<b>39</b>	<b>18,18%</b>	<b>221</b>	<b>294</b>	<b>33,03%</b>

### LIGNES REGULIERS NAT° ET INTERNAT°

Lignes	Pax	Variation n-1
Marseille	13	-7,14%
Nice	0	-
Toulon	8	33,33%
Livourne	0	-
Savone	0	-
Piombino	0	-
Porto Torres	6	50,00%
Golfo Aranci	0	-

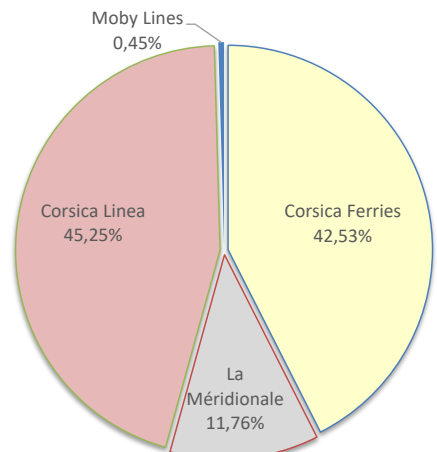
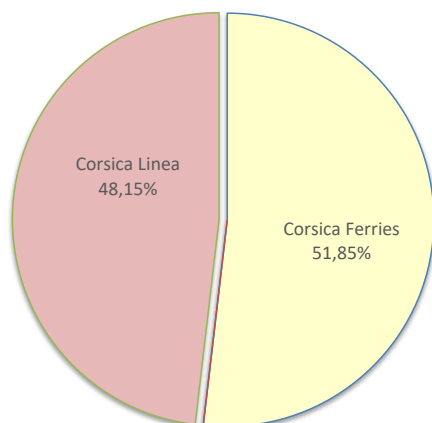
Lignes	Pax	Variation n-1
Marseille	126	28,57%
Nice	8	0,00%
Toulon	68	61,90%
Livourne	1	-
Savone	0	-100,00%
Piombino	0	-100,00%
Porto Torres	17	112,50%
Golfo Aranci	1	-92,86%



### COMPAGNIES REGULIERS NAT° ET INTERNAT°

Compagnies	Pax	Variation n-1
Corsica Ferries	14	40,00%
La Méridionale	0	-100,00%
Corsica Linea	13	-
Moby Lines	0	-

Compagnies	Pax	Variation n-1
Corsica Ferries	94	25,33%
La Méridionale	26	-72,04%
Corsica Linea	100	1900,00%
Moby Lines	1	-





# PORT DE COMMERCE DE PROPRIANO

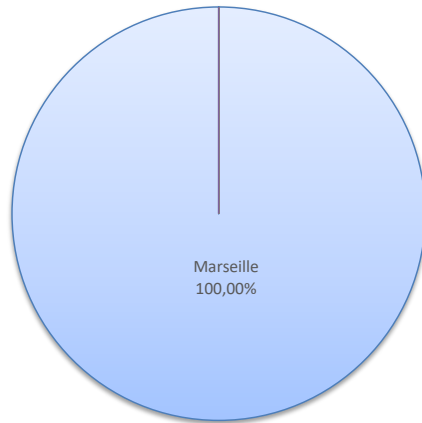
septembre 2021

## ESCALES

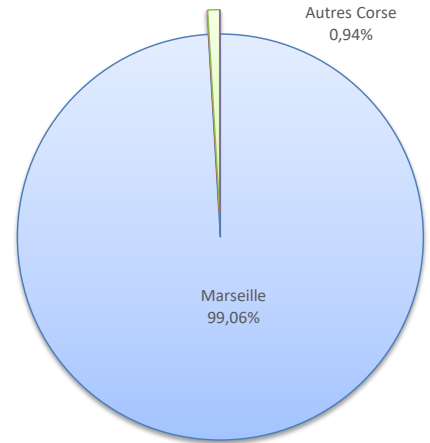
	Escalaes du 1er au 30 septembre			Cumul Escalaes depuis le 1er Janvier		
	2020	2021	Variation	2020	2021	Variation
Régulier National	13	13	0,00%	90	106	17,78%
Régulier Internat°	0	0	-	3	0	-100,00%
<b>TOTAL</b>	<b>13</b>	<b>13</b>	<b>0,00%</b>	<b>93</b>	<b>106</b>	<b>13,98%</b>
Croisières	0	0	-	0	1	-
Hydrocarbures (Bitume)	0	1	-	0	1	-
Ciment	0	1	-	6	4	-33,33%
<b>TOTAL</b>	<b>0</b>	<b>2</b>	<b>-</b>	<b>6</b>	<b>5</b>	<b>-16,67%</b>
<b>TOTAL</b>	<b>13</b>	<b>15</b>	<b>15,38%</b>	<b>99</b>	<b>112</b>	<b>13,13%</b>

### LIGNES REGULIERS NAT° ET INTERNAT°

Lignes	Pax	Variation n-1
Marseille	13	0,00%
Toulon	0	-
Autres Corse	0	-
Porto Torres	0	-

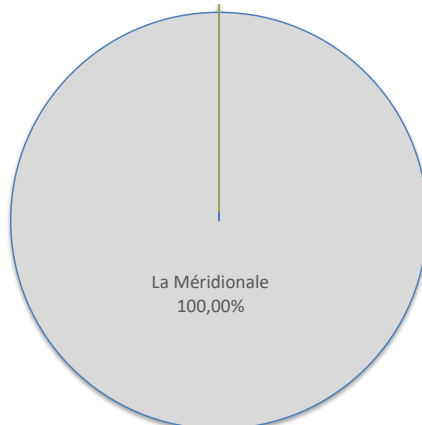


Lignes	Pax	Variation n-1
Marseille	105	19,32%
Toulon	0	-100,00%
Autres Corse	1	-
Porto Torres	0	-100,00%



### COMPAGNIES REGULIERS NAT° ET INTERNAT°

Compagnies	Pax	Variation n-1
La Méridionale	13	0,00%
Corsica Linea	0	-
Moby Lines	0	-
Ichnusa Lines	0	-



Compagnies	Pax	Variation n-1
La Méridionale	104	15,56%
Corsica Linea	1	-50,00%
Moby Lines	0	-100,00%
Ichnusa Lines	1	-

