

Ports de Commerce de Corse

Porti di Commerciù di Corsica

Mensuel

U Misincu

Rotations

Rutazione

juillet 2024

lugliu 2024

ROTATIONS

| TOTAL PORTS |
|------------------------|
| Régulier National |
| Régulier International |
| TOTAL |
| Croisières |
| Hydrocarbures |
| Ciment |
| TOTAL |
| TOTAL |

| Rotations du 1er au 31 juillet | | |
|--------------------------------|--------------|---------------|
| 2023 | 2024 | Variation |
| 572 | 595 | 4,02% |
| 784 | 751 | -4,21% |
| 1 356 | 1 346 | -0,74% |
| 119 | 92 | -22,69% |
| 28 | 30 | 7,14% |
| 28 | 39 | 39,29% |
| 56 | 69 | 23,21% |
| 1 531 | 1 507 | -1,57% |

| Cumul rotations depuis le 1er Janvier | | |
|---------------------------------------|--------------|---------------|
| 2023 | 2024 | Variation |
| 2 860 | 2 934 | 2,59% |
| 3 192 | 3 110 | -2,57% |
| 6 052 | 6 044 | -0,13% |
| 425 | 340 | -20,00% |
| 182 | 188 | 3,30% |
| 253 | 224 | -11,46% |
| 435 | 412 | -5,29% |
| 6 912 | 6 796 | -1,68% |

| AJACCIO |
|------------------------|
| Régulier National |
| Régulier International |
| TOTAL |
| Croisières |
| Hydrocarbures |
| Ciment |
| TOTAL |
| TOTAL |

| Rotations du 1er au 31 juillet | | |
|--------------------------------|------------|----------------|
| 2023 | 2024 | Variation |
| 201 | 198 | -1,49% |
| 1 | 33 | 3200,00% |
| 202 | 231 | 14,36% |
| 70 | 46 | -34,29% |
| 10 | 8 | -20,00% |
| 10 | 10 | 0,00% |
| 20 | 18 | -10,00% |
| 292 | 295 | 1,03% |

| Cumul rotations depuis le 1er Janvier | | |
|---------------------------------------|--------------|---------------|
| 2023 | 2024 | Variation |
| 997 | 1 007 | 1,00% |
| 56 | 143 | 155,36% |
| 1 053 | 1 150 | 9,21% |
| 226 | 168 | -25,66% |
| 62 | 58 | -6,45% |
| 70 | 64 | -8,57% |
| 132 | 122 | -7,58% |
| 1 411 | 1 440 | 2,06% |

| BASTIA |
|------------------------|
| Régulier National |
| Régulier International |
| TOTAL |
| Croisières |
| Hydrocarbures |
| Ciment |
| TOTAL |
| TOTAL |

| Rotations du 1er au 31 juillet | | |
|--------------------------------|------------|---------------|
| 2023 | 2024 | Variation |
| 185 | 182 | -1,62% |
| 363 | 397 | 9,37% |
| 548 | 579 | 5,66% |
| 18 | 12 | -33,33% |
| 18 | 22 | 22,22% |
| 6 | 11 | 83,33% |
| 24 | 33 | 37,50% |
| 590 | 624 | 5,76% |

| Cumul rotations depuis le 1er Janvier | | |
|---------------------------------------|--------------|--------------|
| 2023 | 2024 | Variation |
| 1 038 | 1 029 | -0,87% |
| 1 057 | 1 167 | 10,41% |
| 2 095 | 2 196 | 4,82% |
| 52 | 52 | 0,00% |
| 114 | 126 | 10,53% |
| 56 | 48 | -14,29% |
| 170 | 174 | 2,35% |
| 2 317 | 2 422 | 4,53% |

| BONIFACIO |
|------------------------|
| Régulier National |
| Régulier International |
| TOTAL |
| Croisières |
| Hydrocarbures |
| Ciment |
| TOTAL |
| TOTAL |

| Rotations du 1er au 31 juillet | | |
|--------------------------------|------------|----------------|
| 2023 | 2024 | Variation |
| 0 | 0 | - |
| 400 | 296 | -26,00% |
| 400 | 296 | -26,00% |
| 8 | 12 | 50,00% |
| 0 | 0 | - |
| 0 | 0 | - |
| 0 | 0 | - |
| 408 | 308 | -24,51% |

| Cumul rotations depuis le 1er Janvier | | |
|---------------------------------------|--------------|----------------|
| 2023 | 2024 | Variation |
| 0 | 0 | - |
| 2 026 | 1 724 | -14,91% |
| 2 026 | 1 724 | -14,91% |
| 58 | 52 | -10,34% |
| 0 | 0 | - |
| 0 | 0 | - |
| 0 | 0 | - |
| 2 084 | 1 776 | -14,78% |

| L'ILE-ROUSSE |
|------------------------|
| Régulier National |
| Régulier International |
| TOTAL |
| Croisières |
| Hydrocarbures |
| Ciment |
| TOTAL |
| TOTAL |

| Rotations du 1er au 31 juillet | | |
|--------------------------------|------------|---------------|
| 2023 | 2024 | Variation |
| 92 | 128 | 39,13% |
| 20 | 22 | 10,00% |
| 112 | 150 | 33,93% |
| 12 | 10 | -16,67% |
| 0 | 0 | - |
| 6 | 6 | 0,00% |
| 6 | 6 | 0,00% |
| 130 | 166 | 27,69% |

| Cumul rotations depuis le 1er Janvier | | |
|---------------------------------------|------------|----------------|
| 2023 | 2024 | Variation |
| 352 | 451 | 28,13% |
| 39 | 55 | 41,03% |
| 391 | 506 | 29,41% |
| 38 | 30 | -21,05% |
| 0 | 0 | - |
| 49 | 42 | -14,29% |
| 49 | 42 | -14,29% |
| 478 | 578 | 20,92% |

| PORTO-VECCHIO |
|------------------------|
| Régulier National |
| Régulier International |
| TOTAL |
| Croisières |
| Hydrocarbures |
| Ciment |
| TOTAL |
| TOTAL |

| Rotations du 1er au 31 juillet | | |
|--------------------------------|-----------|----------------|
| 2023 | 2024 | Variation |
| 50 | 45 | -10,00% |
| 0 | 3 | - |
| 50 | 48 | -4,00% |
| 9 | 6 | -33,33% |
| 0 | 0 | - |
| 6 | 12 | 100,00% |
| 6 | 12 | 100,00% |
| 65 | 66 | 1,54% |

| Cumul rotations depuis le 1er Janvier | | |
|---------------------------------------|------------|---------------|
| 2023 | 2024 | Variation |
| 267 | 245 | -8,24% |
| 14 | 21 | 50,00% |
| 281 | 266 | -5,34% |
| 39 | 24 | -38,46% |
| 0 | 0 | - |
| 76 | 70 | -7,89% |
| 76 | 70 | -7,89% |
| 396 | 360 | -9,09% |

| PROPRIANO |
|------------------------|
| Régulier National |
| Régulier International |
| TOTAL |
| Croisières |
| Hydrocarbures |
| Ciment |
| TOTAL |
| TOTAL |

| Rotations du 1er au 31 juillet | | |
|--------------------------------|-----------|---------------|
| 2023 | 2024 | Variation |
| 44 | 42 | -4,55% |
| 0 | 0 | - |
| 44 | 42 | -4,55% |
| 2 | 6 | 200,00% |
| 0 | 0 | - |
| 0 | 0 | - |
| 0 | 0 | - |
| 46 | 48 | 4,35% |

| Cumul rotations depuis le 1er Janvier | | |
|---------------------------------------|------------|----------------|
| 2023 | 2024 | Variation |
| 206 | 202 | -1,94% |
| 0 | 0 | - |
| 206 | 202 | -1,94% |
| 12 | 14 | 16,67% |
| 6 | 4 | -33,33% |
| 2 | 0 | -100,00% |
| 8 | 4 | -50,00% |
| 226 | 220 | -2,65% |

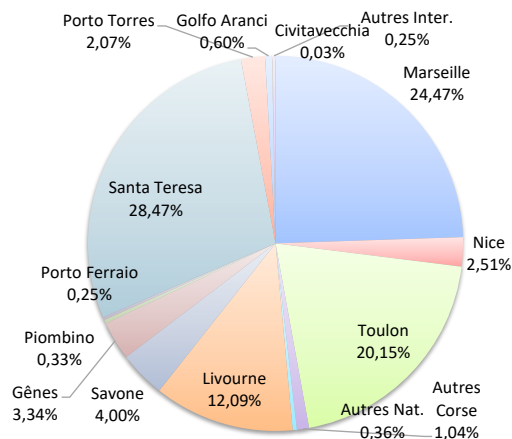
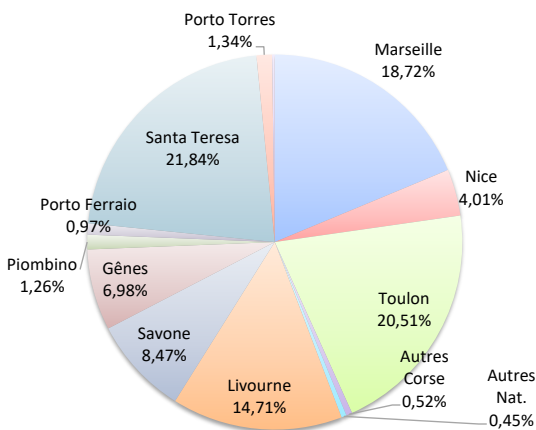
ROTATIONS

| | Rotations du 1er au 31 juillet | | | Cumul rotations depuis le 1er Janvier | | |
|--------------------|--------------------------------|--------------|---------------|---------------------------------------|--------------|---------------|
| | 2023 | 2024 | Variation | 2023 | 2024 | Variation |
| Régulier National | 572 | 595 | 4,02% | 2 860 | 2 934 | 2,59% |
| Régulier Internat° | 784 | 751 | -4,21% | 3 192 | 3 110 | -2,57% |
| TOTAL | 1 356 | 1 346 | -0,74% | 6 052 | 6 044 | -0,13% |
| Croisières | 119 | 92 | -22,69% | 425 | 340 | -20,00% |
| Hydrocarbures | 28 | 30 | 7,14% | 182 | 188 | 3,30% |
| Ciment | 28 | 39 | 39,29% | 253 | 224 | -11,46% |
| TOTAL | 56 | 69 | 23,21% | 435 | 412 | -5,29% |
| TOTAL | 1 531 | 1 507 | -1,57% | 6 912 | 6 796 | -1,68% |

LIGNES
REGULIERS NAT° ET INTERNAT°

| Lignes | Rotations | Variation n-1 |
|-----------------|-----------|---------------|
| Marseille | 252 | 0,00% |
| Nice | 54 | -26,03% |
| Toulon | 276 | 13,58% |
| Autres Corse | 7 | 75,00% |
| Autres Nat. | 6 | - |
| Livourne | 198 | 14,45% |
| Savone | 114 | -1,72% |
| Gênes | 94 | 14,63% |
| Piombino | 17 | 240,00% |
| Porto Ferraiolo | 13 | 62,50% |
| Santa Teresa | 294 | -26,50% |
| Porto Torres | 18 | -26,50% |
| Golfo Aranci | 0 | - |
| Naples | 0 | - |
| Civitavecchia | 0 | - |
| Autres Inter. | 3 | - |

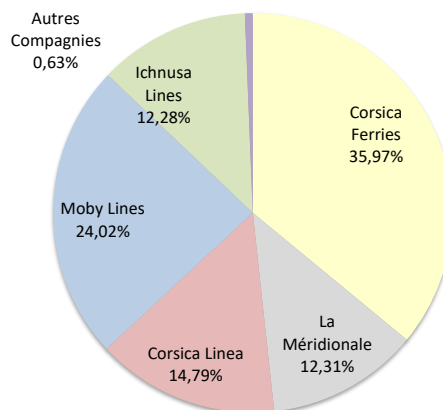
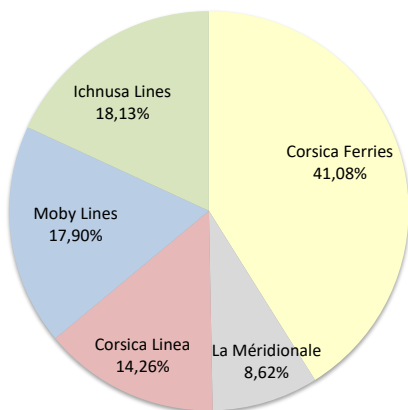
| Lignes | Rotations | Variation n-1 |
|-----------------|-----------|---------------|
| Marseille | 1 479 | 1,37% |
| Nice | 152 | -2,56% |
| Toulon | 1 218 | 4,19% |
| Autres Corse | 63 | -17,11% |
| Autres Nat. | 22 | - |
| Livourne | 731 | 16,77% |
| Savone | 242 | -14,18% |
| Gênes | 202 | 31,17% |
| Piombino | 20 | 233,33% |
| Porto Ferraiolo | 15 | 50,00% |
| Santa Teresa | 1 721 | -15,05% |
| Porto Torres | 125 | 95,31% |
| Golfo Aranci | 36 | 100,00% |
| Naples | 1 | - |
| Civitavecchia | 2 | 0,00% |
| Autres Inter. | 15 | 650,00% |



COMPAGNIES
REGULIERS NAT° et INTERNAT°

| Compagnies | Rotations | Variation n-1 |
|-------------------|-----------|---------------|
| Corsica Ferries | 553 | -1,25% |
| La Méridionale | 116 | 100,00% |
| Corsica Linea | 192 | -1,03% |
| Moby Lines | 241 | -35,22% |
| Ichnusa Lines | 244 | 41,86% |
| Autres Compagnies | 0 | - |

| Compagnies | Rotations | Variation n-1 |
|-------------------|-----------|---------------|
| Corsica Ferries | 2 174 | -2,86% |
| La Méridionale | 744 | 94,76% |
| Corsica Linea | 894 | -18,58% |
| Moby Lines | 1 452 | -12,64% |
| Ichnusa Lines | 742 | 10,75% |
| Autres Compagnies | 38 | - |



ROTATIONS PAR LIGNE

| MENSUEL | National | Ajaccio | Bastia | Bonifacio | L'Ile-Rousse | Porto-Vecchio | Propriano | Total |
|-----------------------------|-----------------------------|--------------|--------------|------------|--------------|---------------|--------------|--------------|
| | Marseille | 70 | 80 | 0 | 34 | 26 | 42 | 252 |
| | Nice | 9 | 24 | 0 | 18 | 3 | 0 | 54 |
| | Toulon | 119 | 75 | 0 | 66 | 16 | 0 | 276 |
| | Autres Corse | 0 | 3 | 0 | 4 | 0 | 0 | 7 |
| | Autres Nat. | 0 | 0 | 0 | 6 | 0 | 0 | 6 |
| | Total | 198 | 182 | 0 | 128 | 45 | 42 | 595 |
| | Variation Volume /(n-1) | -3 | -3 | 0 | 36 | -5 | -2 | 23 |
| | Variation % / (n-1) | -1,49% | -1,62% | - | 39,13% | -10,00% | -4,55% | 4,02% |
| | International | Ajaccio | Bastia | Bonifacio | L'Ile-Rousse | Porto-Vecchio | Propriano | Total |
| Livourne | 0 | 182 | 1 | 15 | 0 | 0 | 198 | |
| Savone | 0 | 108 | 0 | 6 | 0 | 0 | 114 | |
| Gênes | 16 | 78 | 0 | 0 | 0 | 0 | 94 | |
| Piombino | 0 | 16 | 1 | 0 | 0 | 0 | 17 | |
| Porto Ferraio | 0 | 13 | 0 | 0 | 0 | 0 | 13 | |
| Santa Teresa | 0 | 0 | 294 | 0 | 0 | 0 | 294 | |
| Porto Torres | 17 | 0 | 0 | 0 | 1 | 0 | 18 | |
| Autres Inter. | 0 | 0 | 0 | 1 | 2 | 0 | 3 | |
| Total | 33 | 397 | 296 | 22 | 3 | 0 | 751 | |
| Variation Volume /(n-1) | 32 | 34 | -104 | 2 | 3 | 0 | -33 | |
| Variation % / (n-1) | 3200,00% | 9,37% | -26,00% | 10,00% | - | - | -4,21% | |
| Total | 231 | 579 | 296 | 150 | 48 | 42 | 1 346 | |
| Variation Volume /(n-1) | 29 | 31 | -104 | 38 | -2 | -2 | -10 | |
| Variation % / (n-1) | 14,36% | 5,66% | -26,00% | 33,93% | -4,00% | -4,55% | -0,74% | |
| Cumul depuis le 1er janvier | National | Ajaccio | Bastia | Bonifacio | L'Ile-Rousse | Porto-Vecchio | Propriano | Total |
| | Marseille | 443 | 462 | 0 | 197 | 175 | 202 | 1 479 |
| | Nice | 18 | 96 | 0 | 34 | 4 | 0 | 152 |
| | Toulon | 541 | 431 | 0 | 185 | 61 | 0 | 1 218 |
| | Autres Corse | 3 | 31 | 0 | 29 | 0 | 0 | 63 |
| | Autres Nat. | 2 | 9 | 0 | 6 | 5 | 0 | 22 |
| | Total | 1 007 | 1 029 | 0 | 451 | 245 | 202 | 2 934 |
| | Variation Volume /(n-1) | 10 | -9 | 0 | 99 | -22 | -4 | 74 |
| | Variation % / (n-1) | 1,00% | -0,87% | - | 28,13% | -8,24% | -1,94% | 2,59% |
| | International | Ajaccio | Bastia | Bonifacio | L'Ile-Rousse | Porto-Vecchio | Propriano | Total |
| Livourne | 0 | 688 | 1 | 40 | 2 | 0 | 731 | |
| Savone | 0 | 229 | 0 | 13 | 0 | 0 | 242 | |
| Gênes | 26 | 175 | 1 | 0 | 0 | 0 | 202 | |
| Piombino | 0 | 19 | 1 | 0 | 0 | 0 | 20 | |
| Porto Ferraio | 0 | 15 | 0 | 0 | 0 | 0 | 15 | |
| Santa Teresa | 0 | 0 | 1 721 | 0 | 0 | 0 | 1 721 | |
| Porto Torres | 111 | 1 | 0 | 1 | 12 | 0 | 125 | |
| Golfo Aranci | 2 | 32 | 0 | 0 | 2 | 0 | 36 | |
| Palerme | 0 | 0 | 0 | 0 | 0 | 0 | 0 | |
| Naples | 0 | 1 | 0 | 0 | 0 | 0 | 1 | |
| Civitavecchia | 0 | 2 | 0 | 0 | 0 | 0 | 2 | |
| Autres Inter. | 4 | 5 | 0 | 1 | 5 | 0 | 15 | |
| Total | 143 | 1 167 | 1 724 | 55 | 21 | 0 | 3 110 | |
| Variation Volume /(n-1) | 87 | 110 | -302 | 16 | 7 | 0 | -82 | |
| Variation % / (n-1) | 155,36% | 10,41% | -14,91% | 41,03% | 50,00% | - | -2,57% | |
| Total | 1 150 | 2 196 | 1 724 | 506 | 266 | 202 | 6 044 | |
| Variation Volume /(n-1) | 97 | 101 | -302 | 115 | -15 | -4 | -8 | |
| Variation % / (n-1) | 9,21% | 4,82% | -14,91% | 29,41% | -5,34% | -1,94% | -0,13% | |
| Vrac | MENSUEL | Ajaccio | Bastia | Bonifacio | L'Ile-Rousse | Porto-Vecchio | Propriano | Total |
| | Hydrocarbures | 8 | 22 | 0 | 0 | 0 | 0 | 30 |
| | Ciment | 10 | 11 | 0 | 6 | 12 | 0 | 39 |
| | Total | 18 | 33 | 0 | 6 | 12 | 0 | 69 |
| | Variation Volume /(n-1) | -2 | 9 | 0 | 0 | 6 | 0 | 13 |
| | Variation % / (n-1) | -10,00% | 37,50% | - | 0,00% | 100,00% | - | 23,21% |
| | CUMUL | Ajaccio | Bastia | Bonifacio | L'Ile-Rousse | Porto-Vecchio | Propriano | Total |
| | Hydrocarbures | 58 | 126 | 0 | 0 | 0 | 4 | 188 |
| | Ciment | 64 | 48 | 0 | 42 | 70 | 0 | 224 |
| | Total | 122 | 174 | 0 | 42 | 70 | 4 | 412 |
| Variation Volume /(n-1) | -10 | 4 | 0 | -7 | -6 | -4 | -23 | |
| Variation % / (n-1) | -7,58% | 2,35% | - | -14,29% | -7,89% | -50,00% | -5,29% | |
| Croisiéristes | MENSUEL | Ajaccio | Bastia | Bonifacio | L'Ile-Rousse | Porto-Vecchio | Propriano | Total |
| | Croisières | 46 | 12 | 12 | 10 | 6 | 6 | 92 |
| | Total | 46 | 12 | 12 | 10 | 6 | 6 | 92 |
| | Variation Volume /(n-1) | -24 | -6 | 4 | -2 | -3 | 4 | -27 |
| | Variation % / (n-1) | -34,29% | -33,33% | 50,00% | -16,67% | -33,33% | 200,00% | -22,69% |
| | CUMUL depuis le 1er janvier | Ajaccio | Bastia | Bonifacio | L'Ile-Rousse | Porto-Vecchio | Propriano | Total |
| | Croisières | 168 | 52 | 52 | 30 | 24 | 14 | 340 |
| | Total | 168 | 52 | 52 | 30 | 24 | 14 | 340 |
| | Variation Volume /(n-1) | -58 | 0 | -6 | -8 | -15 | 2 | -85 |
| | Variation % / (n-1) | -25,66% | 0,00% | -10,34% | -21,05% | -38,46% | 16,67% | -20,00% |

PORTS DE COMMERCE DE CORSE

juillet 2024

ROTATIONS PAR COMPAGNIE

MENSUEL

| National | Ajaccio | Bastia | Bonifacio | L'Ile-Rousse | Porto-Vecchio | Propriano | Total | Variation/V | Variation/% |
|--------------------------------|-----------------|---------------|----------------|---------------|----------------|---------------|---------------|-------------|---------------|
| Corsica Ferries | 128 | 100 | 0 | 56 | 19 | 0 | 303 | -17 | -5,31% |
| La Méridionale | 34 | 2 | 0 | 38 | 26 | 0 | 100 | 42 | 72,41% |
| Corsica Linea | 36 | 80 | 0 | 34 | 0 | 42 | 192 | -2 | -1,03% |
| Total | 198 | 182 | 0 | 128 | 45 | 42 | 595 | 23 | 4,02% |
| <i>Variation Volume /(n-1)</i> | <i>-3</i> | <i>-3</i> | <i>0</i> | <i>36</i> | <i>-5</i> | <i>-2</i> | <i>23</i> | | |
| <i>Variation % / (n-1)</i> | <i>-1,49%</i> | <i>-1,62%</i> | <i>-</i> | <i>39,13%</i> | <i>-10,00%</i> | <i>-4,55%</i> | <i>4,02%</i> | | |
| International | Ajaccio | Bastia | Bonifacio | L'Ile-Rousse | Porto-Vecchio | Propriano | Total | Variation/V | Variation/% |
| Corsica Ferries | 0 | 241 | 0 | 6 | 1 | 0 | 248 | 8 | 3,33% |
| La Méridionale | 0 | 0 | 0 | 15 | 0 | 0 | 15 | 15 | - |
| Moby Lines | 33 | 156 | 52 | 0 | 0 | 0 | 241 | -131 | -35,22% |
| Ichnusa Lines | 0 | 0 | 244 | 0 | 0 | 0 | 244 | 72 | 41,86% |
| Total | 33 | 397 | 296 | 21 | 1 | 0 | 748 | -36 | -4,59% |
| <i>Variation Volume /(n-1)</i> | <i>32</i> | <i>34</i> | <i>-104</i> | <i>1</i> | <i>1</i> | <i>0</i> | <i>-36</i> | | |
| <i>Variation % / (n-1)</i> | <i>3200,00%</i> | <i>9,37%</i> | <i>-26,00%</i> | <i>5,00%</i> | <i>-</i> | <i>-</i> | <i>-4,59%</i> | | |
| Total | Ajaccio | Bastia | Bonifacio | L'Ile-Rousse | Porto-Vecchio | Propriano | Total | Variation/V | Variation/% |
| Corsica Ferries | 128 | 341 | 0 | 62 | 20 | 0 | 551 | -9 | -1,61% |
| La Méridionale | 34 | 2 | 0 | 53 | 26 | 0 | 115 | 57 | 98,28% |
| Corsica Linea | 36 | 80 | 0 | 34 | 0 | 42 | 192 | -2 | -1,03% |
| Moby Lines | 33 | 156 | 52 | 0 | 0 | 0 | 241 | -131 | -35,22% |
| Ichnusa Lines | 0 | 0 | 244 | 0 | 0 | 0 | 244 | 72 | 41,86% |
| Total | 231 | 579 | 296 | 149 | 46 | 42 | 1 343 | -13 | -0,96% |
| <i>Variation Volume /(n-1)</i> | <i>29</i> | <i>31</i> | <i>-104</i> | <i>37</i> | <i>-4</i> | <i>-2</i> | <i>-13</i> | | |
| <i>Variation % / (n-1)</i> | <i>14,36%</i> | <i>5,66%</i> | <i>-26,00%</i> | <i>33,04%</i> | <i>-8,00%</i> | <i>-4,55%</i> | <i>-0,96%</i> | | |

Cumul depuis le 1er janvier

| National | Ajaccio | Bastia | Bonifacio | L'Ile-Rousse | Porto-Vecchio | Propriano | Total | Variation/V | Variation/% |
|--------------------------------|----------------|---------------|----------------|---------------|---------------|---------------|---------------|-------------|---------------|
| Corsica Ferries | 552 | 547 | 0 | 139 | 64 | 0 | 1 302 | -87 | -6,26% |
| La Méridionale | 218 | 4 | 0 | 112 | 174 | 202 | 710 | 330 | 86,84% |
| Corsica Linea | 226 | 466 | 0 | 200 | 0 | 0 | 892 | -199 | -18,24% |
| Moby Lines | 1 | 0 | 0 | 0 | 0 | 0 | 1 | 1 | - |
| Autres Compagnies | 10 | 12 | 0 | 0 | 7 | 0 | 29 | 29 | - |
| Total | 1 007 | 1 029 | 0 | 451 | 245 | 202 | 2 934 | 74 | 2,59% |
| <i>Variation Volume /(n-1)</i> | <i>10</i> | <i>-9</i> | <i>0</i> | <i>99</i> | <i>-22</i> | <i>-4</i> | <i>74</i> | | |
| <i>Variation % / (n-1)</i> | <i>1,00%</i> | <i>-0,87%</i> | <i>-</i> | <i>28,13%</i> | <i>-8,24%</i> | <i>-1,94%</i> | <i>2,59%</i> | | |
| International | Ajaccio | Bastia | Bonifacio | L'Ile-Rousse | Porto-Vecchio | Propriano | Total | Variation/V | Variation/% |
| Corsica Ferries | 84 | 749 | 0 | 21 | 18 | 0 | 872 | 23 | 2,71% |
| La Méridionale | 0 | 0 | 0 | 34 | 0 | 0 | 34 | 32 | 1600,00% |
| Corsica Linea | 2 | 0 | 0 | 0 | 0 | 0 | 2 | -5 | -71,43% |
| Moby Lines | 55 | 414 | 982 | 0 | 0 | 0 | 1 451 | -211 | -12,70% |
| Ichnusa Lines | 0 | 0 | 742 | 0 | 0 | 0 | 742 | 72 | 10,75% |
| Autres Compagnies | 2 | 4 | 0 | 0 | 3 | 0 | 9 | 7 | 350,00% |
| Total | 143 | 1 167 | 1 724 | 55 | 21 | 0 | 3 110 | -82 | -2,57% |
| <i>Variation Volume /(n-1)</i> | <i>87</i> | <i>110</i> | <i>-302</i> | <i>16</i> | <i>7</i> | <i>0</i> | <i>-82</i> | | |
| <i>Variation % / (n-1)</i> | <i>155,36%</i> | <i>10,41%</i> | <i>-14,91%</i> | <i>41,03%</i> | <i>50,00%</i> | <i>-</i> | <i>-2,57%</i> | | |
| Total | Ajaccio | Bastia | Bonifacio | L'Ile-Rousse | Porto-Vecchio | Propriano | Total | Variation/V | Variation/% |
| Corsica Ferries | 636 | 1 296 | 0 | 160 | 82 | 0 | 2 174 | -64 | -2,86% |
| La Méridionale | 218 | 4 | 0 | 146 | 174 | 202 | 744 | 362 | 94,76% |
| Corsica Linea | 228 | 466 | 0 | 200 | 0 | 0 | 894 | -204 | -18,58% |
| Moby Lines | 56 | 414 | 982 | 0 | 0 | 0 | 1 452 | -210 | -12,64% |
| Ichnusa Lines | 0 | 0 | 742 | 0 | 0 | 0 | 742 | 72 | 10,75% |
| Autres Compagnies | 12 | 16 | 0 | 0 | 10 | 0 | 38 | 36 | 1800,00% |
| Total | 1 150 | 2 196 | 1 724 | 506 | 266 | 202 | 6 044 | -8 | -0,13% |
| <i>Variation Volume /(n-1)</i> | <i>97</i> | <i>101</i> | <i>-302</i> | <i>115</i> | <i>-15</i> | <i>-4</i> | <i>-8</i> | | |
| <i>Variation % / (n-1)</i> | <i>9,21%</i> | <i>4,82%</i> | <i>-14,91%</i> | <i>29,41%</i> | <i>-5,34%</i> | <i>-1,94%</i> | <i>-0,13%</i> | | |