

**Ports de Commerce de Corse**  
**Porti di Commerciù di Corsica**

**Mensuel**  
*U Misincu*

**Marchandises**  
*Marcanzzii*

mars 2026  
marzu 2026

# PORTS DE COMMERCE DE CORSE

mars 2026

## MARCHANDISES GLOBAL

| TOTAL PORTS                    | Marchandises du 1er au 31 mars |                |                | Cumul Marchandises depuis le 1er Janvier |                |                |
|--------------------------------|--------------------------------|----------------|----------------|--|----------------|----------------|
|                                | 2025                           | 2026           | Variation      | 2025                                     | 2026           | Variation      |
| Régulier National              | 228 637                        | 237 059        | 3,68%          | 611 173                                  | 640 428        | 4,79%          |
| Régulier International         | 44 002                         | 51 866         | 17,87%         | 113 919                                  | 126 445        | 11,00%         |
| <b>TOTAL</b>                   | <b>272 639</b>                 | <b>288 925</b> | <b>5,97%</b>   | <b>725 092</b>                           | <b>766 873</b> | <b>5,76%</b>   |
| Hydrocarbures                  | 29 639                         | 21 001         | -29,14%        | 104 554                                  | 96 425         | -7,77%         |
| Ciment                         | 10 436                         | 8 981          | -13,94%        | 26 250                                   | 24 102         | -8,18%         |
| <b>TOTAL</b>                   | <b>40 075</b>                  | <b>29 982</b>  | <b>-25,19%</b> | <b>130 804</b>                           | <b>120 527</b> | <b>-7,86%</b>  |
| <b>TOTAL</b>                   | <b>312 714</b>                 | <b>318 907</b> | <b>1,98%</b>   | <b>855 896</b>                           | <b>887 400</b> | <b>3,68%</b>   |
| <b>AJACCIO</b>                 |                                |                |                |  |                |                |
| Marchandises du 1er au 31 mars |                                |                |                |  |                |                |
| 2025                           | 2026                           | Variation      | 2025           | 2026                                     | Variation      |                |
| Régulier National              | 67 489                         | 73 855         | 9,43%          | 183 972                                  | 201 783        | 9,68%          |
| Régulier International         | 1 016                          | 573            | -43,60%        | 3 133                                    | 1 785          | -43,03%        |
| <b>TOTAL</b>                   | <b>68 505</b>                  | <b>74 428</b>  | <b>8,65%</b>   | <b>187 105</b>                           | <b>203 568</b> | <b>8,80%</b>   |
| Hydrocarbures                  | 10 239                         | 5 201          | -49,20%        | 35 628                                   | 31 779         | -10,80%        |
| <b>TOTAL</b>                   | <b>82 537</b>                  | <b>83 291</b>  | <b>0,91%</b>   | <b>231 764</b>                           | <b>244 036</b> | <b>5,30%</b>   |
| <b>BASTIA</b>                  |                                |                |                |  |                |                |
| Marchandises du 1er au 31 mars |                                |                |                |  |                |                |
| 2025                           | 2026                           | Variation      | 2025           | 2026                                     | Variation      |                |
| Régulier National              | 119 345                        | 122 466        | 2,62%          | 324 005                                  | 328 240        | 1,31%          |
| Régulier International         | 38 977                         | 43 577         | 11,80%         | 102 678                                  | 106 451        | 3,67%          |
| <b>TOTAL</b>                   | <b>158 322</b>                 | <b>166 043</b> | <b>4,88%</b>   | <b>426 683</b>                           | <b>434 691</b> | <b>1,88%</b>   |
| Hydrocarbures                  | 19 400                         | 15 800         | -18,56%        | 67 665                                   | 63 113         | -6,73%         |
| Ciment                         | 2 252                          | 2 236          | -0,71%         | 6 497                                    | 6 147          | -5,39%         |
| <b>TOTAL</b>                   | <b>21 652</b>                  | <b>18 036</b>  | <b>-16,70%</b> | <b>74 162</b>                            | <b>69 260</b>  | <b>-6,61%</b>  |
| <b>TOTAL</b>                   | <b>179 974</b>                 | <b>184 079</b> | <b>2,28%</b>   | <b>500 845</b>                           | <b>503 951</b> | <b>0,62%</b>   |
| <b>BONIFACIO</b>               |                                |                |                |  |                |                |
| Marchandises du 1er au 31 mars |                                |                |                |  |                |                |
| 2025                           | 2026                           | Variation      | 2025           | 2026                                     | Variation      |                |
| Régulier National              | 0                              | 0              | -              | 0  | 0              | -              |
| Régulier International         | 3 492                          | 7 716          | 120,96%        | 3 492                                    | 15 850         | 353,89%        |
| <b>TOTAL</b>                   | <b>3 492</b>                   | <b>7 716</b>   | <b>120,96%</b> | <b>3 492</b>                             | <b>15 850</b>  | <b>353,89%</b> |
| Hydrocarbures                  | 0                              | 0              | -              | 0  | 0              | -              |
| Ciment                         | 0                              | 0              | -              | 0  | 0              | -              |
| <b>TOTAL</b>                   | <b>0</b>                       | <b>0</b>       | <b>-</b>       | <b>0</b>                                 | <b>0</b>       | <b>-</b>       |
| <b>TOTAL</b>                   | <b>3 492</b>                   | <b>7 716</b>   | <b>120,96%</b> | <b>3 492</b>                             | <b>15 850</b>  | <b>353,89%</b> |
| <b>L'ILE-ROUSSE</b>            |                                |                |                |  |                |                |
| Marchandises du 1er au 31 mars |                                |                |                |  |                |                |
| 2025                           | 2026                           | Variation      | 2025           | 2026                                     | Variation      |                |
| Régulier National              | 12 763                         | 13 577         | 6,38%          | 34 224                                   | 41 150         | 20,24%         |
| Régulier International         | 0                              | 0              | -              | 1 250                                    | 2 359          | 88,72%         |
| <b>TOTAL</b>                   | <b>12 763</b>                  | <b>13 577</b>  | <b>6,38%</b>   | <b>35 474</b>                            | <b>43 509</b>  | <b>22,65%</b>  |
| Hydrocarbures                  | 0                              | 0              | -              | 0  | 0              | -              |
| Ciment                         | 1 878                          | 1 231          | -34,45%        | 5 173                                    | 4 300          | -16,88%        |
| <b>TOTAL</b>                   | <b>1 878</b>                   | <b>1 231</b>   | <b>-34,45%</b> | <b>5 173</b>                             | <b>4 300</b>   | <b>-16,88%</b> |
| <b>TOTAL</b>                   | <b>14 641</b>                  | <b>14 808</b>  | <b>1,14%</b>   | <b>40 647</b>                            | <b>47 809</b>  | <b>17,62%</b>  |
| <b>PORTO-VECCHIO</b>           |                                |                |                |  |                |                |
| Marchandises du 1er au 31 mars |                                |                |                |  |                |                |
| 2025                           | 2026                           | Variation      | 2025           | 2026                                     | Variation      |                |
| Régulier National              | 22 372                         | 21 182         | -5,32%         | 51 131                                   | 50 295         | -1,64%         |
| Régulier International         | 517                            | 0              | -100,00%       | 3 366                                    | 0              | -100,00%       |
| <b>TOTAL</b>                   | <b>22 889</b>                  | <b>21 182</b>  | <b>-7,46%</b>  | <b>54 497</b>                            | <b>50 295</b>  | <b>-7,71%</b>  |
| Hydrocarbures                  | 0                              | 0              | -              | 0  | 0              | -              |
| Ciment                         | 2 513                          | 1 852          | -26,30%        | 5 549                                    | 4 966          | -10,51%        |
| <b>TOTAL</b>                   | <b>2 513</b>                   | <b>1 852</b>   | <b>-26,30%</b> | <b>5 549</b>                             | <b>4 966</b>   | <b>-10,51%</b> |
| <b>TOTAL</b>                   | <b>25 402</b>                  | <b>23 034</b>  | <b>-9,32%</b>  | <b>60 046</b>                            | <b>55 261</b>  | <b>-7,97%</b>  |
| <b>PROPRIANO</b>               |                                |                |                |  |                |                |
| Marchandises du 1er au 31 mars |                                |                |                |  |                |                |
| 2025                           | 2026                           | Variation      | 2025           | 2026                                     | Variation      |                |
| Régulier National              | 6 668                          | 5 979          | -10,33%        | 17 841                                   | 18 960         | 6,27%          |
| Régulier International         | 0                              | 0              | -              | 0  | 0              | -              |
| <b>TOTAL</b>                   | <b>6 668</b>                   | <b>5 979</b>   | <b>-10,33%</b> | <b>17 841</b>                            | <b>18 960</b>  | <b>6,27%</b>   |
| Hydrocarbures                  | 0                              | 0              | -              | 1 261                                    | 1 533          | 21,57%         |
| Ciment                         | 0                              | 0              | -              | 0  | 0              | -              |
| <b>TOTAL</b>                   | <b>0</b>                       | <b>0</b>       | <b>-</b>       | <b>1 261</b>                             | <b>1 533</b>   | <b>21,57%</b>  |
| <b>TOTAL</b>                   | <b>6 668</b>                   | <b>5 979</b>   | <b>-10,33%</b> | <b>19 102</b>                            | <b>20 493</b>  | <b>7,28%</b>   |

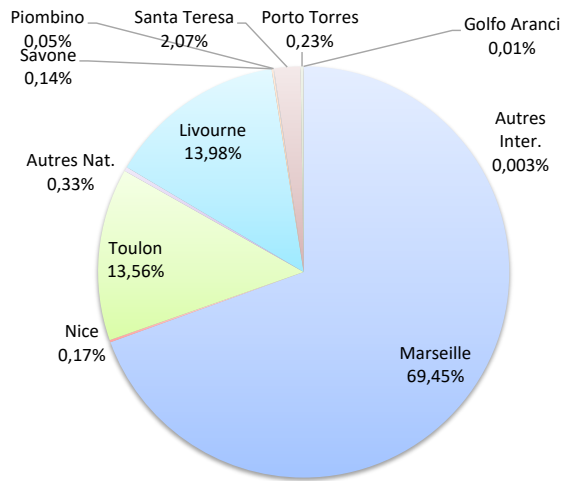
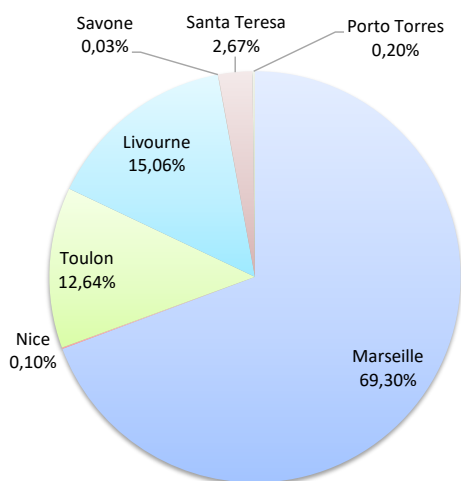
MARCHANDISES

|                    | Marchandises du 1er au 31 mars |                |                | Cumul Marchandises depuis le 1er Janvier |                |               |
|--------------------|--------------------------------|----------------|----------------|--|----------------|---------------|
|                    | 2025                           | 2026           | Variation      | 2025                                     | 2026           | Variation     |
| Régulier National  | 228 637                        | 237 059        | 3,68%          | 611 173                                  | 640 428        | 4,79%         |
| Régulier Internat° | 44 002                         | 51 866         | 17,87%         | 113 919                                  | 126 445        | 11,00%        |
| <b>TOTAL</b>       | <b>272 639</b>                 | <b>288 925</b> | <b>5,97%</b>   | <b>725 092</b>                           | <b>766 873</b> | <b>5,76%</b>  |
| Croisières         | 0                              | 0              | -              | 0  | 0              | -             |
| Hydrocarbures      | 29 639                         | 21 001         | -29,14%        | 104 554                                  | 96 425         | -7,77%        |
| Ciment             | 10 436                         | 8 981          | -13,94%        | 26 250                                   | 24 102         | -8,18%        |
| <b>TOTAL</b>       | <b>40 075</b>                  | <b>29 982</b>  | <b>-25,19%</b> | <b>130 804</b>                           | <b>120 527</b> | <b>-7,86%</b> |
| <b>TOTAL</b>       | <b>312 714</b>                 | <b>318 907</b> | <b>1,98%</b>   | <b>855 896</b>                           | <b>887 400</b> | <b>3,68%</b>  |

**LIGNES**  
REGULIERS NAT° ET INTERNAT°

| Lignes        | Marchandises | Variation n-1 |
|---------------|--------------|---------------|
| Marseille     | 200 239      | 3,96%         |
| Nice          | 292          | -2,99%        |
| Toulon        | 36 528       | 2,25%         |
| Autres Nat.   | 0            | -             |
| Livourne      | 43 502       | 11,73%        |
| Savone        | 75           | 74,42%        |
| Piombino      | 0            | -             |
| Santa Teresa  | 7 716        | 120,96%       |
| Porto Torres  | 573          | 120,96%       |
| Golfo Aranci  | 0            | -100,00%      |
| Autres Inter. | 0            | -             |

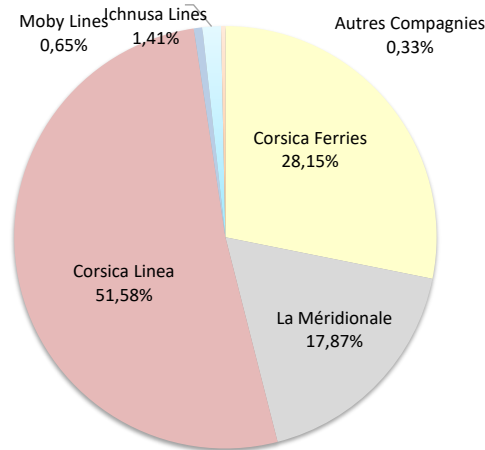
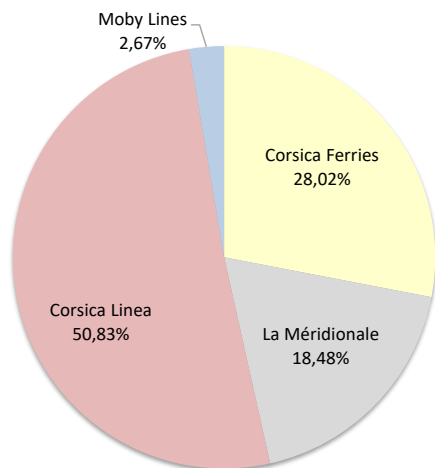
| Lignes        | Marchandises | Variation n-1 |
|---------------|--------------|---------------|
| Marseille     | 532 604      | 5,24%         |
| Nice          | 1 322        | 146,64%       |
| Toulon        | 103 971      | -0,54%        |
| Autres Nat.   | 2 531        | -             |
| Livourne      | 107 230      | 3,69%         |
| Savone        | 1 104        | 115,20%       |
| Piombino      | 396          | -             |
| Santa Teresa  | 15 850       | 353,89%       |
| Porto Torres  | 1 785        | -43,03%       |
| Golfo Aranci  | 58           | -98,28%       |
| Autres Inter. | 22           | -             |



**COMPAGNIES**  
REGULIERS NAT° et INTERNAT°

| Compagnies        | Marchandises | Variation n-1 |
|-------------------|--------------|---------------|
| Corsica Ferries   | 80 970       | 6,51%         |
| La Méridionale    | 53 386       | 10,86%        |
| Corsica Linea     | 146 853      | 1,66%         |
| Moby Lines        | 7 716        | 92,47%        |
| Ichnusa Lines     | 0            | -             |
| Autres Compagnies | 0            | -             |

| Compagnies        | Marchandises | Variation n-1 |
|-------------------|--------------|---------------|
| Corsica Ferries   | 215 888      | 1,77%         |
| La Méridionale    | 137 044      | 11,49%        |
| Corsica Linea     | 395 560      | 3,23%         |
| Moby Lines        | 5 010        | -26,95%       |
| Ichnusa Lines     | 10 840       | -             |
| Autres Compagnies | 2 531        | -             |



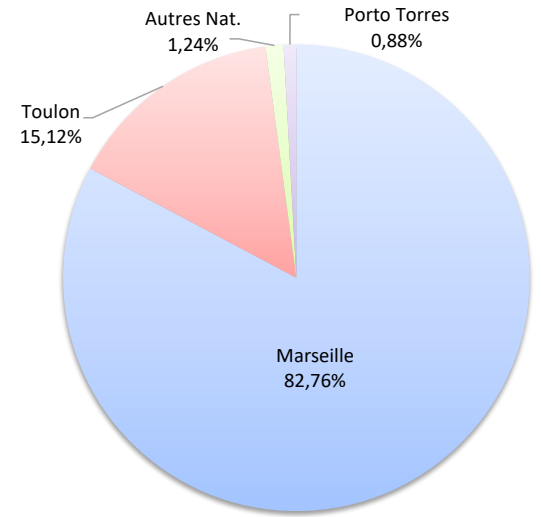
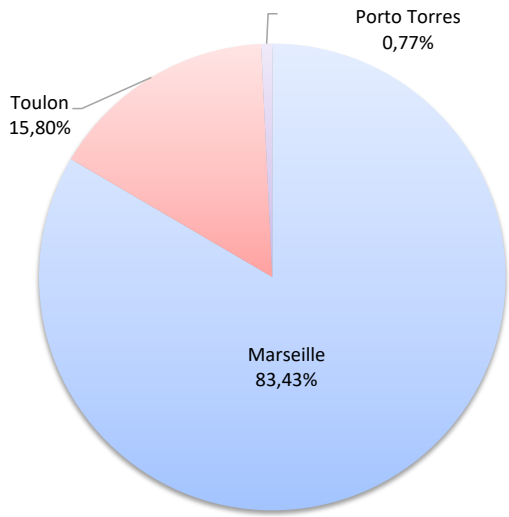
MARCHANDISES

|                    | Marchandises du 1er au 31 mars |               |                | Cumul Marchandises depuis le 1er Janvier |                |               |
|--------------------|--------------------------------|---------------|----------------|--|----------------|---------------|
|                    | 2025                           | 2026          | Variation      | 2025                                     | 2026           | Variation     |
| Régulier National  | 67 489                         | 73 855        | 9,43%          | 183 972                                  | 201 783        | 9,68%         |
| Régulier Internat° | 1 016                          | 573           | -43,60%        | 3 133                                    | 1 785          | -43,03%       |
| <b>TOTAL</b>       | <b>68 505</b>                  | <b>74 428</b> | <b>8,65%</b>   | <b>187 105</b>                           | <b>203 568</b> | <b>8,80%</b>  |
| Croisières         | 0                              | 0             | -              | 0  | 0              | -             |
| Hydrocarbures      | 10 239                         | 5 201         | -49,20%        | 35 628                                   | 31 779         | -10,80%       |
| Ciment             | 3 793                          | 3 662         | -3,45%         | 9 031                                    | 8 689          | -3,79%        |
| <b>TOTAL</b>       | <b>14 032</b>                  | <b>8 863</b>  | <b>-36,84%</b> | <b>44 659</b>                            | <b>40 468</b>  | <b>-9,38%</b> |
| <b>TOTAL</b>       | <b>82 537</b>                  | <b>83 291</b> | <b>0,91%</b>   | <b>231 764</b>                           | <b>244 036</b> | <b>5,30%</b>  |

**LIGNES**  
REGULIERS NAT° ET INTERNAT°

| Lignes       | Marchandises | Variation n-1 |
|--------------|--------------|---------------|
| Marseille    | 62 093       | 8,89%         |
| Toulon       | 11 762       | 12,40%        |
| Autres Nat.  | 0            | -             |
| Porto Torres | 573          | -43,60%       |

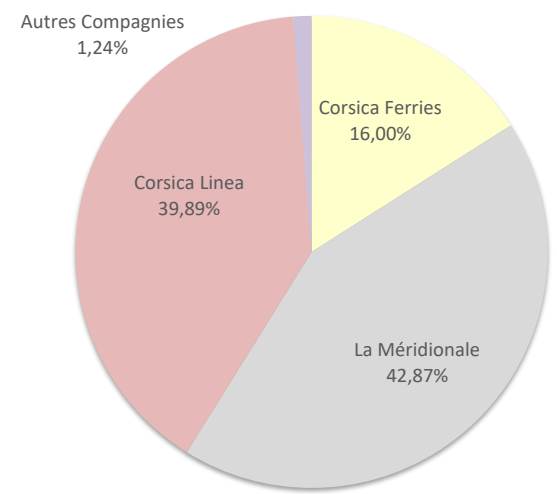
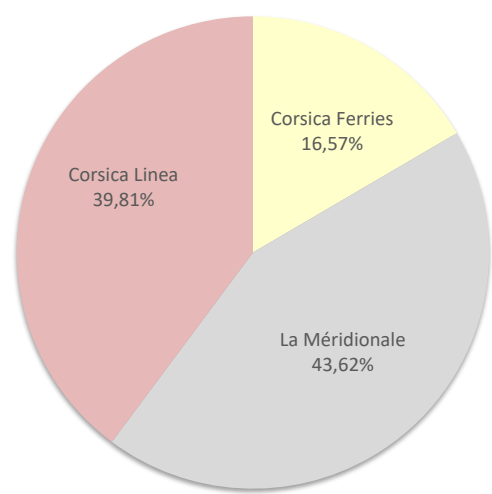
| Lignes       | Marchandises | Variation n-1 |
|--------------|--------------|---------------|
| Marseille    | 168 468      | 10,21%        |
| Toulon       | 30 784       | -1,03%        |
| Autres Nat.  | 2 531        | -             |
| Porto Torres | 1 785        | -43,03%       |



**COMPAGNIES**  
REGULIERS NAT° ET INTERNAT°

| Compagnies        | Marchandises | Variation n-1 |
|-------------------|--------------|---------------|
| Corsica Ferries   | 12 335       | 7,45%         |
| La Méridionale    | 32 462       | 23,31%        |
| Corsica Linea     | 29 631       | -3,48%        |
| Autres Compagnies | 0            | -             |

| Compagnies        | Marchandises | Variation n-1 |
|-------------------|--------------|---------------|
| Corsica Ferries   | 32 569       | -4,87%        |
| La Méridionale    | 87 271       | 20,40%        |
| Corsica Linea     | 81 197       | 1,01%         |
| Autres Compagnies | 2 531        | -             |



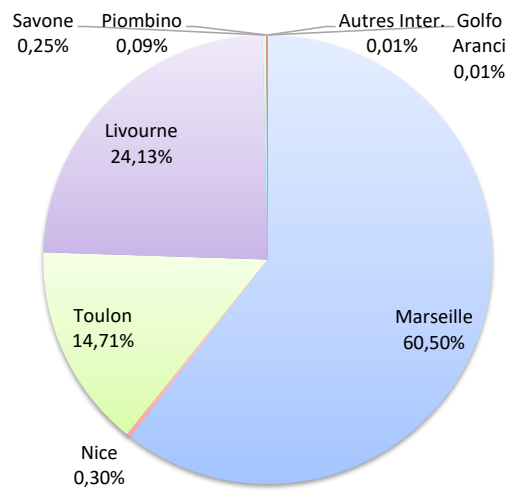
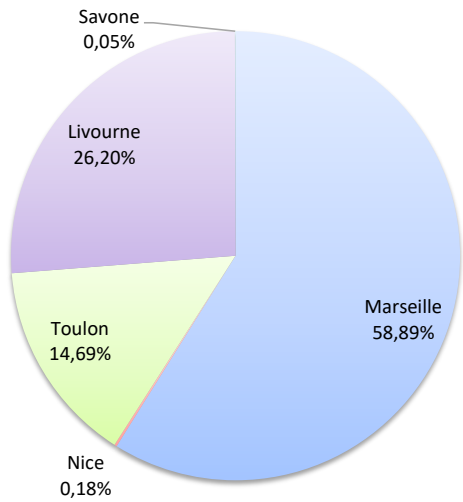
MARCHANDISES

|                    | Marchandises du 1er au 31 mars |                |                | Cumul Marchandises depuis le 1er Janvier |                |               |
|--------------------|--------------------------------|----------------|----------------|--|----------------|---------------|
|                    | 2025                           | 2026           | Variation      | 2025                                     | 2026           | Variation     |
| Régulier National  | 119 345                        | 122 466        | 2,62%          | 324 005                                  | 328 240        | 1,31%         |
| Régulier Internat° | 38 977                         | 43 577         | 11,80%         | 102 678                                  | 106 451        | 3,67%         |
| <b>TOTAL</b>       | <b>158 322</b>                 | <b>166 043</b> | <b>4,88%</b>   | <b>426 683</b>                           | <b>434 691</b> | <b>1,88%</b>  |
| Croisières         | 0                              | 0              | -              | 0  | 0              | -             |
| Hydrocarbures      | 19 400                         | 15 800         | -18,56%        | 67 665                                   | 63 113         | -6,73%        |
| Ciment             | 2 252                          | 2 236          | -0,71%         | 6 497                                    | 6 147          | -5,39%        |
| <b>TOTAL</b>       | <b>21 652</b>                  | <b>18 036</b>  | <b>-16,70%</b> | <b>74 162</b>                            | <b>69 260</b>  | <b>-6,61%</b> |
| <b>TOTAL</b>       | <b>179 974</b>                 | <b>184 079</b> | <b>2,28%</b>   | <b>500 845</b>                           | <b>503 951</b> | <b>0,62%</b>  |

LIGNES  
REGULIERS NAT° ET INTERNAT°

| Lignes        | Marchandises | Variation n-1 |
|---------------|--------------|---------------|
| Marseille     | 97 778       | 3,66%         |
| Nice          | 292          | -2,99%        |
| Toulon        | 24 396       | -1,31%        |
| Livourne      | 43 502       | 11,73%        |
| Savone        | 75           | 74,42%        |
| Piombino      | 0            | -             |
| Golfo Aranci  | 0            | -             |
| Autres Inter. | 0            | -             |

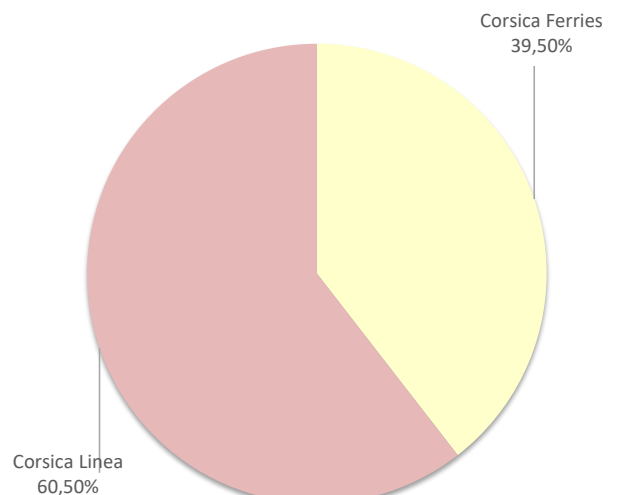
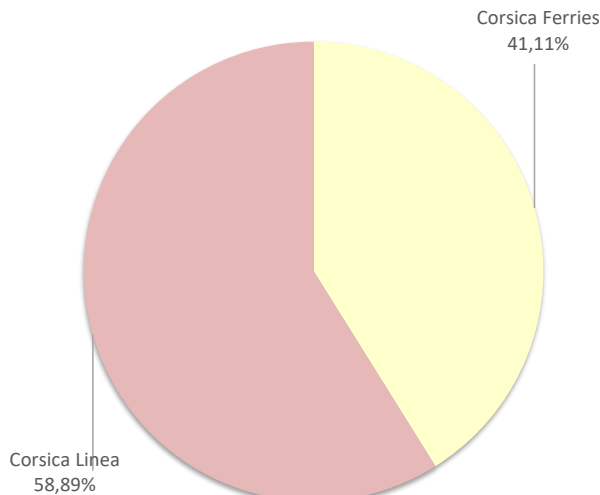
| Lignes        | Marchandises | Variation n-1 |
|---------------|--------------|---------------|
| Marseille     | 262 987      | 4,30%         |
| Nice          | 1 322        | 146,64%       |
| Toulon        | 63 931       | -10,36%       |
| Livourne      | 104 871      | 2,65%         |
| Savone        | 1 104        | 115,20%       |
| Piombino      | 396          | -             |
| Golfo Aranci  | 58           | -             |
| Autres Inter. | 22           | -             |



COMPAGNIES  
REGULIERS NAT° ET INTERNAT°

| Compagnies      | Marchandises | Variation n-1 |
|-----------------|--------------|---------------|
| Corsica Ferries | 68 265       | 6,67%         |
| Corsica Linea   | 97 778       | 3,66%         |

| Compagnies      | Marchandises | Variation n-1 |
|-----------------|--------------|---------------|
| Corsica Ferries | 171 704      | -1,62%        |
| Corsica Linea   | 262 987      | 4,30%         |



# PORT DE COMMERCE DE BONIFACIO

mars 2026

## MARCHANDISES

|                    | Marchandises du 1er au 31 mars |              |                | Cumul Marchandises depuis le 1er Janvier |               |                |
|--------------------|--------------------------------|--------------|----------------|--|---------------|----------------|
|                    | 2025                           | 2026         | Variation      | 2025                                     | 2026          | Variation      |
| Régulier National  | 0                              | 0            | -              | 0  | 0             | -              |
| Régulier Internat° | 3 492                          | 7 716        | 120,96%        | 3 492                                    | 15 850        | 353,89%        |
| <b>TOTAL</b>       | <b>3 492</b>                   | <b>7 716</b> | <b>120,96%</b> | <b>3 492</b>                             | <b>15 850</b> | <b>353,89%</b> |
| Croisières         | 0                              | 0            | -              | 0  | 0             | -              |
| Hydrocarbures      | 0                              | 0            | -              | 0  | 0             | -              |
| Ciment             | 0                              | 0            | -              | 0  | 0             | -              |
| <b>TOTAL</b>       | <b>0</b>                       | <b>0</b>     | <b>-</b>       | <b>0</b>                                 | <b>0</b>      | <b>-</b>       |
| <b>TOTAL</b>       | <b>3 492</b>                   | <b>7 716</b> | <b>120,96%</b> | <b>3 492</b>                             | <b>15 850</b> | <b>353,89%</b> |

**LIGNES**  
REGULIERS NAT° ET INTERNAT°

| Lignes       | Marchandises | Variation n-1 |
|--------------|--------------|---------------|
| Santa Teresa | 7 716        | 120,96%       |

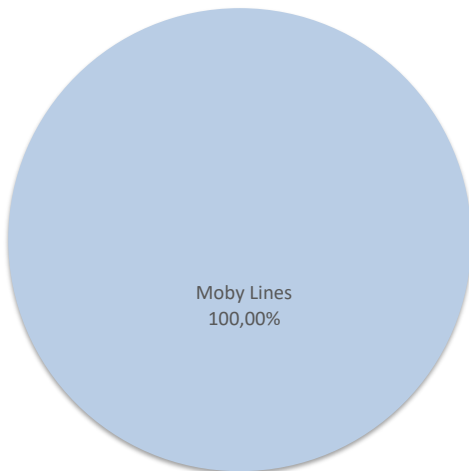


| Lignes       | Marchandises | Variation n-1 |
|--------------|--------------|---------------|
| Santa Teresa | 15 850       | 353,89%       |

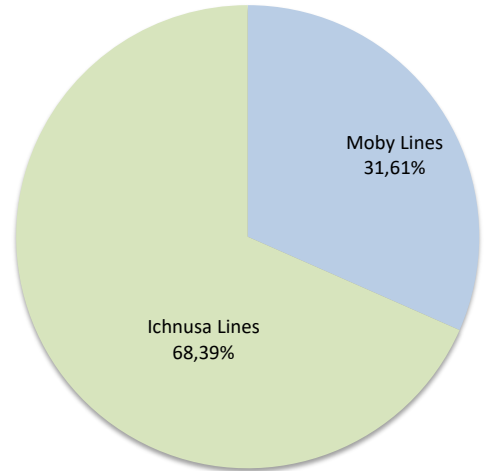


**COMPAGNIES**  
REGULIERS NAT° ET INTERNAT°

| Compagnies    | Marchandises | Variation n-1 |
|---------------|--------------|---------------|
| Moby Lines    | 7 716        | 120,96%       |
| Ichnusa Lines | 0            | -             |



| Compagnies    | Marchandises | Variation n-1 |
|---------------|--------------|---------------|
| Moby Lines    | 5 010        | 43,47%        |
| Ichnusa Lines | 10 840       | -             |



MARCHANDISES

|                    |
|--------------------|
| Régulier National  |
| Régulier Internat° |
| <b>TOTAL</b>       |
| <b>dont MD</b>     |
| Croisières         |

| Marchandises du 1er au 31 mars |               |                |
|--------------------------------|---------------|----------------|
| 2025                           | 2026          | Variation      |
| 12 763                         | 13 577        | 6,38%          |
| 0                              | 0             | -              |
| <b>12 763</b>                  | <b>13 577</b> | <b>6,38%</b>   |
| <b>308</b>                     | <b>909</b>    | <b>195,13%</b> |
| 0                              | 0             | -              |

| Cumul Marchandises depuis le 1er Janvier |               |               |
|--|---------------|---------------|
| 2025                                     | 2026          | Variation     |
| 34 224                                   | 41 150        | 20,24%        |
| 1 250                                    | 2 359         | 88,72%        |
| <b>35 474</b>                            | <b>43 509</b> | <b>22,65%</b> |
| <b>1331</b>                              | <b>2445</b>   | <b>83,70%</b> |
| 0  | 0             | -             |

|               |
|---------------|
| Hydrocarbures |
| Ciment        |
| <b>TOTAL</b>  |

|              |              |                |
|--------------|--------------|----------------|
| 0            | 0            | -              |
| 1 878        | 1 231        | -34,45%        |
| <b>1 878</b> | <b>1 231</b> | <b>-34,45%</b> |

|              |              |                |
|--------------|--------------|----------------|
| 0            | 0            | -              |
| 5 173        | 4 300        | -16,88%        |
| <b>5 173</b> | <b>4 300</b> | <b>-16,88%</b> |

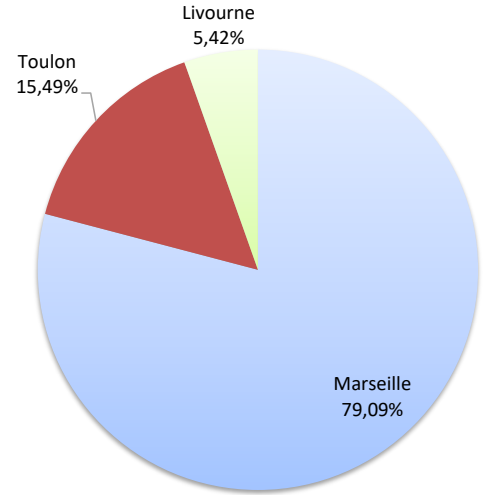
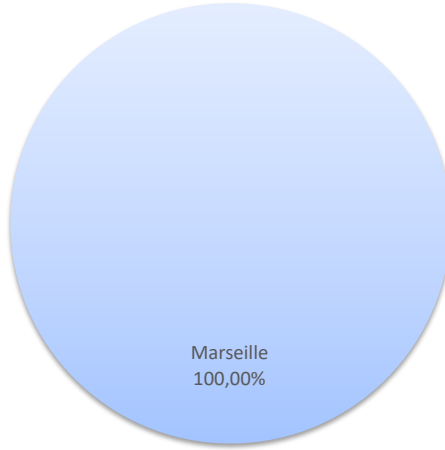
|              |               |               |              |
|--------------|---------------|---------------|--------------|
| <b>TOTAL</b> | <b>14 641</b> | <b>14 808</b> | <b>1,14%</b> |
|--------------|---------------|---------------|--------------|

|               |               |               |
|---------------|---------------|---------------|
| <b>40 647</b> | <b>47 809</b> | <b>17,62%</b> |
|---------------|---------------|---------------|

**LIGNES**  
REGULIERS NAT° ET INTERNAT°

| Lignes    | Marchandises | Variation n-1 |
|-----------|--------------|---------------|
| Marseille | 13 577       | 6,38%         |
| Toulon    | 0            | -             |
| Livourne  | 0            | -             |

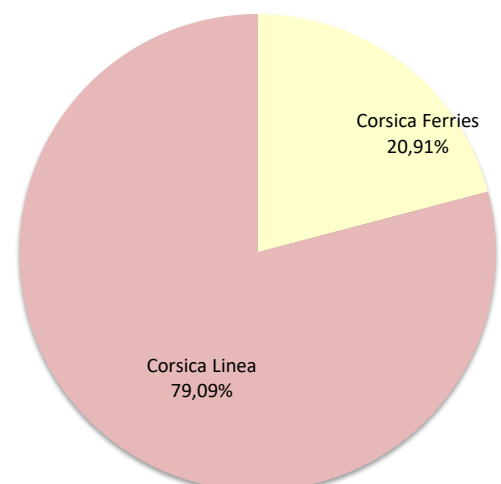
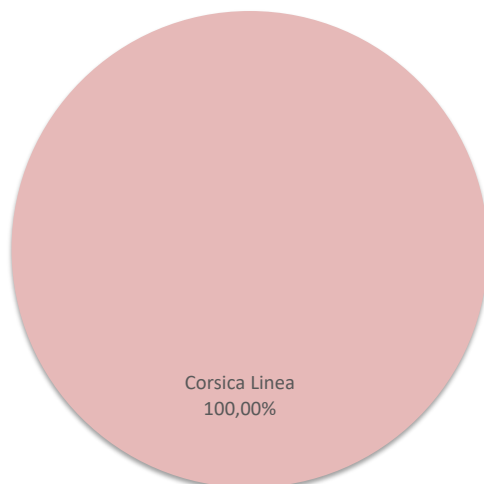
| Lignes    | Marchandises | Variation n-1 |
|-----------|--------------|---------------|
| Marseille | 34 412       | 4,87%         |
| Toulon    | 6 738        | 377,53%       |
| Livourne  | 2 359        | 88,72%        |



**COMPAGNIES**  
REGULIERS NAT° ET INTERNAT°

| Compagnies      | Marchandises | Variation n-1 |
|-----------------|--------------|---------------|
| Corsica Ferries | 0            | -             |
| Corsica Linea   | 13 577       | 6,38%         |

| Compagnies      | Marchandises | Variation n-1 |
|-----------------|--------------|---------------|
| Corsica Ferries | 9 097        | 241,86%       |
| Corsica Linea   | 34 412       | 4,87%         |



# PORT DE COMMERCE DE PORTO-VECCHIO

mars 2026

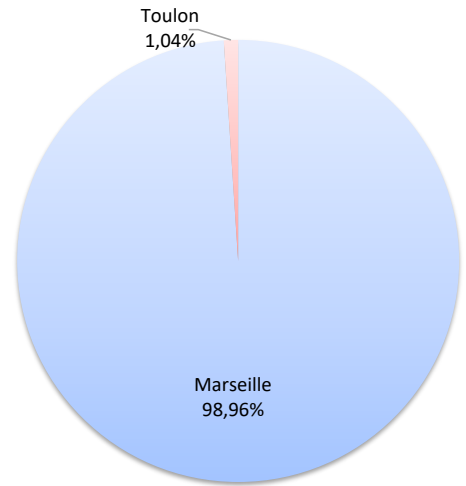
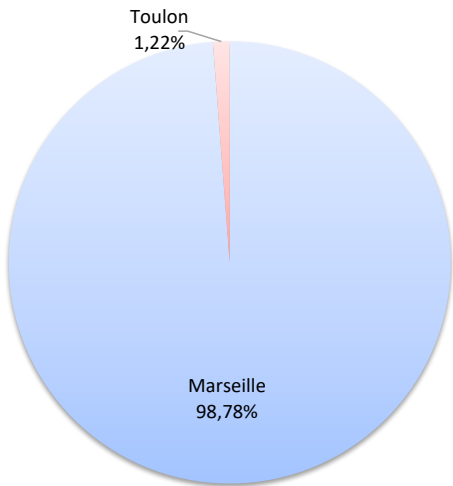
## MARCHANDISES

|                    | Marchandises du 1er au 31 mars |               |                | Cumul Marchandises depuis le 1er Janvier |               |                |
|--------------------|--------------------------------|---------------|----------------|--|---------------|----------------|
|                    | 2025                           | 2026          | Variation      | 2025                                     | 2026          | Variation      |
| Régulier National  | 22 372                         | 21 182        | -5,32%         | 51 131                                   | 50 295        | -1,64%         |
| Régulier Internat° | 517                            | 0             | -100,00%       | 3 366                                    | 0             | -100,00%       |
| <b>TOTAL</b>       | <b>22 889</b>                  | <b>21 182</b> | <b>-7,46%</b>  | <b>54 497</b>                            | <b>50 295</b> | <b>-7,71%</b>  |
| Croisières         | 0                              | 0             | -              | 0  | 0             | -              |
| Hydrocarbures      | 0                              | 0             | -              | 0  | 0             | -              |
| Ciment             | 2 513                          | 1 852         | -26,30%        | 5 549                                    | 4 966         | -10,51%        |
| <b>TOTAL</b>       | <b>2 513</b>                   | <b>1 852</b>  | <b>-26,30%</b> | <b>5 549</b>                             | <b>4 966</b>  | <b>-10,51%</b> |
| <b>TOTAL</b>       | <b>25 402</b>                  | <b>23 034</b> | <b>-9,32%</b>  | <b>60 046</b>                            | <b>55 261</b> | <b>-7,97%</b>  |

**LIGNES**  
REGULIERS NAT° ET INTERNAT°

| Lignes       | Marchandises | Variation n-1 |
|--------------|--------------|---------------|
| Marseille    | 20 924       | -4,15%        |
| Toulon       | 258          | -52,31%       |
| Golfo Aranci | 0            | -100,00%      |

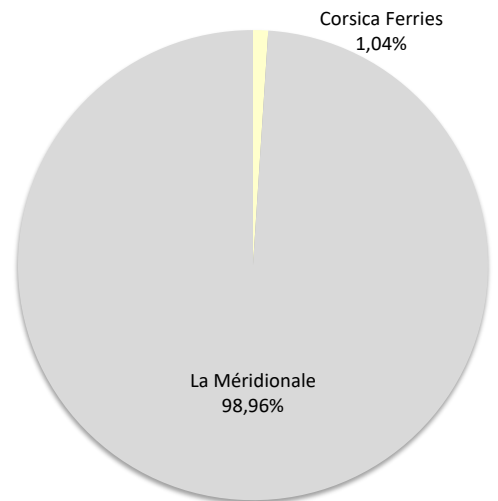
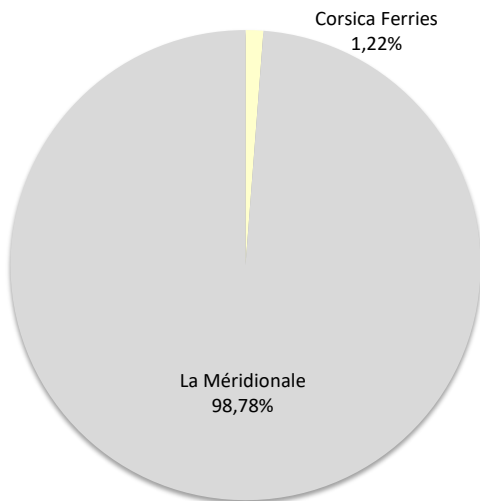
| Lignes       | Marchandises | Variation n-1 |
|--------------|--------------|---------------|
| Marseille    | 49 773       | -1,31%        |
| Toulon       | 522          | -25,32%       |
| Golfo Aranci | 0            | -100,00%      |



**COMPAGNIES**  
REGULIERS NAT° ET INTERNAT°

| Compagnies      | Marchandises | Variation n-1 |
|-----------------|--------------|---------------|
| Corsica Ferries | 258          | -52,31%       |
| La Méridionale  | 20 924       | -4,15%        |
| Moby Lines      | 0            | -100,00%      |

| Compagnies      | Marchandises | Variation n-1 |
|-----------------|--------------|---------------|
| Corsica Ferries | 522          | -25,32%       |
| La Méridionale  | 49 773       | -1,31%        |
| Moby Lines      | 0            | -100,00%      |



MARCHANDISES

| Marchandises du 1er au 31 mars |              |                |
|--------------------------------|--------------|----------------|
| 2025                           | 2026         | Variation      |
| 6 668                          | 5 979        | -10,33%        |
| 0                              | 0            | -              |
| <b>6 668</b>                   | <b>5 979</b> | <b>-10,33%</b> |

| Cumul Marchandises depuis le 1er Janvier |               |              |
|--|---------------|--------------|
| 2025                                     | 2026          | Variation    |
| 17 841                                   | 18 960        | 6,27%        |
| 0  | 0             | -            |
| <b>17 841</b>                            | <b>18 960</b> | <b>6,27%</b> |

|                    |
|--------------------|
| Régulier National  |
| Régulier Internat° |
| <b>TOTAL</b>       |

|            |
|------------|
| Croisières |
|------------|

|                        |
|------------------------|
| Hydrocarbures (Bitume) |
| Ciment                 |
| <b>TOTAL</b>           |

|              |
|--------------|
| <b>TOTAL</b> |
|--------------|

|          |          |          |
|----------|----------|----------|
| 0        | 0        | -        |
| 0        | 0        | -        |
| <b>0</b> | <b>0</b> | <b>-</b> |

|              |              |               |
|--------------|--------------|---------------|
| 1 261        | 1 533        | 21,57%        |
| 0            | 0            | -             |
| <b>1 261</b> | <b>1 533</b> | <b>21,57%</b> |

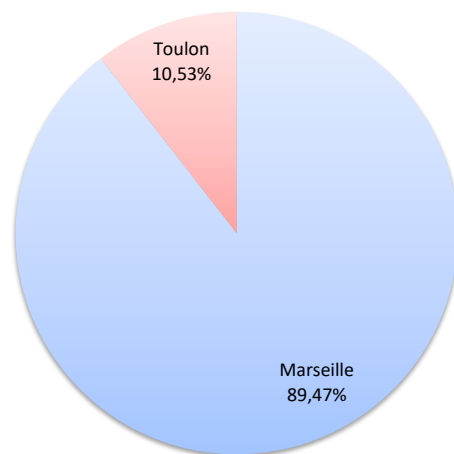
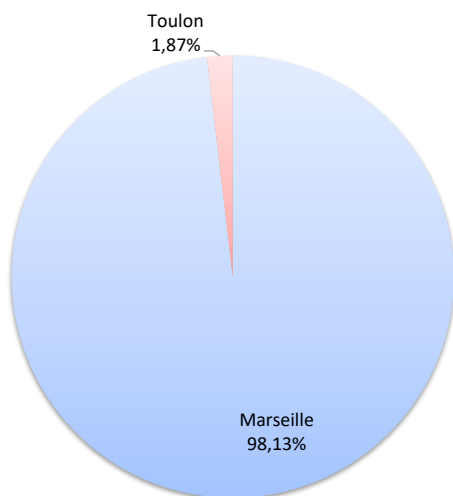
|              |              |                |
|--------------|--------------|----------------|
| <b>6 668</b> | <b>5 979</b> | <b>-10,33%</b> |
|--------------|--------------|----------------|

|               |               |              |
|---------------|---------------|--------------|
| <b>19 102</b> | <b>20 493</b> | <b>7,28%</b> |
|---------------|---------------|--------------|

| Lignes    | Marchandises | Variation n-1 |
|-----------|--------------|---------------|
| Marseille | 5 867        | -12,01%       |
| Toulon    | 112          | -             |

| Lignes    | Marchandises | Variation n-1 |
|-----------|--------------|---------------|
| Marseille | 16 964       | -4,92%        |
| Toulon    | 1 996        | -             |

LIGNES  
REGULIERS NAT° ET INTERNAT°



COMPAGNIES  
REGULIERS NAT° ET INTERNAT°

| Compagnies      | Marchandises | Variation n-1 |
|-----------------|--------------|---------------|
| Corsica Ferries | 112          | -             |
| Corsica Linea   | 5 867        | -12,01%       |

| Compagnies      | Marchandises | Variation n-1 |
|-----------------|--------------|---------------|
| Corsica Ferries | 1 996        | -             |
| Corsica Linea   | 16 964       | -4,92%        |

