

**Ports de Commerce de Corse**  
**Porti di Commerciù di Corsica**

**Mensuel**  
*U Misincu*

**Marchandises**  
*Marcanzzii*

mai 2026  
maghju 2026

# PORTS DE COMMERCE DE CORSE

mai 2026

## TRAFIC MARCHANDISES GLOBAL

TOTAL PORTS
Régulier National
Régulier International
<b>TOTAL</b>
Hydrocarbures
Ciment
<b>TOTAL</b>
<b>TOTAL</b>

Marchandises du 1er au 31 mai		
2025	2026	Variation
226 474	227 099	0,28%
42 622	45 678	7,17%
<b>269 096</b>	<b>272 777</b>	<b>1,37%</b>
36 773	34 204	-6,99%
7 837	9 358	19,41%
<b>44 610</b>	<b>43 562</b>	<b>-2,35%</b>
<b>313 706</b>	<b>316 339</b>	<b>0,84%</b>

Cumul Marchandises depuis le 1er Janvier		
2025	2026	Variation
1 064 240	1 105 558	3,88%
201 015	219 040	8,97%
<b>1 265 255</b>	<b>1 324 598</b>	<b>4,69%</b>
178 218	166 959	-6,32%
44 755	42 960	-4,01%
<b>222 973</b>	<b>209 919</b>	<b>-5,85%</b>
<b>1 488 228</b>	<b>1 534 517</b>	<b>3,11%</b>

AJACCIO
Régulier National
Régulier International
<b>TOTAL</b>
Hydrocarbures
Ciment
<b>TOTAL</b>
<b>TOTAL</b>

Marchandises du 1er au 31 mai		
2025	2026	Variation
66 677	71 807	7,69%
1 048	1 428	36,26%
<b>67 725</b>	<b>73 235</b>	<b>8,14%</b>
10 003	4 584	-54,17%
2 300	3 933	71,00%
<b>12 303</b>	<b>8 517</b>	<b>-30,77%</b>
<b>80 028</b>	<b>81 752</b>	<b>2,15%</b>

Cumul Marchandises depuis le 1er Janvier		
2025	2026	Variation
320 024	346 673	8,33%
4 870	4 005	-17,76%
<b>324 894</b>	<b>350 678</b>	<b>7,94%</b>
61 972	52 691	-14,98%
14 803	15 805	6,77%
<b>76 775</b>	<b>68 496</b>	<b>-10,78%</b>
<b>401 669</b>	<b>419 174</b>	<b>4,36%</b>

BASTIA
Régulier National
Régulier International
<b>TOTAL</b>
Hydrocarbures
Ciment
<b>TOTAL</b>
<b>TOTAL</b>

Marchandises du 1er au 31 mai		
2025	2026	Variation
117 240	112 651	-3,91%
35 817	34 754	-2,97%
<b>153 057</b>	<b>147 405</b>	<b>-3,69%</b>
26 770	29 620	10,65%
1 950	1 792	-8,10%
<b>28 720</b>	<b>31 412</b>	<b>9,37%</b>
<b>181 777</b>	<b>178 817</b>	<b>-1,63%</b>

Cumul Marchandises depuis le 1er Janvier		
2025	2026	Variation
557 869	559 370	0,27%
177 461	179 496	1,15%
<b>735 330</b>	<b>738 866</b>	<b>0,48%</b>
114 985	110 633	-3,78%
11 842	10 638	-10,17%
<b>126 827</b>	<b>121 271</b>	<b>-4,38%</b>
<b>862 157</b>	<b>860 137</b>	<b>-0,23%</b>

BONIFACIO
Régulier National
Régulier International
<b>TOTAL</b>
Hydrocarbures
Ciment
<b>TOTAL</b>
<b>TOTAL</b>

Marchandises du 1er au 31 mai		
2025	2026	Variation
0	0	-
5 168	6 991	35,27%
<b>5 168</b>	<b>6 991</b>	<b>35,27%</b>
0	0	-
0	0	-
<b>0</b>	<b>0</b>	<b>-</b>
<b>5 168</b>	<b>6 991</b>	<b>35,27%</b>

Cumul Marchandises depuis le 1er Janvier		
2025	2026	Variation
0	0	-
13 464	30 372	125,58%
<b>13 464</b>	<b>30 372</b>	<b>125,58%</b>
0	0	-
0	0	-
<b>0</b>	<b>0</b>	<b>-</b>
<b>13 464</b>	<b>30 372</b>	<b>125,58%</b>

L'ILE-ROUSSE
Régulier National
Régulier International
<b>TOTAL</b>
Hydrocarbures
Ciment
<b>TOTAL</b>
<b>TOTAL</b>

Marchandises du 1er au 31 mai		
2025	2026	Variation
13 240	14 372	8,55%
511	331	-35,23%
<b>13 751</b>	<b>14 703</b>	<b>6,92%</b>
0	0	-
1 590	1 729	8,74%
<b>1 590</b>	<b>1 729</b>	<b>8,74%</b>
<b>15 341</b>	<b>16 432</b>	<b>7,11%</b>

Cumul Marchandises depuis le 1er Janvier		
2025	2026	Variation
59 826	71 424	19,39%
1 760	2 975	69,03%
<b>61 586</b>	<b>74 399</b>	<b>20,81%</b>
0	0	-
8 563	7 799	-8,92%
<b>8 563</b>	<b>7 799</b>	<b>-8,92%</b>
<b>70 149</b>	<b>82 198</b>	<b>17,18%</b>

PORTO-VECCHIO
Régulier National
Régulier International
<b>TOTAL</b>
Hydrocarbures
Ciment
<b>TOTAL</b>
<b>TOTAL</b>

Marchandises du 1er au 31 mai		
2025	2026	Variation
21 957	21 058	-4,09%
78	2 089	2578,21%
<b>22 035</b>	<b>23 147</b>	<b>5,05%</b>
0	0	-
1 997	1 904	-4,66%
<b>1 997</b>	<b>1 904</b>	<b>-4,66%</b>
<b>24 032</b>	<b>25 051</b>	<b>4,24%</b>

Cumul Marchandises depuis le 1er Janvier		
2025	2026	Variation
95 083	92 161	-3,07%
3 460	2 089	-39,62%
<b>98 543</b>	<b>94 250</b>	<b>-4,36%</b>
0	0	-
9 547	8 718	-8,68%
<b>9 547</b>	<b>8 718</b>	<b>-8,68%</b>
<b>108 090</b>	<b>102 968</b>	<b>-4,74%</b>

PROPRIANO
Régulier National
Régulier International
<b>TOTAL</b>
Hydrocarbures
Ciment
<b>TOTAL</b>
<b>TOTAL</b>

Marchandises du 1er au 31 mai		
2025	2026	Variation
7 360	7 211	-2,02%
0	85	-
<b>7 360</b>	<b>7 296</b>	<b>-0,87%</b>
0	0	-
0	0	-
<b>0</b>	<b>0</b>	<b>-</b>
<b>7 360</b>	<b>7 296</b>	<b>-0,87%</b>

Cumul Marchandises depuis le 1er Janvier		
2025	2026	Variation
31 438	35 930	14,29%
0	103	-
<b>31 438</b>	<b>36 033</b>	<b>14,62%</b>
1 261	3 635	188,26%
0	0	-
<b>1 261</b>	<b>3 635</b>	<b>188,26%</b>
<b>32 699</b>	<b>39 668</b>	<b>21,31%</b>

TRAFIC MARCHANDISES

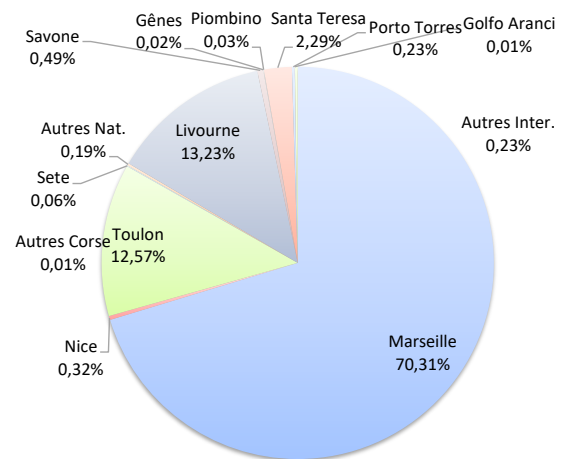
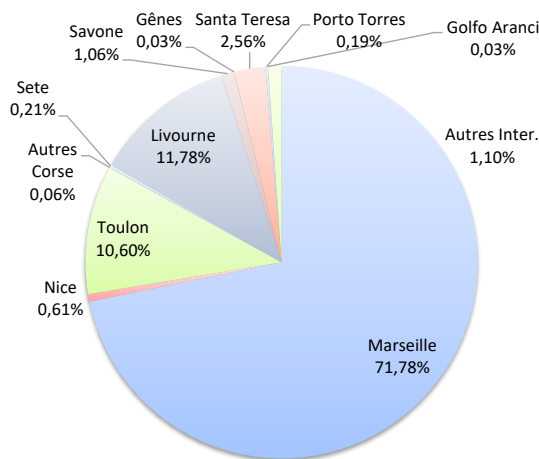
	Marchandises du 1er au 31 mai			Cumul Marchandises depuis le 1er Janvier		
	2025	2026	Variation	2025	2026	Variation
Régulier National	226 474	227 099	0,28%	1 064 240	1 105 558	3,88%
Régulier Internat°	42 622	45 678	7,17%	201 015	219 040	8,97%
<b>TOTAL</b>	<b>269 096</b>	<b>272 777</b>	<b>1,37%</b>	<b>1 265 255</b>	<b>1 324 598</b>	<b>4,69%</b>
Croisières	0	0	-	0	0	-
Hydrocarbures	36 773	34 204	-6,99%	178 218	166 959	-6,32%
Ciment	7 837	9 358	19,41%	44 755	42 960	-4,01%
<b>TOTAL</b>	<b>44 610</b>	<b>43 562</b>	<b>-2,35%</b>	<b>222 973</b>	<b>209 919</b>	<b>-5,85%</b>
<b>TOTAL</b>	<b>313 706</b>	<b>316 339</b>	<b>0,84%</b>	<b>1 488 228</b>	<b>1 534 517</b>	<b>3,11%</b>

LIGNES

REGULIERS NAT° ET INTERNAT°

Lignes	Marchandises	Variation n-1
Marseille	195 806	0,04%
Nice	1 660	29,79%
Toulon	28 907	1,05%
Autres Corse	160	-80,22%
Sete	566	929,09%
Autres Nat.	0	-
Livourne	32 123	3,28%
Savone	2 886	-45,76%
Gênes	76	-
Piombino	0	-
Porto Ferraio	0	-100,00%
Santa Teresa	6 991	35,27%
Porto Torres	528	35,27%
Golfo Aranci	79	-
Autres Inter.	2 995	-

Lignes	Marchandises	Variation n-1
Marseille	931 282	4,15%
Nice	4 271	82,44%
Toulon	166 498	-0,13%
Autres Corse	160	-82,81%
Sete	816	796,70%
Autres Nat.	2 531	-
Livourne	175 246	2,48%
Savone	6 462	-17,91%
Gênes	287	26,43%
Piombino	396	-
Porto Ferraio	0	-100,00%
Santa Teresa	30 372	125,58%
Porto Torres	3 092	-36,10%
Golfo Aranci	168	-95,01%
Autres Inter.	3 017	18756,25%

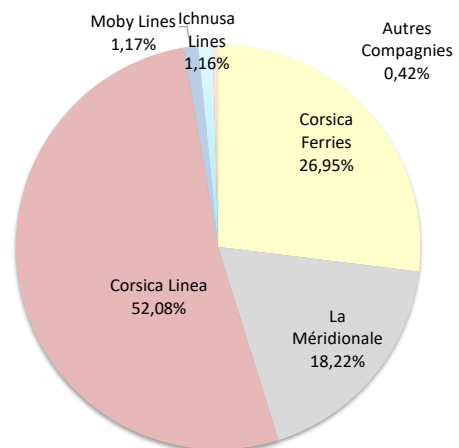
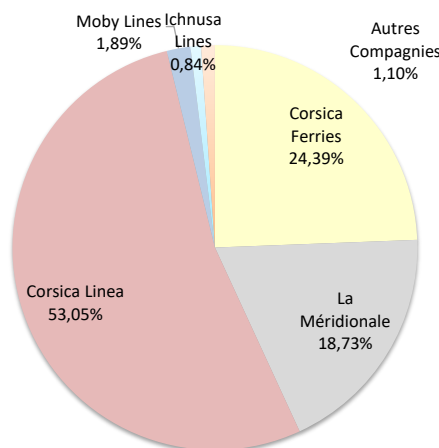


COMPAGNIES

REGULIERS NAT° et INTERNAT°

Compagnies	Marchandises	Variation n-1
Corsica Ferries	66 540	2,19%
La Méridionale	51 093	1,72%
Corsica Linea	144 713	-0,76%
Moby Lines	5 147	170,75%
Ichnusa Lines	2 289	-55,71%
Autres Compagnies	2 995	246,64%

Compagnies	Marchandises	Variation n-1
Corsica Ferries	356 973	1,65%
La Méridionale	241 387	7,47%
Corsica Linea	689 895	2,99%
Moby Lines	15 482	76,76%
Ichnusa Lines	15 335	53,78%
Autres Compagnies	5 526	-



TRAFIC MARCHANDISES

Marchandises du 1er au 31 mai		
2025	2026	Variation
66 677	71 807	7,69%
1 048	1 428	36,26%
<b>67 725</b>	<b>73 235</b>	<b>8,14%</b>

Cumul Marchandises depuis le 1er Janvier		
2025	2026	Variation
320 024	346 673	8,33%
4 870	4 005	-17,76%
<b>324 894</b>	<b>350 678</b>	<b>7,94%</b>

Régulier National			
Régulier Internat°			
<b>TOTAL</b>			

Croisières	0	0	-
------------	---	---	---

	0	0	-
--	---	---	---

Hydrocarbures	10 003	4 584	-54,17%
Ciment	2 300	3 933	71,00%
<b>TOTAL</b>	<b>12 303</b>	<b>8 517</b>	<b>-30,77%</b>

	61 972	52 691	-14,98%
	14 803	15 805	6,77%
	<b>76 775</b>	<b>68 496</b>	<b>-10,78%</b>

<b>TOTAL</b>	<b>80 028</b>	<b>81 752</b>	<b>2,15%</b>
--------------	---------------	---------------	--------------

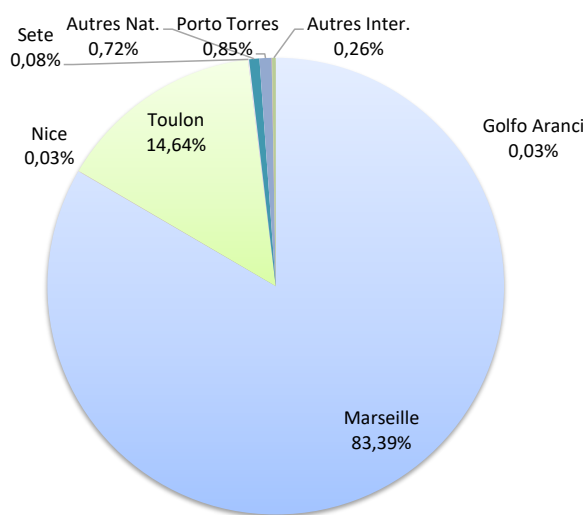
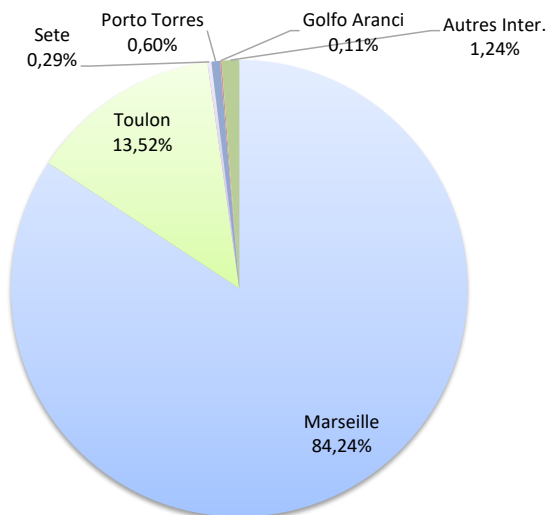
	<b>401 669</b>	<b>419 174</b>	<b>4,36%</b>
--	----------------	----------------	--------------

Lignes	Marchandises	Variation n-1
Marseille	61 696	6,83%
Nice	0	-
Toulon	9 901	10,92%
Sete	210	-
Autres Nat.	0	-
Savone	0	-100,00%
Porto Torres	443	-52,82%
Golfo Aranci	79	-
Autres Inter.	906	-

Lignes	Marchandises	Variation n-1
Marseille	292 440	8,49%
Nice	92	-
Toulon	51 324	1,70%
Sete	286	-
Autres Nat.	2 531	-
Savone	0	-100,00%
Porto Torres	2 989	-37,22%
Golfo Aranci	110	-
Autres Inter.	906	-

LIGNES

REGULIERS NAT° ET INTERNAT°

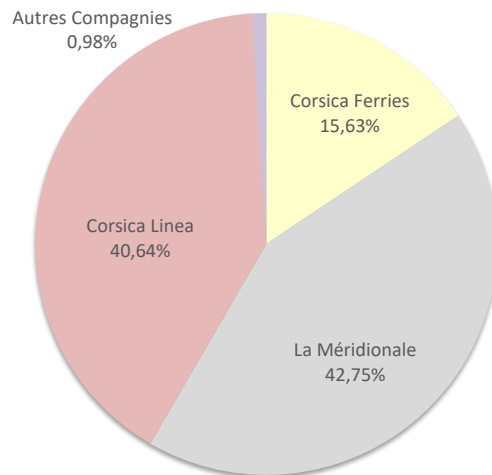
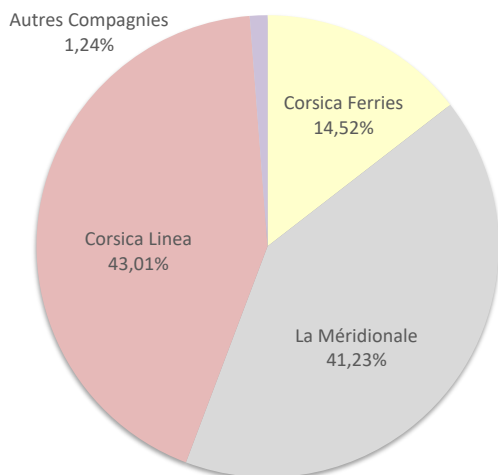


COMPAGNIES

REGULIERS NAT° ET INTERNAT°

Compagnies	Marchandises	Variation n-1
Corsica Ferries	10 633	6,61%
La Méridionale	30 195	4,22%
Corsica Linea	31 501	11,13%
Autres Compagnies	906	109,72%

Compagnies	Marchandises	Variation n-1
Corsica Ferries	54 801	-0,97%
La Méridionale	149 922	14,42%
Corsica Linea	142 518	3,21%
Autres Compagnies	3 437	695,60%



TRAFIC MARCHANDISES

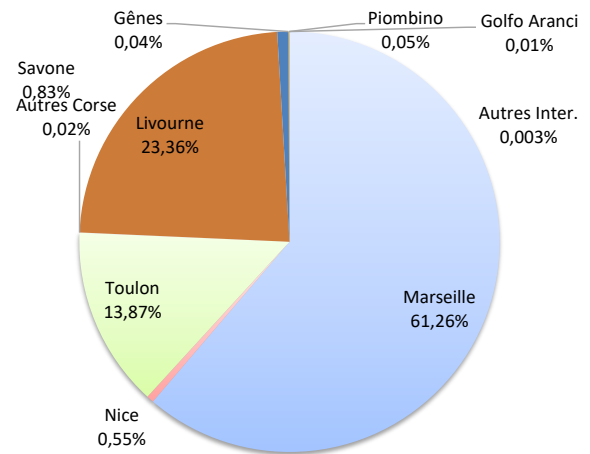
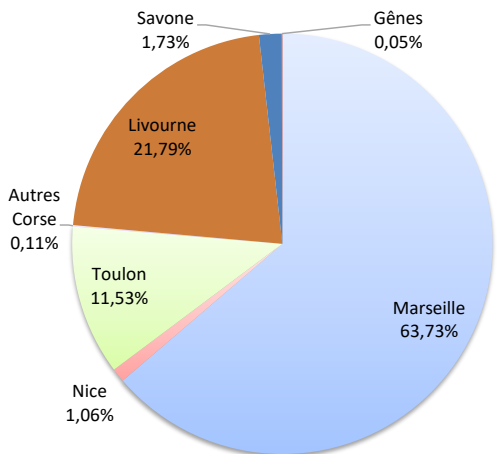
	Marchandises du 1er au 31 mai		
	2025	2026	Variation
Régulier National	117 240	112 651	-3,91%
Régulier Internat°	35 817	34 754	-2,97%
<b>TOTAL</b>	<b>153 057</b>	<b>147 405</b>	<b>-3,69%</b>
Croisières	0	0	-
Hydrocarbures	26 770	29 620	10,65%
Ciment	1 950	1 792	-8,10%
<b>TOTAL</b>	<b>28 720</b>	<b>31 412</b>	<b>9,37%</b>
<b>TOTAL</b>	<b>181 777</b>	<b>178 817</b>	<b>-1,63%</b>

	Cumul Marchandises depuis le 1er Janvier		
	2025	2026	Variation
Régulier National	557 869	559 370	0,27%
Régulier Internat°	177 461	179 496	1,15%
<b>TOTAL</b>	<b>735 330</b>	<b>738 866</b>	<b>0,48%</b>
Croisières	0	0	-
Hydrocarbures	114 985	110 633	-3,78%
Ciment	11 842	10 638	-10,17%
<b>TOTAL</b>	<b>126 827</b>	<b>121 271</b>	<b>-4,38%</b>
<b>TOTAL</b>	<b>862 157</b>	<b>860 137</b>	<b>-0,23%</b>

**LIGNES**  
REGULIERS NAT° ET INTERNAT°

Lignes	Marchandises	Variation n-1
Marseille	93 934	-2,97%
Nice	1 559	21,89%
Toulon	16 998	-7,32%
Autres Corse	160	-80,22%
Sete	0	-100,00%
Livourne	32 123	4,37%
Savone	2 555	-49,14%
Gênes	76	-
Piombino	0	-
Porto Ferrario	0	-100,00%
Golfo Aranci	0	-
Autres Inter.	0	-

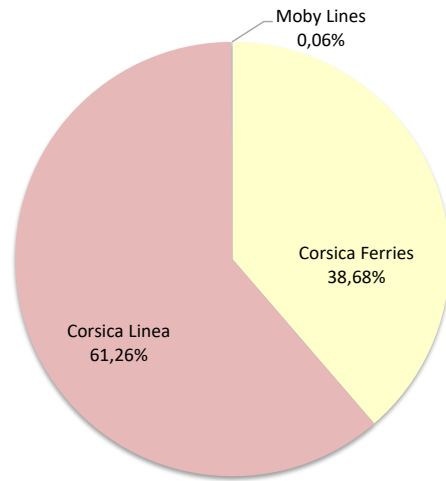
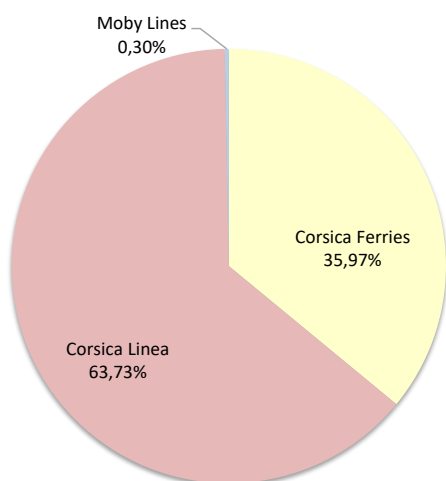
Lignes	Marchandises	Variation n-1
Marseille	452 637	2,32%
Nice	4 070	89,30%
Toulon	102 503	-8,82%
Autres Corse	160	-82,81%
Sete	0	-100,00%
Livourne	172 602	1,87%
Savone	6 131	-19,06%
Gênes	287	26,43%
Piombino	396	-
Porto Ferrario	0	-100,00%
Golfo Aranci	58	-
Autres Inter.	22	-



**COMPAGNIES**  
REGULIERS NAT° ET INTERNAT°

Compagnies	Marchandises	Variation n-1
Corsica Ferries	53 026	-1,05%
Corsica Linea	93 934	-3,72%
Moby Lines	445	-76,59%

Compagnies	Marchandises	Variation n-1
Corsica Ferries	285 784	-1,56%
Corsica Linea	452 637	2,15%
Moby Lines	445	-76,59%



# PORT DE COMMERCE DE BONIFACIO

mai 2026

## TRAFIC MARCHANDISES

	Marchandises du 1er au 31 mai			Cumul Marchandises depuis le 1er Janvier		
	2025	2026	Variation	2025	2026	Variation
Régulier National	0	0	-	0	0	-
Régulier Internat°	5 168	6 991	35,27%	13 464	30 372	125,58%
<b>TOTAL</b>	<b>5 168</b>	<b>6 991</b>	<b>35,27%</b>	<b>13 464</b>	<b>30 372</b>	<b>125,58%</b>
Croisières	0	0	-	0	0	-
Hydrocarbures	0	0	-	0	0	-
Ciment	0	0	-	0	0	-
<b>TOTAL</b>	<b>0</b>	<b>0</b>	<b>-</b>	<b>0</b>	<b>0</b>	<b>-</b>
<b>TOTAL</b>	<b>5 168</b>	<b>6 991</b>	<b>35,27%</b>	<b>13 464</b>	<b>30 372</b>	<b>125,58%</b>

**LIGNES**  
REGULIERS NAT° ET INTERNAT°

Lignes	Marchandises	Variation n-1
Santa Teresa	6 991	35,27%

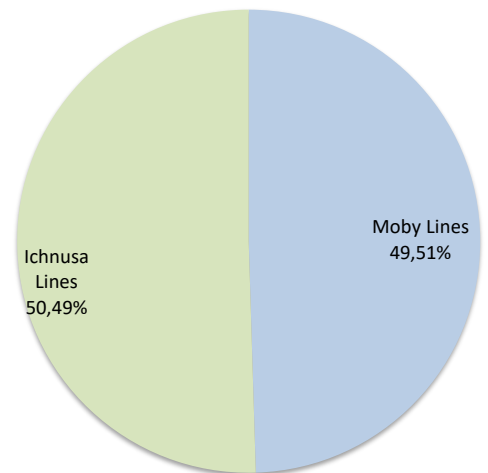
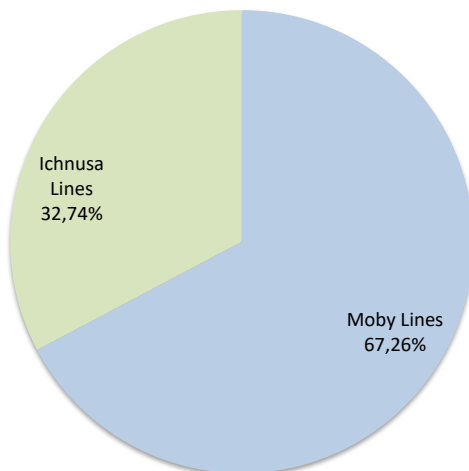
Lignes	Marchandises	Variation n-1
Santa Teresa	30 372	125,58%



**COMPAGNIES**  
REGULIERS NAT° ET INTERNAT°

Compagnies	Marchandises	Variation n-1
Moby Lines	4 702	-
Ichnusa Lines	2 289	-55,71%

Compagnies	Marchandises	Variation n-1
Moby Lines	15 037	330,61%
Ichnusa Lines	15 335	53,78%



TRAFIC MARCHANDISES

Régulier National
Régulier Internat°
<b>TOTAL</b>
<b>dont MD</b>
Croisières

Marchandises du 1er au 31 mai		
2025	2026	Variation
13 240	14 372	8,55%
511	331	-35,23%
<b>13 751</b>	<b>14 703</b>	<b>6,92%</b>
<b>350</b>	<b>423</b>	<b>20,86%</b>
0	0	-

Cumul Marchandises depuis le 1er Janvier		
2025	2026	Variation
59 826	71 424	19,39%
1 760	2 975	69,03%
<b>61 586</b>	<b>74 399</b>	<b>20,81%</b>
<b>2110</b>	<b>3291</b>	<b>55,97%</b>
0	0	-

Hydrocarbures
Ciment
<b>TOTAL</b>

0	0	-
1 590	1 729	8,74%
<b>1 590</b>	<b>1 729</b>	<b>8,74%</b>

0	0	-
8 564	7 799	-8,92%
<b>8 564</b>	<b>7 799</b>	<b>-8,93%</b>

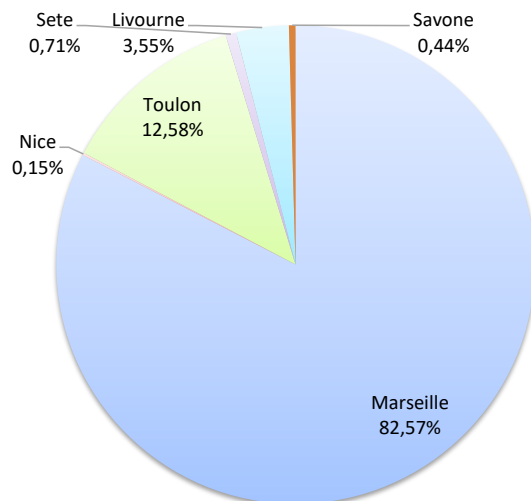
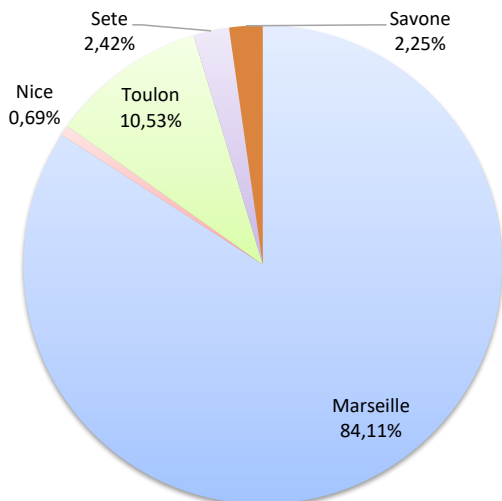
<b>TOTAL</b>	<b>15 341</b>	<b>16 432</b>	<b>7,11%</b>
--------------	---------------	---------------	--------------

<b>70 150</b>	<b>82 198</b>	<b>17,17%</b>
---------------	---------------	---------------

Lignes	Marchandises	Variation n-1
Marseille	12 367	-1,43%
Nice	101	-
Toulon	1 548	141,88%
Sete	356	559,26%
Livourne	0	-100,00%
Savone	331	76,06%

Lignes	Marchandises	Variation n-1
Marseille	61 429	7,33%
Nice	109	-42,93%
Toulon	9 356	304,50%
Sete	530	488,89%
Livourne	2 644	68,19%
Savone	331	76,06%

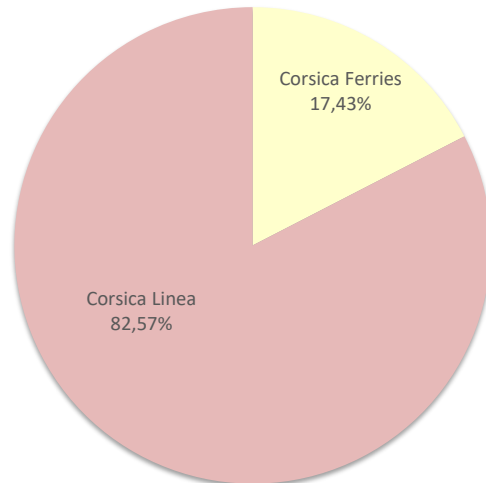
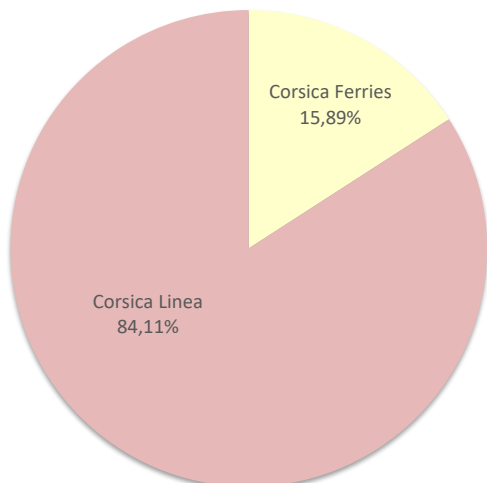
**LIGNES**  
REGULIERS NAT° ET INTERNAT°



**COMPAGNIES**  
REGULIERS NAT° ET INTERNAT°

Compagnies	Marchandises	Variation n-1
Corsica Ferries	2 336	93,86%
Corsica Linea	12 367	-1,43%

Compagnies	Marchandises	Variation n-1
Corsica Ferries	12 970	197,89%
Corsica Linea	61 429	7,33%



# PORT DE COMMERCE DE PORTO-VECCHIO

mai 2026

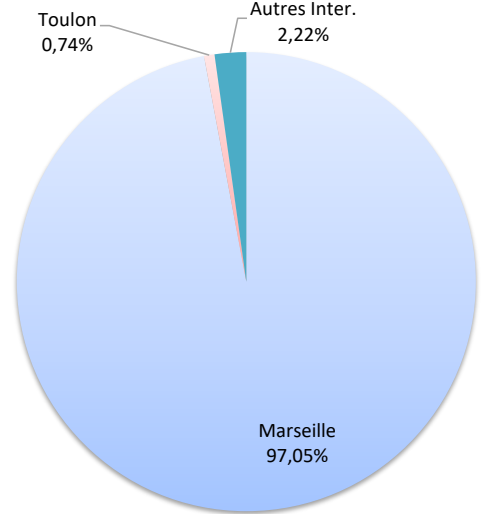
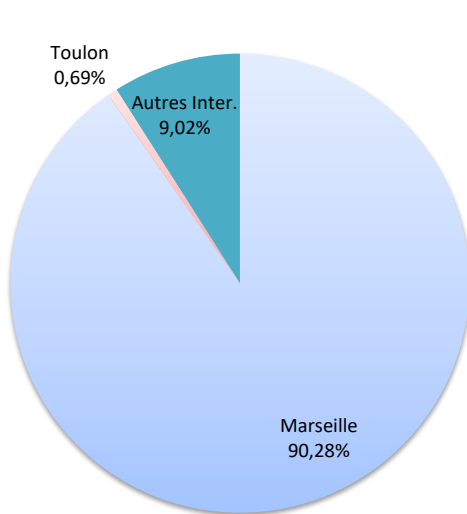
## TRAFIC MARCHANDISES

	Marchandises du 1er au 31 mai			Cumul Marchandises depuis le 1er Janvier		
	2025	2026	Variation	2025	2026	Variation
Régulier National	21 957	21 058	-4,09%	95 083	92 161	-3,07%
Régulier Internat°	78	2 089	2578,21%	3 460	2 089	-39,62%
<b>TOTAL</b>	<b>22 035</b>	<b>23 147</b>	<b>5,05%</b>	<b>98 543</b>	<b>94 250</b>	<b>-4,36%</b>
Croisières	0	0	-	0	0	-
Hydrocarbures	0	0	-	0	0	-
Ciment	1 997	1 904	-4,66%	9 547	8 718	-8,68%
<b>TOTAL</b>	<b>1 997</b>	<b>1 904</b>	<b>-4,66%</b>	<b>9 547</b>	<b>8 718</b>	<b>-8,68%</b>
<b>TOTAL</b>	<b>24 032</b>	<b>25 051</b>	<b>4,24%</b>	<b>108 090</b>	<b>102 968</b>	<b>-4,74%</b>

**LIGNES**  
REGULIERS NAT° ET INTERNAT°

Lignes	Marchandises	Variation n-1
Marseille	20 898	-1,68%
Toulon	160	-77,21%
Porto Torres	0	-100,00%
Golfo Aranci	0	-
Autres Inter.	2 089	-

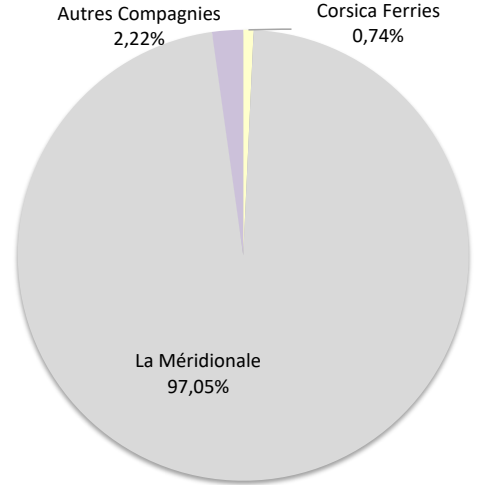
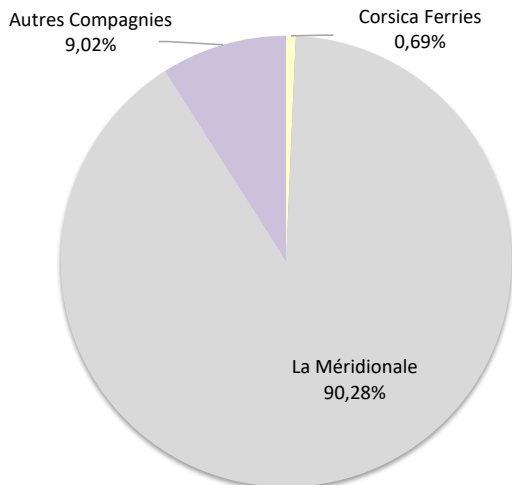
Lignes	Marchandises	Variation n-1
Marseille	91 465	-2,25%
Toulon	696	-53,97%
Porto Torres	0	-100,00%
Golfo Aranci	0	-100,00%
Autres Inter.	2 089	12956,25%



**COMPAGNIES**  
REGULIERS NAT° ET INTERNAT°

Compagnies	Marchandises	Variation n-1
Corsica Ferries	160	-54,02%
La Méridionale	20 898	-1,68%
Moby Lines	0	-
Autres Compagnies	2 089	-

Compagnies	Marchandises	Variation n-1
Corsica Ferries	696	-40,72%
La Méridionale	91 465	-2,25%
Moby Lines	0	-100,00%
Autres Compagnies	2 089	-



TRAFIC MARCHANDISES

	Marchandises du 1er au 31 mai		
	2025	2026	Variation
Régulier National	7 360	7 211	-2,02%
Régulier Internat°	0	85	-
<b>TOTAL</b>	<b>7 360</b>	<b>7 296</b>	<b>-0,87%</b>

	Cumul Marchandises depuis le 1er Janvier		
	2025	2026	Variation
Régulier National	31 438	35 930	14,29%
Régulier Internat°	0	103	-
<b>TOTAL</b>	<b>31 438</b>	<b>36 033</b>	<b>14,62%</b>

Croisières	0	0	-
------------	---	---	---

Croisières	0	0	-
------------	---	---	---

Hydrocarbures (Bitume)	0	0	-
Ciment	0	0	-
<b>TOTAL</b>	<b>0</b>	<b>0</b>	<b>-</b>

Hydrocarbures (Bitume)	1 261	3 635	188,26%
Ciment	0	0	-
<b>TOTAL</b>	<b>1 261</b>	<b>3 635</b>	<b>188,26%</b>

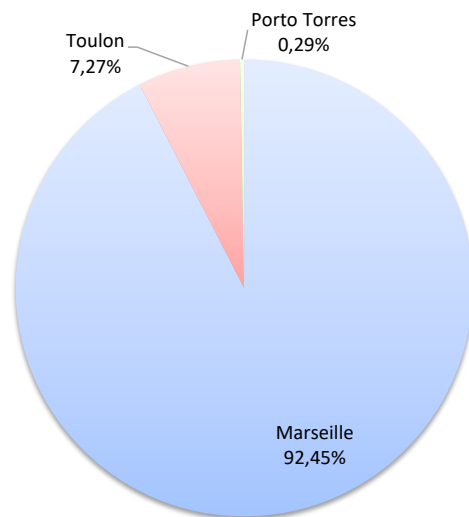
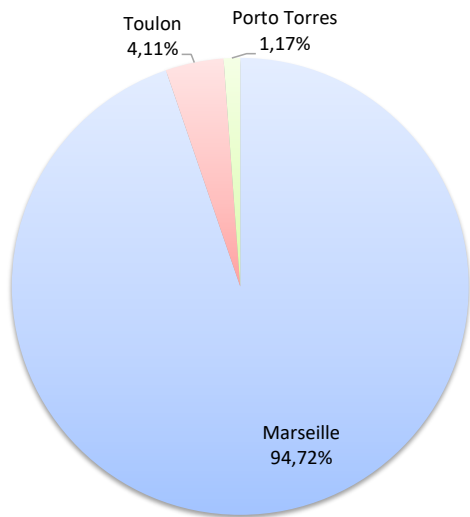
<b>TOTAL</b>	<b>7 360</b>	<b>7 296</b>	<b>-0,87%</b>
--------------	--------------	--------------	---------------

<b>TOTAL</b>	<b>32 699</b>	<b>39 668</b>	<b>21,31%</b>
--------------	---------------	---------------	---------------

Lignes	Marchandises	Variation n-1
Marseille	6 911	-6,10%
Toulon	300	-
Porto Torres	85	-

Lignes	Marchandises	Variation n-1
Marseille	33 311	5,96%
Toulon	2 619	-
Porto Torres	103	-

**LIGNES**  
REGULIERS NAT° ET INTERNAT°



**COMPAGNIES**  
REGULIERS NAT° ET INTERNAT°

Compagnies	Marchandises	Variation n-1
Corsica Ferries	385	-
Corsica Linea	6 911	-6,10%

Compagnies	Marchandises	Variation n-1
Corsica Ferries	2 722	-
Corsica Linea	33 311	5,96%

