

**Ports de Commerce de Corse**  
**Porti di Commerciù di Corsica**

**Mensuel**  
*U Misincu*

**Passagers**  
*Passageri*

mai 2026  
maghju 2026

## TRAFIC PASSAGERS GLOBAL

| TOTAL PORTS        | Passagers du 1er au 31 mai |                |                | Cumul passagers depuis le 1er Janvier |                |                |
|--------------------|----------------------------|----------------|----------------|---------------------------------------|----------------|----------------|
|                    | 2025                       | 2026           | Variation      | 2025                                  | 2026           | Variation      |
| Régulier National  | 214 638                    | 235 155        | 9,56%          | 610 132                               | 635 328        | 4,13%          |
| Régulier Internat° | 102 806                    | 128 280        | 24,78%         | 208 317                               | 235 283        | 12,94%         |
| <b>TOTAL</b>       | <b>317 444</b>             | <b>363 435</b> | <b>14,49%</b>  | <b>818 449</b>                        | <b>870 611</b> | <b>6,37%</b>   |
| Croisières         | 58 773                     | 54 988         | -6,44%         | 108 898                               | 101 033        | -7,22%         |
| <b>TOTAL</b>       | <b>376 217</b>             | <b>418 423</b> | <b>11,22%</b>  | <b>927 347</b>                        | <b>971 644</b> | <b>4,78%</b>   |
| AJACCIO            | Passagers du 1er au 31 mai |                |                | Cumul passagers depuis le 1er Janvier |                |                |
|                    | 2025                       | 2026           | Variation      | 2025                                  | 2026           | Variation      |
| Régulier National  | 79 225                     | 82 039         | 3,55%          | 221 501                               | 221 441        | -0,03%         |
| Régulier Internat° | 4 394                      | 3 269          | -25,60%        | 7 548                                 | 5 467          | -27,57%        |
| <b>TOTAL</b>       | <b>83 619</b>              | <b>85 308</b>  | <b>2,02%</b>   | <b>229 049</b>                        | <b>226 908</b> | <b>-0,93%</b>  |
| Croisières         | 47 563                     | 43 573         | -8,39%         | 95 449                                | 85 166         | -10,77%        |
| <b>TOTAL</b>       | <b>131 182</b>             | <b>128 881</b> | <b>-1,75%</b>  | <b>324 498</b>                        | <b>312 074</b> | <b>-3,83%</b>  |
| BASTIA             | Passagers du 1er au 31 mai |                |                | Cumul passagers depuis le 1er Janvier |                |                |
|                    | 2025                       | 2026           | Variation      | 2025                                  | 2026           | Variation      |
| Régulier National  | 90 056                     | 100 408        | 11,50%         | 272 279                               | 286 171        | 5,10%          |
| Régulier Internat° | 65 240                     | 85 758         | 31,45%         | 143 011                               | 157 501        | 10,13%         |
| <b>TOTAL</b>       | <b>155 296</b>             | <b>186 166</b> | <b>19,88%</b>  | <b>415 290</b>                        | <b>443 672</b> | <b>6,83%</b>   |
| Croisières         | 3 927                      | 5 238          | 33,38%         | 5 130                                 | 6 273          | 22,28%         |
| <b>TOTAL</b>       | <b>159 223</b>             | <b>191 404</b> | <b>20,21%</b>  | <b>420 420</b>                        | <b>449 945</b> | <b>7,02%</b>   |
| BONIFACIO          | Passagers du 1er au 31 mai |                |                | Cumul passagers depuis le 1er Janvier |                |                |
|                    | 2025                       | 2026           | Variation      | 2025                                  | 2026           | Variation      |
| Régulier National  | 0                          | 0              | -              | 0                                     | 0              | -              |
| Régulier Internat° | 28 639                     | 37 515         | 30,99%         | 47 793                                | 69 236         | 44,87%         |
| <b>TOTAL</b>       | <b>28 639</b>              | <b>37 515</b>  | <b>30,99%</b>  | <b>47 793</b>                         | <b>69 236</b>  | <b>44,87%</b>  |
| Croisières         | 3 282                      | 1 793          | -45,37%        | 3 861                                 | 3 959          | 2,54%          |
| <b>TOTAL</b>       | <b>31 921</b>              | <b>39 308</b>  | <b>23,14%</b>  | <b>51 654</b>                         | <b>73 195</b>  | <b>41,70%</b>  |
| L'ILE-ROUSSE       | Passagers du 1er au 31 mai |                |                | Cumul passagers depuis le 1er Janvier |                |                |
|                    | 2025                       | 2026           | Variation      | 2025                                  | 2026           | Variation      |
| Régulier National  | 23 781                     | 28 302         | 19,01%         | 55 142                                | 59 455         | 7,82%          |
| Régulier Internat° | 2 001                      | 762            | -61,92%        | 2 439                                 | 2 085          | -14,51%        |
| <b>TOTAL</b>       | <b>25 782</b>              | <b>29 064</b>  | <b>12,73%</b>  | <b>57 581</b>                         | <b>61 540</b>  | <b>6,88%</b>   |
| Croisières         | 1 564                      | 2 024          | 29,41%         | 1 796                                 | 2 813          | 56,63%         |
| <b>TOTAL</b>       | <b>27 346</b>              | <b>31 088</b>  | <b>13,68%</b>  | <b>59 377</b>                         | <b>64 353</b>  | <b>8,38%</b>   |
| PORTO-VECCHIO      | Passagers du 1er au 31 mai |                |                | Cumul passagers depuis le 1er Janvier |                |                |
|                    | 2025                       | 2026           | Variation      | 2025                                  | 2026           | Variation      |
| Régulier National  | 13 232                     | 9 464          | -28,48%        | 37 809                                | 29 413         | -22,21%        |
| Régulier Internat° | 2 532                      | 0              | -100,00%       | 7 526                                 | 0              | -100,00%       |
| <b>TOTAL</b>       | <b>15 764</b>              | <b>9 464</b>   | <b>-39,96%</b> | <b>45 335</b>                         | <b>29 413</b>  | <b>-35,12%</b> |
| Croisières         | 1 299                      | 337            | -74,06%        | 1 524                                 | 659            | -56,76%        |
| <b>TOTAL</b>       | <b>17 063</b>              | <b>9 801</b>   | <b>-42,56%</b> | <b>46 859</b>                         | <b>30 072</b>  | <b>-35,82%</b> |
| PROPRIANO          | Passagers du 1er au 31 mai |                |                | Cumul passagers depuis le 1er Janvier |                |                |
|                    | 2025                       | 2026           | Variation      | 2025                                  | 2026           | Variation      |
| Régulier National  | 8 344                      | 14 942         | 79,07%         | 23 401                                | 38 848         | 66,01%         |
| Régulier Internat° | 0                          | 976            | -              | 0                                     | 994            | -              |
| <b>TOTAL</b>       | <b>8 344</b>               | <b>15 918</b>  | <b>90,77%</b>  | <b>23 401</b>                         | <b>39 842</b>  | <b>70,26%</b>  |
| Croisières         | 1 138                      | 2 023          | 77,77%         | 1 138                                 | 2 163          | 90,07%         |
| <b>TOTAL</b>       | <b>9 482</b>               | <b>17 941</b>  | <b>89,21%</b>  | <b>24 539</b>                         | <b>42 005</b>  | <b>71,18%</b>  |

TRAFIC PASSAGERS

|                    |
|--------------------|
| Régulier National  |
| Régulier Internat° |
| <b>TOTAL</b>       |

| Passagers du 1er au 31 mai |                |               |
|----------------------------|----------------|---------------|
| 2025                       | 2026           | Variation     |
| 214 638                    | 235 155        | 9,56%         |
| 102 806                    | 128 280        | 24,78%        |
| <b>317 444</b>             | <b>363 435</b> | <b>14,49%</b> |

| Cumul passagers depuis le 1er Janvier |                |              |
|---------------------------------------|----------------|--------------|
| 2025                                  | 2026           | Variation    |
| 610 132                               | 635 328        | 4,13%        |
| 208 317                               | 235 283        | 12,94%       |
| <b>818 449</b>                        | <b>870 611</b> | <b>6,37%</b> |

|            |
|------------|
| Croisières |
|------------|

|               |               |               |
|---------------|---------------|---------------|
| <b>58 773</b> | <b>54 988</b> | <b>-6,44%</b> |
|---------------|---------------|---------------|

|                |                |               |
|----------------|----------------|---------------|
| <b>108 898</b> | <b>101 033</b> | <b>-7,22%</b> |
|----------------|----------------|---------------|

|              |
|--------------|
| <b>TOTAL</b> |
|--------------|

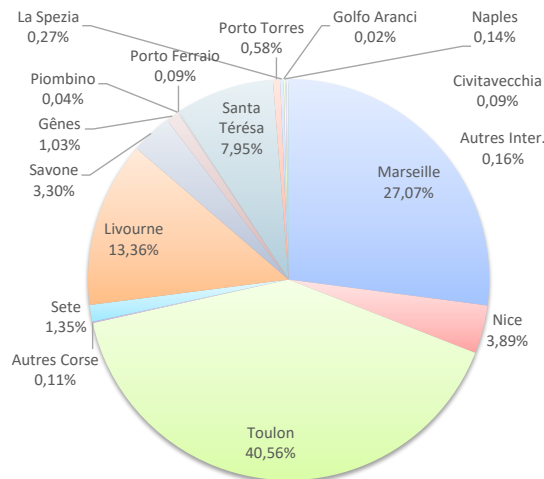
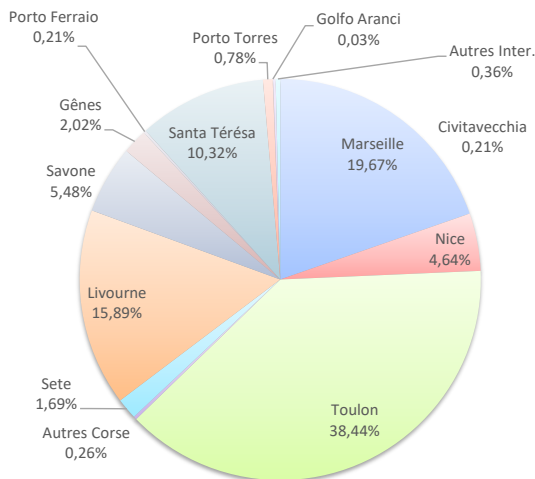
|                |                |               |
|----------------|----------------|---------------|
| <b>376 217</b> | <b>418 423</b> | <b>11,22%</b> |
|----------------|----------------|---------------|

|                |                |              |
|----------------|----------------|--------------|
| <b>927 347</b> | <b>971 644</b> | <b>4,78%</b> |
|----------------|----------------|--------------|

LIGNES

| Lignes        | Passagers | Variation n-1 |
|---------------|-----------|---------------|
| Marseille     | 71 477    | 0,62%         |
| Nice          | 16 876    | 63,10%        |
| Toulon        | 139 700   | 6,87%         |
| Autres Corse  | 956       | 52,96%        |
| Sete          | 6 146     | 220,77%       |
| Livourne      | 57 762    | 15,28%        |
| Savone        | 19 911    | 31,30%        |
| Gênes         | 7 324     | -             |
| Piombino      | 0         | -             |
| Porto Ferraio | 750       | 63,04%        |
| Santa Térésa  | 37 515    | 30,99%        |
| Porto Torres  | 2 830     | 30,99%        |
| La Spezia     | 0         | -100,00%      |
| Golfo Aranci  | 114       | -62,50%       |
| Naples        | 0         | -             |
| Civitavecchia | 750       | -62,24%       |
| Autres Inter. | 1 324     | -             |

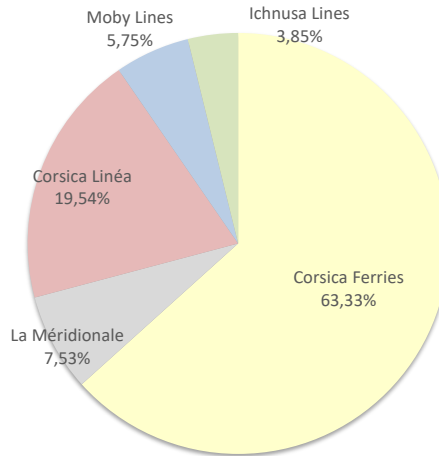
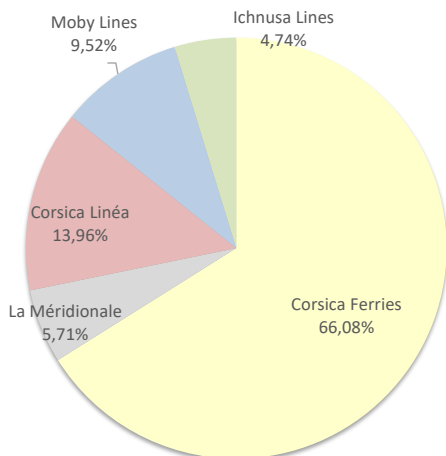
| Lignes        | Passagers | Variation n-1 |
|---------------|-----------|---------------|
| Marseille     | 235 690   | -3,79%        |
| Nice          | 33 828    | 31,64%        |
| Toulon        | 353 143   | 6,40%         |
| Autres Corse  | 956       | -24,84%       |
| Sete          | 11 711    | 85,62%        |
| Livourne      | 116 271   | 1,13%         |
| Savone        | 28 768    | 10,30%        |
| Gênes         | 8 992     | 723,44%       |
| Piombino      | 372       | -             |
| Porto Ferraio | 750       | -12,08%       |
| Santa Térésa  | 69 236    | 44,87%        |
| Porto Torres  | 5 013     | -29,21%       |
| La Spezia     | 2 386     | 7,67%         |
| Golfo Aranci  | 187       | -96,49%       |
| Naples        | 1 180     | 59,46%        |
| Civitavecchia | 750       | -62,24%       |
| Autres Inter. | 1 378     | 740,24%       |



COMPAGNIES

| Compagnies        | Passagers | Variation n-1 |
|-------------------|-----------|---------------|
| Corsica Ferries   | 240 140   | 13,51%        |
| La Méridionale    | 20 735    | 1,97%         |
| Corsica Linéa     | 50 742    | 0,08%         |
| Moby Lines        | 34 584    | 457,99%       |
| Ichnusa Lines     | 17 234    | -39,82%       |
| Autres Compagnies | 0         | -100,00%      |

| Compagnies        | Passagers | Variation n-1 |
|-------------------|-----------|---------------|
| Corsica Ferries   | 551 382   | 7,15%         |
| La Méridionale    | 65 580    | -0,07%        |
| Corsica Linéa     | 170 110   | -5,15%        |
| Moby Lines        | 50 044    | 209,05%       |
| Ichnusa Lines     | 33 495    | -21,55%       |
| Autres Compagnies | 0         | -             |



## TRAFIC PASSAGERS PAR LIGNE

| MENSUEL                        | National                       | Ajaccio        | Bastia         | Bonifacio      | L'Ile-Rousse    | Porto-Vecchio  | Propriano      | Total          |
|--------------------------------|--------------------------------|----------------|----------------|----------------|-----------------|----------------|----------------|----------------|
|                                | Marseille                      | 21 267         | 24 774         | 0              | 7 021           | 9 464          | 8 951          | 71 477         |
|                                | Nice                           | 0              | 14 708         | 0              | 2 168           | 0              | 0              | 16 876         |
|                                | Toulon                         | 57 938         | 59 970         | 0              | 15 801          | 0              | 5 991          | 139 700        |
|                                | Autres Corse                   | 0              | 956            | 0              | 0               | 0              | 0              | 956            |
|                                | Sete                           | 2 834          | 0              | 0              | 3 312           | 0              | 0              | 6 146          |
|                                | <b>Total</b>                   | <b>82 039</b>  | <b>100 408</b> | <b>0</b>       | <b>28 302</b>   | <b>9 464</b>   | <b>14 942</b>  | <b>235 155</b> |
|                                | <i>Variation Volume /(n-1)</i> | <i>2 814</i>   | <i>10 352</i>  | <i>0</i>       | <i>-3 768</i>   | <i>6 598</i>   | <i>20 517</i>  | <i>20 517</i>  |
|                                | <i>Variation % / (n-1)</i>     | <i>3,55%</i>   | <i>11,50%</i>  | <i>-</i>       | <i>0,00%</i>    | <i>-28,48%</i> | <i>79,07%</i>  | <i>9,56%</i>   |
|                                | International                  | Ajaccio        | Bastia         | Bonifacio      | L'Ile-Rousse    | Porto-Vecchio  | Propriano      | Total          |
| Livourne                       | 0                              | 57 762         | 0              | 0              | 0               | 0              | 57 762         |                |
| Savone                         | 0                              | 19 149         | 0              | 762            | 0               | 0              | 19 911         |                |
| Gènes                          | 0                              | 7 324          | 0              | 0              | 0               | 0              | 7 324          |                |
| Porto Ferrario                 | 0                              | 750            | 0              | 0              | 0               | 0              | 750            |                |
| Santa Térésa                   | 0                              | 0              | 37 515         | 0              | 0               | 0              | 37 515         |                |
| Porto Torres                   | 1 854                          | 0              | 0              | 0              | 0               | 976            | 2 830          |                |
| La Spezia                      | 0                              | 0              | 0              | 0              | 0               | 0              | 0              |                |
| Golfo Aranci                   | 91                             | 23             | 0              | 0              | 0               | 0              | 114            |                |
| Civitavecchia                  | 0                              | 750            | 0              | 0              | 0               | 0              | 750            |                |
| Autres Inter.                  | 1 324                          | 0              | 0              | 0              | 0               | 0              | 1 324          |                |
| <b>Total</b>                   | <b>3 269</b>                   | <b>85 758</b>  | <b>37 515</b>  | <b>762</b>     | <b>0</b>        | <b>976</b>     | <b>128 280</b> |                |
| <i>Variation Volume /(n-1)</i> | <i>-1 125</i>                  | <i>20 518</i>  | <i>8 876</i>   | <i>-1 239</i>  | <i>-2 532</i>   | <i>976</i>     | <i>25 474</i>  |                |
| <i>Variation % / (n-1)</i>     | <i>-25,60%</i>                 | <i>31,45%</i>  | <i>30,99%</i>  | <i>-61,92%</i> | <i>-100,00%</i> | <i>-</i>       | <i>24,78%</i>  |                |
| <b>Total</b>                   | <b>85 308</b>                  | <b>186 166</b> | <b>37 515</b>  | <b>29 064</b>  | <b>9 464</b>    | <b>15 918</b>  | <b>363 435</b> |                |
| <i>Variation Volume /(n-1)</i> | <i>1 689</i>                   | <i>30 870</i>  | <i>8 876</i>   | <i>3 282</i>   | <i>-6 300</i>   | <i>7 574</i>   | <i>45 991</i>  |                |
| <i>Variation % / (n-1)</i>     | <i>2,02%</i>                   | <i>19,88%</i>  | <i>30,99%</i>  | <i>12,73%</i>  | <i>-39,96%</i>  | <i>90,77%</i>  | <i>14,49%</i>  |                |

| Cumul depuis le 1er janvier    | National                       | Ajaccio        | Bastia         | Bonifacio      | L'Ile-Rousse    | Porto-Vecchio  | Propriano      | Total          |
|--------------------------------|--------------------------------|----------------|----------------|----------------|-----------------|----------------|----------------|----------------|
|                                | Marseille                      | 71 925         | 87 883         | 0              | 22 164          | 29 007         | 24 711         | 235 690        |
|                                | Nice                           | 143            | 29 493         | 0              | 4 192           | 0              | 0              | 33 828         |
|                                | Toulon                         | 144 379        | 167 839        | 0              | 26 382          | 406            | 14 137         | 353 143        |
|                                | Autres Corse                   | 0              | 956            | 0              | 0               | 0              | 0              | 956            |
|                                | Sete                           | 4 994          | 0              | 0              | 6 717           | 0              | 0              | 11 711         |
|                                | <b>Total</b>                   | <b>221 441</b> | <b>286 171</b> | <b>0</b>       | <b>59 455</b>   | <b>29 413</b>  | <b>38 848</b>  | <b>635 328</b> |
|                                | <i>Variation Volume /(n-1)</i> | <i>-60</i>     | <i>13 892</i>  | <i>0</i>       | <i>4 313</i>    | <i>-8 396</i>  | <i>15 447</i>  | <i>25 196</i>  |
|                                | <i>Variation % / (n-1)</i>     | <i>-0,03%</i>  | <i>5,10%</i>   | <i>-</i>       | <i>7,82%</i>    | <i>-22,21%</i> | <i>66,01%</i>  | <i>4,13%</i>   |
|                                | International                  | Ajaccio        | Bastia         | Bonifacio      | L'Ile-Rousse    | Porto-Vecchio  | Propriano      | Total          |
| Livourne                       | 0                              | 114 948        | 0              | 1 323          | 0               | 0              | 116 271        |                |
| Savone                         | 0                              | 28 006         | 0              | 762            | 0               | 0              | 28 768         |                |
| Gènes                          | 0                              | 8 992          | 0              | 0              | 0               | 0              | 8 992          |                |
| Piombino                       | 0                              | 372            | 0              | 0              | 0               | 0              | 372            |                |
| Porto Ferrario                 | 0                              | 750            | 0              | 0              | 0               | 0              | 750            |                |
| Santa Térésa                   | 0                              | 0              | 69 236         | 0              | 0               | 0              | 69 236         |                |
| Porto Torres                   | 4 019                          | 0              | 0              | 0              | 0               | 994            | 5 013          |                |
| La Spezia                      | 0                              | 2 386          | 0              | 0              | 0               | 0              | 2 386          |                |
| Golfo Aranci                   | 124                            | 63             | 0              | 0              | 0               | 0              | 187            |                |
| Naples                         | 0                              | 1 180          | 0              | 0              | 0               | 0              | 1 180          |                |
| Civitavecchia                  | 0                              | 750            | 0              | 0              | 0               | 0              | 750            |                |
| Autres Inter.                  | 1 324                          | 54             | 0              | 0              | 0               | 0              | 1 378          |                |
| <b>Total</b>                   | <b>5 467</b>                   | <b>157 501</b> | <b>69 236</b>  | <b>2 085</b>   | <b>0</b>        | <b>994</b>     | <b>235 283</b> |                |
| <i>Variation Volume /(n-1)</i> | <i>-2 081</i>                  | <i>14 490</i>  | <i>21 443</i>  | <i>-354</i>    | <i>-7 526</i>   | <i>994</i>     | <i>26 966</i>  |                |
| <i>Variation % / (n-1)</i>     | <i>-27,57%</i>                 | <i>10,13%</i>  | <i>44,87%</i>  | <i>-14,51%</i> | <i>-100,00%</i> | <i>-</i>       | <i>12,94%</i>  |                |
| <b>Total</b>                   | <b>226 908</b>                 | <b>443 672</b> | <b>69 236</b>  | <b>61 540</b>  | <b>29 413</b>   | <b>39 842</b>  | <b>870 611</b> |                |
| <i>Variation Volume /(n-1)</i> | <i>-2 141</i>                  | <i>28 382</i>  | <i>21 443</i>  | <i>3 959</i>   | <i>-15 922</i>  | <i>16 441</i>  | <i>52 162</i>  |                |
| <i>Variation % / (n-1)</i>     | <i>-0,93%</i>                  | <i>6,83%</i>   | <i>44,87%</i>  | <i>6,88%</i>   | <i>-35,12%</i>  | <i>70,26%</i>  | <i>6,37%</i>   |                |

| Croisiéristes                  | MENSUEL                        | Ajaccio       | Bastia        | Bonifacio      | L'Ile-Rousse   | Porto-Vecchio  | Propriano      | Total         |
|--------------------------------|--------------------------------|---------------|---------------|----------------|----------------|----------------|----------------|---------------|
|                                | Croisières                     | 43 573        | 5 238         | 1 793          | 2 024          | 337            | 2 023          | 54 988        |
|                                | <b>Total</b>                   | <b>43 573</b> | <b>5 238</b>  | <b>1 793</b>   | <b>2 024</b>   | <b>337</b>     | <b>2 023</b>   | <b>54 988</b> |
|                                | <i>Variation Volume /(n-1)</i> | <i>-3 990</i> | <i>1 311</i>  | <i>-1 489</i>  | <i>460</i>     | <i>-962</i>    | <i>885</i>     | <i>-3 785</i> |
|                                | <i>Variation % / (n-1)</i>     | <i>-8,39%</i> | <i>33,38%</i> | <i>-45,37%</i> | <i>29,41%</i>  | <i>-74,06%</i> | <i>77,77%</i>  | <i>-6,44%</i> |
|                                | CUMUL depuis le 1er janvier    | Ajaccio       | Bastia        | Bonifacio      | L'Ile-Rousse   | Porto-Vecchio  | Propriano      | Total         |
| Croisières                     | 85 166                         | 6 273         | 3 959         | 2 813          | 659            | 2 163          | 101 033        |               |
| <b>Total</b>                   | <b>85 166</b>                  | <b>6 273</b>  | <b>3 959</b>  | <b>2 813</b>   | <b>659</b>     | <b>2 163</b>   | <b>101 033</b> |               |
| <i>Variation Volume /(n-1)</i> | <i>-10 283</i>                 | <i>1 143</i>  | <i>98</i>     | <i>1 017</i>   | <i>-865</i>    | <i>1 025</i>   | <i>-7 865</i>  |               |
| <i>Variation % / (n-1)</i>     | <i>-10,77%</i>                 | <i>22,28%</i> | <i>2,54%</i>  | <i>56,63%</i>  | <i>-56,76%</i> | <i>90,07%</i>  | <i>-7,22%</i>  |               |

PORTS DE COMMERCE DE CORSE

mai 2026

PASSAGERS PAR COMPAGNIE

|                                 |                                 |                |                  |                     |                      |                      |                  |                |
|---------------------------------|---------------------------------|----------------|------------------|---------------------|----------------------|----------------------|------------------|----------------|
| <b>MENSUEL</b>                  | <b>National</b>                 | <b>Ajaccio</b> | <b>Bastia</b>    | <b>Bonifacio</b>    | <b>L'Ile-Rousse</b>  | <b>Porto-Vecchio</b> | <b>Propriano</b> | <b>Total</b>   |
|                                 | Corsica Ferries                 | 60 772         | 75 634           | 0                   | 21 281               | 0                    | 5 991            | 163 678        |
|                                 | La Méridionale                  | 11 271         | 0                | 0                   | 0                    | 9 464                | 0                | 20 735         |
|                                 | Corsica Linéa                   | 9 996          | 24 774           | 0                   | 7 021                | 0                    | 8 951            | 50 742         |
|                                 | Autres Compagnies               | 0              | 0                | 0                   | 0                    | 0                    | 0                | 0              |
|                                 | <b>Total</b>                    | <b>82 039</b>  | <b>100 408</b>   | <b>0</b>            | <b>28 302</b>        | <b>9 464</b>         | <b>14 942</b>    | <b>235 155</b> |
|                                 | <i>Variation Volume / (n-1)</i> | <i>2 814</i>   | <i>10 352</i>    | <i>0</i>            | <i>4 521</i>         | <i>-3 768</i>        | <i>6 598</i>     | <i>20 517</i>  |
|                                 | <i>Variation % / (n-1)</i>      | <i>3,55%</i>   | <i>11,50%</i>    | <i>-</i>            | <i>19,01%</i>        | <i>-28,48%</i>       | <i>79,07%</i>    | <i>9,56%</i>   |
|                                 | <b>International</b>            | <b>Ajaccio</b> | <b>Bastia</b>    | <b>Bonifacio</b>    | <b>L'Ile-Rousse</b>  | <b>Porto-Vecchio</b> | <b>Propriano</b> | <b>Total</b>   |
|                                 | Corsica Ferries                 | 3 269          | 71 455           | 0                   | 762                  | 0                    | 976              | 76 462         |
|                                 | Moby Lines                      | 0              | 14 303           | 20 281              | 0                    | 0                    | 0                | 34 584         |
|                                 | Ichnusa Lines                   | 0              | 0                | 17 234              | 0                    | 0                    | 0                | 17 234         |
|                                 | <b>Total</b>                    | <b>3 269</b>   | <b>85 758</b>    | <b>37 515</b>       | <b>762</b>           | <b>0</b>             | <b>976</b>       | <b>128 280</b> |
|                                 | <i>Variation Volume / (n-1)</i> | <i>-1 125</i>  | <i>20 518</i>    | <i>8 876</i>        | <i>-1 239</i>        | <i>-2 532</i>        | <i>976</i>       | <i>25 474</i>  |
| <i>Variation % / (n-1)</i>      | <i>-25,60%</i>                  | <i>31,45%</i>  | <i>30,99%</i>    | <i>-61,92%</i>      | <i>-100,00%</i>      | <i>-</i>             | <i>24,78%</i>    |                |
| <b>Total</b>                    | <b>Ajaccio</b>                  | <b>Bastia</b>  | <b>Bonifacio</b> | <b>L'Ile-Rousse</b> | <b>Porto-Vecchio</b> | <b>Propriano</b>     | <b>Total</b>     |                |
| Corsica Ferries                 | 64 041                          | 147 089        | 0                | 22 043              | 0                    | 6 967                | 240 140          |                |
| La Méridionale                  | 11 271                          | 0              | 0                | 0                   | 9 464                | 0                    | 20 735           |                |
| Corsica Linéa                   | 9 996                           | 24 774         | 0                | 7 021               | 0                    | 8 951                | 50 742           |                |
| Moby Lines                      | 0                               | 14 303         | 20 281           | 0                   | 0                    | 0                    | 34 584           |                |
| Ichnusa Lines                   | 0                               | 0              | 17 234           | 0                   | 0                    | 0                    | 17 234           |                |
| Autres Compagnies               | 0                               | 0              | 0                | 0                   | 0                    | 0                    | 0                |                |
| <b>Total</b>                    | <b>85 308</b>                   | <b>186 166</b> | <b>37 515</b>    | <b>29 064</b>       | <b>9 464</b>         | <b>15 918</b>        | <b>363 435</b>   |                |
| <i>Variation Volume / (n-1)</i> | <i>1 689</i>                    | <i>30 870</i>  | <i>8 876</i>     | <i>3 282</i>        | <i>-6 300</i>        | <i>7 574</i>         | <i>45 991</i>    |                |
| <i>Variation % / (n-1)</i>      | <i>2,02%</i>                    | <i>19,88%</i>  | <i>30,99%</i>    | <i>Passagers</i>    | <i>-39,96%</i>       | <i>90,77%</i>        | <i>14,49%</i>    |                |

|                                    |                                 |                |                  |                     |                      |                      |                  |                |
|------------------------------------|---------------------------------|----------------|------------------|---------------------|----------------------|----------------------|------------------|----------------|
| <b>Cumul depuis le 1er janvier</b> | <b>National</b>                 | <b>Ajaccio</b> | <b>Bastia</b>    | <b>Bonifacio</b>    | <b>L'Ile-Rousse</b>  | <b>Porto-Vecchio</b> | <b>Propriano</b> | <b>Total</b>   |
|                                    | Corsica Ferries                 | 149 516        | 198 288          | 0                   | 37 291               | 406                  | 14 137           | 399 638        |
|                                    | La Méridionale                  | 36 573         | 0                | 0                   | 0                    | 29 007               | 0                | 65 580         |
|                                    | Corsica Linéa                   | 35 352         | 87 883           | 0                   | 22 164               | 0                    | 24 711           | 170 110        |
|                                    | Autres Compagnies               | 0              | 0                | 0                   | 0                    | 0                    | 0                | 0              |
|                                    | <b>Total</b>                    | <b>221 441</b> | <b>286 171</b>   | <b>0</b>            | <b>59 455</b>        | <b>29 413</b>        | <b>38 848</b>    | <b>635 328</b> |
|                                    | <i>Variation Volume / (n-1)</i> | <i>-60</i>     | <i>13 892</i>    | <i>0</i>            | <i>4 313</i>         | <i>-8 396</i>        | <i>15 447</i>    | <i>25 196</i>  |
|                                    | <i>Variation % / (n-1)</i>      | <i>-0,03%</i>  | <i>5,10%</i>     | <i>-</i>            | <i>7,82%</i>         | <i>-22,21%</i>       | <i>66,01%</i>    | <i>4,13%</i>   |
|                                    | <b>International</b>            | <b>Ajaccio</b> | <b>Bastia</b>    | <b>Bonifacio</b>    | <b>L'Ile-Rousse</b>  | <b>Porto-Vecchio</b> | <b>Propriano</b> | <b>Total</b>   |
|                                    | Corsica Ferries                 | 5 467          | 143 198          | 0                   | 2 085                | 0                    | 994              | 151 744        |
|                                    | Moby Lines                      | 0              | 14 303           | 35 741              | 0                    | 0                    | 0                | 50 044         |
|                                    | Ichnusa Lines                   | 0              | 0                | 33 495              | 0                    | 0                    | 0                | 33 495         |
|                                    | <b>Total</b>                    | <b>5 467</b>   | <b>157 501</b>   | <b>69 236</b>       | <b>2 085</b>         | <b>0</b>             | <b>994</b>       | <b>235 283</b> |
|                                    | <i>Variation Volume / (n-1)</i> | <i>-2 081</i>  | <i>14 490</i>    | <i>21 443</i>       | <i>-354</i>          | <i>-7 526</i>        | <i>994</i>       | <i>26 966</i>  |
| <i>Variation % / (n-1)</i>         | <i>-27,57%</i>                  | <i>10,13%</i>  | <i>44,87%</i>    | <i>-14,51%</i>      | <i>-100,00%</i>      | <i>-</i>             | <i>12,94%</i>    |                |
| <b>Total</b>                       | <b>Ajaccio</b>                  | <b>Bastia</b>  | <b>Bonifacio</b> | <b>L'Ile-Rousse</b> | <b>Porto-Vecchio</b> | <b>Propriano</b>     | <b>Total</b>     |                |
| Corsica Ferries                    | 154 983                         | 341 486        | 0                | 39 376              | 406                  | 15 131               | 551 382          |                |
| La Méridionale                     | 36 573                          | 0              | 0                | 0                   | 29 007               | 0                    | 65 580           |                |
| Corsica Linéa                      | 35 352                          | 87 883         | 0                | 22 164              | 0                    | 24 711               | 170 110          |                |
| Moby Lines                         | 0                               | 14 303         | 35 741           | 0                   | 0                    | 0                    | 50 044           |                |
| Ichnusa Lines                      | 0                               | 0              | 33 495           | 0                   | 0                    | 0                    | 33 495           |                |
| Autres Compagnies                  | 0                               | 0              | 0                | 0                   | 0                    | 0                    | 0                |                |
| <b>Total</b>                       | <b>226 908</b>                  | <b>443 672</b> | <b>69 236</b>    | <b>61 540</b>       | <b>29 413</b>        | <b>39 842</b>        | <b>870 611</b>   |                |
| <i>Variation Volume / (n-1)</i>    | <i>-2 141</i>                   | <i>28 382</i>  | <i>21 443</i>    | <i>3 959</i>        | <i>-15 922</i>       | <i>16 441</i>        | <i>52 162</i>    |                |
| <i>Variation % / (n-1)</i>         | <i>-0,93%</i>                   | <i>6,83%</i>   | <i>44,87%</i>    | <i>6,88%</i>        | <i>-35,12%</i>       | <i>70,26%</i>        | <i>6,37%</i>     |                |